

University of Rajshahi

Rajshahi-6205

Bangladesh.

RUCL Institutional Repository

<http://rulrepository.ru.ac.bd>

---

Institute of Biological Sciences (IBSc)

PhD Thesis

---

2016

# Toxicological Evaluation of Some Insecticides and Their Combined Action with Azadirachtin against the Lesser Mealworm *Alphitobius* *Diaperinus* (Panzer)

Muneera, Sirajum

University of Rajshahi

---

<http://rulrepository.ru.ac.bd/handle/123456789/665>

*Copyright to the University of Rajshahi. All rights reserved. Downloaded from RUCL Institutional Repository.*

**TOXICOLOGICAL EVALUATION OF SOME INSECTICIDES AND THEIR  
COMBINED ACTION WITH AZADIRACHTIN AGAINST THE LESSER  
MEALWORM *ALPHITOBIUS DIAPERINUS* (PANZER)**



**THESIS SUBMITTED FOR THE DEGREE  
OF  
DOCTOR OF PHILOSOPHY  
IN THE  
INSTITUTE OF BIOLOGICAL SCIENCES  
UNIVERSITY OF RAJSHAHI, BANGLADESH**

**SUBMITTED  
BY  
Sirajum Muneera  
B Sc (Hons), M Sc**

**June 2016**

**IPM Laboratory  
Institute of Biological Sciences  
University of Rajshahi  
Rajshahi-6205  
Bangladesh**

**Dedicated**  
**To**  
**My beloved parents**

## DECLARATION

I hereby declare that the whole of the work submitted as a thesis entitled **Toxicological evaluation of some insecticides and their combined action with Azadirachtin against the lesser mealworm *Alphitobius diaperinus* (Panzer)** for the Degree of **Doctor of Philosophy** in the Institute of Biological Sciences, University of Rajshahi, Bangladesh, is the result of my own investigation. No part of the thesis has been submitted elsewhere for any degree or diploma.

(Sirajum Muneera)  
The Candidate

## CERTIFICATE

This is to certify that Sirajum Muneera worked under our supervisions as a Fellow in the Institute of Biological Sciences, university of Rajshahi. We are pleased to forward her thesis entitled **Toxicological evaluation of some insecticides and their combined action with Azadirachtin against the lesser mealworm *Alphitobius diaperinus* (Panzer)**, which is the record of a bonafide research carried out in the Institute of Biological Sciences, University of Rajshahi, Bangladesh.

---

**(Dr. K.A.M. Shahadat Hossain Mondal)**

Professor

Institute of Biological Sciences

University of Rajshahi

Bangladesh.

**(Supervisor)**

---

**(Dr. A.S.M. Shafiqur Rahman)**

Professor

Department of Zoology

University of Rajshahi

Bangladesh

**(Co-supervisor)**

## Contents

<b>ACKNOWLEDGEMENT.....</b>	<b>viii</b>
<b>ABSTRACT .....</b>	<b>ix-x</b>
<b>Chapter - 1 .....</b>	<b>1-6</b>
<b>Introduction .....</b>	<b>1-4</b>
<b>1.1 Background of the Study.....</b>	<b>5</b>
<b>1.2 Objectives of the Study .....</b>	<b>5-6</b>
<b>Chapter - 2 .....</b>	<b>7-35</b>
<b>Review of literature.....</b>	<b>7</b>
<b>2.1 A. <i>diaperinus</i>.....</b>	<b>7</b>
<b>2.1.1 Habits and behavior .....</b>	<b>8</b>
<b>2.1.2 Origin &amp; distribution .....</b>	<b>9</b>
<b>2.1.3 Life cycle &amp; Biology .....</b>	<b>9</b>
<b>2.2 Economic importance .....</b>	<b>15</b>
<b>2.2.1 As a poultry pest.....</b>	<b>16</b>
<b>2.2.2 As a stored pest .....</b>	<b>16</b>
<b>2.2.3 As a human health hazard.....</b>	<b>16</b>
<b>2.2.4 As a Predator .....</b>	<b>17</b>
<b>2.2.5 Other economic Importance .....</b>	<b>17</b>
<b>2.3 Imidacloprid .....</b>	<b>17</b>
<b>2.4 Deltamethrin .....</b>	<b>21</b>
<b>2.5 Fenitrothion .....</b>	<b>24</b>
<b>2.6 Thiodicarb .....</b>	<b>26</b>
<b>2.7 Azadirachtin.....</b>	<b>29</b>
<b>2.7.1 Nimbicidine .....</b>	<b>34</b>

### Chapter-3

General methodology.....	36-40
3.1 Source of <i>A. diaperinus</i> .....	36
3.1.1 Food medium.....	36
3.1.2 Culture of beetles.....	36
3.1.3 Collection of eggs .....	37
3.1.4 Transfer of larvae to food medium .....	37
3.1.5 Determination of larval instars.....	37
3.1.6 Determination of sex .....	37
3.2 Precaution .....	37
3.3 Test chemicals.....	37
3.4 Statistical analysis .....	38
3.3.1 Probit analysis.....	38

### Chapter-4

Toxicity of Insecticides on <i>A. diaperinus</i> .....	41-69
Introduction .....	41
4.2 Materials and Methods .....	42
4.2.1 Residual Film Method (RFM) .....	42
4.2.2 Treated Food Method (TFM) .....	42
4.3 Results and observation .....	45
4.3.1 Toxicity of Azadirachtin .....	45
4.3.2 Toxicity of Deltamethrin .....	50
4.3.3 Toxicity of Imidacloprid .....	55
4.3.4 Toxicity of Thiodicarb .....	60
4.3.5 Toxicity of Fenitrothion .....	65

<b>Chapter-05</b>	
<b>Combined action of insecticides with Azadirachtin .....</b>	<b>70-119</b>
<b>5.1 Introduction.....</b>	<b>70</b>
<b>5.2 Materials and Methods.....</b>	<b>70</b>
<b>5.2.1 Determination of cotoxicity coefficient .....</b>	<b>71</b>
<b>5.2.2 Determination of dose reduction .....</b>	<b>71</b>
<b>5.2.3 Construction of isobolograms.....</b>	<b>71</b>
<b>5.3 Results and observation .....</b>	<b>72</b>
<b>5.3.1 Deltamethrin and Azadirachtin .....</b>	<b>72-83</b>
<b>Synergistic action of Deltamethrin + Azadirachtin</b>	
<b>5.3.2 Imidacloprid and Azadirachtin.....</b>	<b>84-95</b>
<b>Synergistic action of Imidacloprid + Azadirachtin</b>	
<b>5.3.3 Thiodicarb and Azadirachtin.....</b>	<b>96-107</b>
<b>Synergistic action of Thiodicarb + Azadirachtin</b>	
<b>5.3.4 Fenitrothion and Azadirachtin.....</b>	<b>108-119</b>
<b>Synergistic action of Fenitrothion + Azadirachtin</b>	
 <b>Chapter-6</b>	
<b>General discussion.....</b>	<b>120-134</b>
 <b>Chapter-7</b>	
<b>Summary.....</b>	<b>135-138</b>
 <b>Chapter-8</b>	
<b>Literature cited.....</b>	<b>139-162</b>
 <b>Chapter-9</b>	
<b>Appendix.....</b>	<b>163-223</b>



## ACKNOWLEDGEMENT

I would like to express my sincere indebtedness and gratitude to **Prof. Dr. K. A. M. Shahadat Hossain Mondal** Institute of Biological Sciences, University of Rajshahi for his kind supervision, guidance and suggestion during both research and preparation of the thesis.

I am also grateful to my co-supervisor **Prof. Dr. A. S. M. Shafiqur Rahman**, Department of Zoology, University of Rajshahi for his constructive criticism, valuable advice and guidance.

I would like to express my sincere thanks to **Prof. Dr. Khalequzzaman** and **Prof. Dr. Tanjima Yasmin** Ex- Director, Institute of Biological Sciences, University of Rajshahi for providing laboratory facilities and financial support. I am grateful to **Prof. Dr. Monjur Hossain**, Director, Institute of Biological Sciences, University of Rajshahi, for providing facilities.

I am grateful to **Prof. Dr. M. Wahedul Islam**, Institute of Biological Sciences, University of Rajshahi and **Prof. Dr. Salina Parween** Department of Zoology, Rajshahi University, for their suggestions.

Sincere thanks are due to **Dr. Shah Nawaz Kader Jilani**, **Dr. Jahanara Akter Banu**, **Dr. Rehana Khatun**, **Dr. Yasmin Akter** and **Dr. Omar Ali Mondal** for their help and inspiration during the research work.

Finally, I sincerely appreciate the support and encouragement from my family and relatives, especially **my Husband**, Md. Mohiuddin for his continuous inspiration and support and **My children** Shaoki, Shanika and Anifa for their great sacrifice .

## ABSTRACT

The toxicity of five (5) commercially formulated insecticides viz. Fenitrothion (organophosphate); Thiodicarb (Carbamet); Deltamethrin (Pyrethroid), Imidacloprid (Neonecotinoide) and Nimbicidine (Azadirachtin) were investigated following residual film method (RFM) and treated flour method (TFM). Adults and larvae (1, 10, 20, 30 and 40-days old) of *Alphitobius diaperinus* Panzer were used in the experiment. The mortality data were recorded after 24, 48 and 72 hours of exposure. All tested insecticides were found to be toxic on the beetles.

The insecticides were moderately and less toxic on adults in residual film method having LD<sub>50</sub> values as 3082.80 (Imidacloprid), 3033.83 (Fenitrothion), 1229.48 (Deltamethrin), 376.39 (Thiodicarb), and 61.85 (Azadirachtin) µg/cm<sup>2</sup> after 24 hrs exposure. Azadirachtin and thiodicarb were the most toxic and fenitrothion and imidacloprid were found to be comparatively less toxic to adults in RFM test. The order of toxicity for adults was Azadirachtin > Thiodicarb > Deltamethrin > Fenitrothion > Imidacloprid. The LD<sub>50</sub> values for the mature larvae (40 days old) at same test were 361.78 (Deltamethrin), 257.76 (Fenitrothion), 215.48 (Imidacloprid), 78.47 (Thiodicarb) and 25.28 (Azadirachtin) µg/cm<sup>2</sup> after 24 hours respectively. The toxicity was higher than that of adults and the order of toxicity was Azadirachtin > Thiodicarb > Imidacloprid > Fenitrothion > Deltamethrin. The LD<sub>50</sub> values for the newly hatched larvae (1 day old) at same test were 49.74 (Fenitrothion), 19.62 (Imidacloprid), 4.49 (Azadirachtin), 4.43 (Thiodicarb) and 3.05 (Deltamethrin) µg/cm<sup>2</sup> after 24 hours exposure. Most of the insecticides were found to be highly toxic on 1 day old larvae. The toxicity was higher than mature larvae and the order of toxicity was Deltamethrin > Thiodicarb > Azadirachtin > Imidacloprid > Fenitrothion.

In Residual Film Method (RFM) imidacloprid was less toxic on adults. Deltamethrin was less toxic on mature larvae but highly toxic on newly hatched larvae. Fenitrothion was less toxic on newly hatched larvae than other insecticides. Azadirachtin and thiodicarb were found highly toxic on all stages of beetles.

In treated food method (TFM), the LD<sub>50</sub> values after 24 hours for adults were 2044.41 (Deltamethrin), 901.08 (Fenitrothion), 579.83 (Azadirachtin), 359.46 (Imidacloprid) and 194.23 (Thiodicarb) ppm. For the mature larvae these values were 1095.90 (Deltamethrin), 436.41 (Fenitrothion), 340.98 (Azadirachtin), 307.99 (Imidacloprid) and 49.28 (Thiodicarb) ppm. For the newly hatched larvae these values were 168.90 (Deltamethrin), 161.34 (Fenitrothion), 81.42 (Azadirachtin), 22.39 (Imidacloprid) and 14.62 (Thiodicarb) ppm.

In treated food method, thiodicarb was the most toxic, and deltamethrin was the least toxic against all stages of beetles. The order of toxicity on all stages of beetles was, Thiodicarb > Imidacloprid > Azadirachtin > Fenitrothion > Deltamethrin.

In all type of methods for the larvae and adults, the toxicity of all insecticides were increased with time and decreased with age of insects.

Synergistic effect with azadirachtin in combination with all insecticides was evaluated. The synergistic effects were calculated by using co-toxicity coefficient (> 100) values. The interaction between insecticides and synergist was analyzed for co-toxicity co-efficient and through plotting isoboles of the LD<sub>50</sub> values. Azadirachtin considerably increased the toxicity of all insecticides in both adults and mature larvae after 72 hours exposure.

The co-toxicity coefficient of all insecticides indicates synergistic action. The co-toxicity coefficient of azadirachtin indicates synergistic action when combined with deltamethrin and imidacloprid on adults in RFM test. The combination of deltamethrin and imidacloprid with azadirachtin was the most effective for controlling adults in residual film method (RFM).

Deltamethrin+ azadirachtin was the best combination for controlling of mature larvae in both residual film method (RFM) and treated flour method (TFM). Imidacloprid+ azadirachtin combination was the best for controlling of adults in both residual film method (RFM) and treated flour method (TFM).

Thiodicarb and imidacloprid was the most toxic at single action. Deltamethrin was less toxic at single action but when combined with azadirachtin then it was the most toxic on *A. diaperinus*.

## Chapter – 1

### Introduction

The struggle between men and insects began long before the dawn of civilization and it has been continued without cessation to the present time, and undoubtedly will continue, as long as the human race endures. It is because both men and certain insects constantly want the same things at the same time for their existence. For this reason man has been exploring every possible means to control insects (Metcalf and Flint 1962).

The darkling beetle, *Alphitobius diaperinus* Panzer (Coleoptera: Tenebrionidae), is a significant pest in poultry worldwide. This beetle was originally a pest of dried meats and stored grains (Goodwin and Waltman 1996). However, modifications such as higher bird densities and improved ventilation patterns in the poultry industry since the 1950s have resulted in the emergence of this insect as the most commonly encountered beetles in broiler facilities (Lambkin 2005). Now *A. diaperinus* is a major pest in commercial poultry house (Axtell and Arends 1990). This is also cosmopolitan pest (Salin *et al* 2003) and a minor pest of stored products (Hinton and Corbet 1975; Ichinose *et al* 1980). The darkling beetle not only threatens to the health and production of the birds, but it is also thought to be a health risk to humans, producing allergenic sensitivity in individuals who have been in close contact with it for extended periods of time (Schroeckenstein *et al* 1988). In addition to the immense problems associated with *A. diaperinus* inside poultry houses, these beetles have also been known to cause concern in residential areas. Adult beetles, attracted to light migrate into residential areas following litter distribution as fertilizer on pastures or fields near human habitation (Gall 1980, Axtell 1999).

The lesser mealworms have become the most serious pest affecting several types of poultry production systems. They have a high reproductive rate, are difficult to control, vectors of disease, cause considerable damage to insulation in poultry facilities, and may migrate from litter disposal sites to urban housing areas where they are a nuisance. They also may consume considerable amounts of poultry feeds if they are very numerous (Adams 2003).

High populations of *A. diaperinus* in poultry houses sometimes are of concern due to the potential for insects to harbor pathogens that cause poultry diseases (Eidson *et al* 1966; De Las Casa *et al* 1976,). The beetles harbor and potentially spread a wide variety of viral, bacterial and fungal pathogens of poultry and serve as intermediate hosts of parasites parasitizing poultry (Mc Allister *et al* 1995a).

Chemical pesticides are still indispensable in controlling insect pests both in field and storage due to their quick knockdown and killing properties and due to their easy availability to the farmers/growers. The efficacy of insecticides against storage pests varies greatly after treatment (Suchita *et al* 1989, Pinto *et al* 1997). But the indiscriminate and large-scale use of broad spectrum synthetic pesticides has serious demerits including their persistence in the environment (Smith 1970, Wilkin and Fishwick 1981, Jolly *et al* 1989, Bryne *et al* 1994, Laliberte 1995, Bell *et al* 1999, Rajappan *et al* 2000), toxicity to human beings (Anon 1981, Oudejans 1982, Hasanuzzoha 2004), wild life including pollinator and economically beneficial insects (Munakata 1977, Pimentel 1981, 1983), development of insect resistance to the insecticides (Georghiou and Mellon 1983, Champ 1986, Reichmuth 1992) and finally, higher costs (Khan and Mannan 1991). Moreover, both multi-resistance and cross-resistance to pesticides have been reported in a large number of insects (Metcalf 1980, Georghiou and Mellon 1983). It is now a constant concern in the post-harvest ecosystems throughout the world particularly in developing countries including Bangladesh (Champ 1979, Subramanyam and Hagstrum 1995).

In spite of insecticides being the major means of defense against insect pests, the above mentioned problems have generated a sustained search for either alternative means of insect control methods of reducing the amounts of insecticides required for the pest management (Mondal 1984a, Smet *et al* 1990, Burkholder and Faustini 1991).

In this respect, plant materials may play important role because of their low mammalian toxicity to both human and environment (Jacobson 1990). In several countries locally available plant materials are being widely used to protect stored products against insect pests. The plant materials possessing insecticidal properties

are known as botanical pesticide or biopesticide (Rashid *et al* 2006). Botanicals have broad spectrum activity. They are safe, relatively specific in their mode of action, easy to process and use. (Odderskaer *et al* 2003).

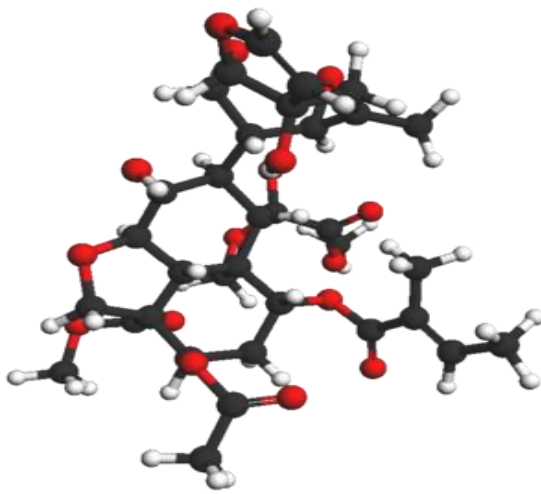
Keeping this in mind, the azadirachtin- a botanical pesticide was used in the present experiment in order to investigate whether it causes synergistic effect on the insecticides against *A. diaperinus*. It may be mentioned that limited numbers of research works on the effect of Azadirachtin on beetle species have been conducted (Malik and Naqvi 1984, Mukherjee and Ramachandran 1989, Hu and Chiu 1993, Xie *et al* 1995, Suss *et al* 1997, Khalequzzaman and Nahar 2003, Banu 2004, Das *et al* 2006, Khatun 2010).



**Plate 1:** Neem tree



**Plate 2:** Neem fruits



**Plate 3:** Molecular structure of Azadirachtin



**Plate 4:** Nimbecidine 0.03%

### **1.1. Background of the Study**

In Bangladesh during the storage of grains and cereals or milled products use of insecticides is limited. Even within this limited application scientific methods or processes are not duly followed. This may be due to lack of proper knowledge, training and skill (Ferdous 2006). Chemical control, in spite of its so many demerits has been the primary method of pest control and is still in use. As mentioned earlier, pesticide use in Bangladesh started from mid-fifties and gained momentum in late 1960 (Alam 1991). Until 2000, 17 companies (national and multinational) were involved in pesticide formulation, repacking, distribution and supply through their own sales and distribution network in Bangladesh (Hasanuzzoha 2004).

In Bangladesh farmers or grain stockers use pesticide whimsically and irrationally. Most of them do not know the significance of using right pesticides in right time with right dosage using right equipments. These inappropriate and misuse of pesticides have led to the loss of effective pesticides due to the development of resistance (Forrester 1990) and cause human health hazards like nausea and vomiting, stomach pain and diarrhoea, eye and skin irritations, as are detected after pesticide application, and environmental pollution (McInlyre *et al* 1989).

However, in our country the stored product entomologists are trying to get rid of the hazards of conventional neurotoxic insecticides and endeavour is being made to find out potent alternative control measures for insect pests in the food stores, which would be safer for non-target organisms including human beings. In this regard, they are trying to manipulate insect growth and development rather than to kill them within the food grains. The plant materials are being used in this regard as the botanical insecticides. From this effort, the present experiments were planned.

### **1.2. Objectives of the Study**

Pesticides are being used to kill, repel, or regulate the growth of biological organisms. The release of these chemicals into the environment creates a potential for unintended adverse health impacts to both humans and non target wildlife. Mixtures of pesticides are common in the human food supply (National Research Council 1992).



Another concern regarding the wide spread use of pesticide is the development of resistant pest strains to insecticides. Resistance to one or more pesticides has been reported in at least 477 species of insects and mites (Geoghiou and Mellon 1983). Resistance within or between whole classes of insecticide is an ever increasing problem for control of major crop pests; when in order to have a same level of control, the amount of insecticide use needs to be increased.

With a view to overcome these problems, a need to find an alternative to this reliance on pesticides has become imperative so that the benefits of insecticides probably outweigh the risks, and to safety to human health, improve the World's food supply and be friendly to the environment.

The above problem has generated a sustained search for their alternative means of insect control as methods of reducing the amount of insecticide required for the pest management. The toxicity of azadirachtin is increased with time (Tang *et al* 2001). In toxicology, synergism is defined as the case where the toxicity of two compounds applied together is greater than would be expected from the sum of their individual effects (Olkowski *et al* 1991).

Keeping this in mind the present study was undertaken. The research reported here was initiated to investigate the toxicity of fenitrothion (Sumithion 50 EC), deltamethrin (Decis 2.5 EC), imidacloprid (Confidor 70WP), thiodicarb (Larvin 75WP) and azadirachtin (Nimbidine .03%) both independently and in combination against *A. diaperinus*. The goal was to minimize the use of insecticides which will ultimately help reducing environmental pollution and human health hazards.

With a view to achieve the above objectives, the following experiments were conducted:

- > To observe the toxicity of deltamethrin, fenitrothion, imidacloprid, thiodicarb and azadirachtin alone on *A. diaperinus* adults and different aged larvae (1, 10, 20, 30 and 40 days old) after 24, 48 and 72 hours in Residual Film Method (RFM) and Treated Food Method (TFM).
- > To observe the toxicity of Deltamethrin, Fenitrothion, Imidacloprid, Thiodicarb combined with Azadirachtin on *A. diaperinus* adults and matured larvae (40 days old) after 72 hours in both Residual Film Method (RFM) and Treated Food Method (TFM).
- > To study the biology of *A. diaperinus*.

## Chapter -2

### REVIEW OF LITERATURE

#### 2.1 *Alphitobius diaperinus*

The generic name of *Alphitobius* was first published by Stephens in 1829 with the specific epithet *diaperinus*, which was established by Panzer in 1794 (Spilman 1966, Poole and Gentili 1996).

*A. diaperinus* has been referred to by a multitude of common names. It is commonly called as "Litter beetle", "Darkling beetle" and "Black bug"- a pest of chicken house, and "Lesser mealworm"- a pest of stored milled products. The beetle is also called as "Cereal mould beetle" (Sterin 1996), shining black wheat beetle, black fungus beetle, black poultry bug, Schmittle beetle, and shiny black moldy grain beetle (Swatonek 1970, Nolan 1982).

They are found in grain bins, mills and poultry houses throughout the world. (Adams 2003). They are thought to have originated in sub-Saharan Africa (Lambkin 2001; Geden and Hogsette 2001)

Darkling beetles have the ability to find nourishment in diverse places. They are voracious predators as well as proficient scavengers (Harding and Bissell 1958). They feed on grains and flour, particularly in damp, musty sites. Poultry houses with deep litter are ideal breeding grounds. Adults have been found feeding on carcasses in poultry house. (Adams 2003). It usually feeds on damp and moldy grain, milled products and spoiled foods. The larvae of *A. diaperinus* ingest chicken feed and other organic matter including dead or moribund chicks (Hickle *et al* 2008). The darkling beetle was previously thought to be exclusively phytophagous or saprophagous until 1958 when it was observed attacking dead and moribund birds (Harding and Bissell 1958). In poultry houses the darkling beetle has been regarded as the best-adapted scavenger (Pfeiffer and Axtell 1980), where, in addition to consuming feed and manure, adults and late-instar larvae prey on other insects, and dead or dying birds (Axtell and Arends 1990). The omnivorous diet of *A. diaperinus* also means that they can compete with the birds for their feed (Roche *et al* 2009). They live in the poultry litter where they eat organic waste (Fabio and Rafael 2011). They feed on almost anything -decaying litter, poultry feed, bird carcasses and even

each after cannibalistic (Adams 2003). They show cannibalism (Lyon 2000, Nahar and Wadud 2000). Larvae are known to feed on bat guano, mold and on sick dead bats, chickens and pigeons (Falomo 1986).

The darkling beetle's mouthparts indicate that the adult beetle is a general feeder, while the larva possesses planar molar surfaces that are adapted for feeding on "cemented" food material. The darkling beetle's propensity for scavenging and continuous feeding could have significant implications concerning their potential as disease vectors (McAllister *et al* 1995a, b).

### **2.1.1 Habits and behavior:**

**Habits:** Darkling beetles are commonly found in woods or around feed bins. These beetles fly well and are attracted to lights at night but hide during the day. Matured larvae seek sheltered place to pupate. Most of the damage to insulation is done by lesser mealworms seeking a safe place to pupate.

All stages of the darkling beetle are killed by temperatures below 30°F (Adams 2003). They survive on the floor of a broiler production house in the accumulated mix of bedding material, excreta, feathers, spilt feed, carcasses and other debris referred to as litter (Despins and Axtell 1994).

**Behavior:** Lesser meal worm usually is not distributed evenly throughout a house. They tend to congregate in areas that are most favorable for them. Usually this is where there is adequate moisture or where the litter is looser and deeper. The larvae and adults tend to accumulate under anything laying on or just under the surface of the litter. Floor feeders provide excellent places for them to hide. If nothing is available they will eat around the edges of caked litter. Mealworm larvae and adults avoid very dry or very wet areas but do need some moisture to survive (Adams 2003).

Larvae cluster in dark corners under manure or litter, under feed sacks or under feed in the feed storage areas. Larvae may congregate in areas of higher temperature and moisture, such as near water or wet feed. Late instar larvae may migrate upward and pupate in the insulation of the building dried areas of the manure or litter and in cracks and crevices (Adams 2003). Larvae also bore into wood posts, beams, paneling, drywall, and insulation (Dunford 2000). When the final instar is achieved, the larvae seek out pupation substrates in the earth floor or

insulation for protection against predators and cannibalism from adult and larval conspecifics (Ichinose *et al.* 1980, Despins *et al.* 1987, Geden and Axtell 1987). Geden and Axtell (1987) evaluated the behavior of the larvae in both field and laboratory conditions and found that climbing occurred primarily at night between 2000 and 2400 h, and that it is influenced by both soil availability as a pupation substrate and larval density (Boozer 2011).

The pupae wiggle when disturbed and lay motionless otherwise. They are found in lower, compressed litter, dry manure, or in the soil. They are also found in the insulation and the result is extensive damage to all type of insulation (Adams 2003)

The adults are very active and burrow into litter when disturbed. They are also found crawling on walls, hiding in cracks and crevices or feeding on the underside of bird carcasses. Adult beetles can fly for approximately ½ mile. They lay eggs in the manure and litter, especially under feed and water lines (Adams 2003).

### **2.1.2 Origin & distribution:**

*A. diaperinus* is believed to have originated in sub-Saharan Africa in association with bird nests and bat caves (McFarlane 1971, Vaughan *et al* 1984, Lambkin 2001). It has been imported into temperate regions via commerce, in stored food products (Crook *et al* 1980).

They are cosmopolitan in distribution. *A. diaperinus* was first known as a secondary pest usually found in flour-mill basements infesting damp or musty flour or grain, preferring cereal products that are slightly out of condition (USDA 1953). It is believed to have first infested Indiana brooder houses from crushed corn cobs that were used as insulation for the walls (Gould and Moses 1951) as well as in Maryland from corn cob litter (Harding and Bissell 1958). Although *A. diaperinus* is well known as a pest of seeds, grain, feed, and cereal, this beetle has a long list of hosts worldwide, including an assortment of other plant and animal matter (Crook *et al* 1980).

### **2.1.3 Life cycle & Biology**

The life cycle of *A. diaperius* is temperature dependent. The life cycle varies from one to three months depending on environmental condition. The temperature in the poultry house and the accumulation of feed and organic matter promote ideal conditions for beetle infestation (Fabio and Rafael 2011).

For egg- There is a marked reduction in egg hatch below 70°F.

For larvae- development time from egg to adult increases with decreasing temperature, eg.

At 100°F – 42 days

At 80°F – 58 days

At 60°F – 97 days

Most Larvae develop through 5 – 9 instars, the number is increased with lower temperature (Dunford 2000). Temperature is more important than moisture in rates of development and survival. Moisture level of about 12% is optimum (Lyon 2000).

### **Optimum Life stages:**

The life cycle depends on the temperature and moisture (Adams, 2003). The mean incubation, larval and pupal period are 6.6, 68.8 and 8.4 days respectively (Das *et al.* 1986). Development from egg to adult is completed at stored condition (27°C) within 70-79 days and at poultry house (21-35°C) 40-80 days (Lyon 2000, Das *et al.* 1986).

**2.1.3.1 Egg:** The egg of the darkling beetle, when first laid, is creamy white in color and darkens with age. It is oval in shape and ranges in length from around 1.0 to 1.4 mm, with average width approximately 0.44 mm (Plate-6) (Preiss 1969). As development progresses the egg shape alters from oval to slightly concave. When laid, the eggs are anchored into cracks and crevices by the female darkling beetle, via a clear sticky substance (Wilson and Miner 1969). The eggs are often laid in clusters. Temperature is an important factor in egg development. Egg hatch can occur anywhere from around 3-13 days after oviposition. The highest rate of egg hatch occurs at 30°C (Rueda and Axtell 1996). Relative humidity also plays a role in egg hatch. The highest percent of egg hatch occurred at a relative humidity of 68-71% (Barke and Devis 1969; Preiss and Davidson 1968).

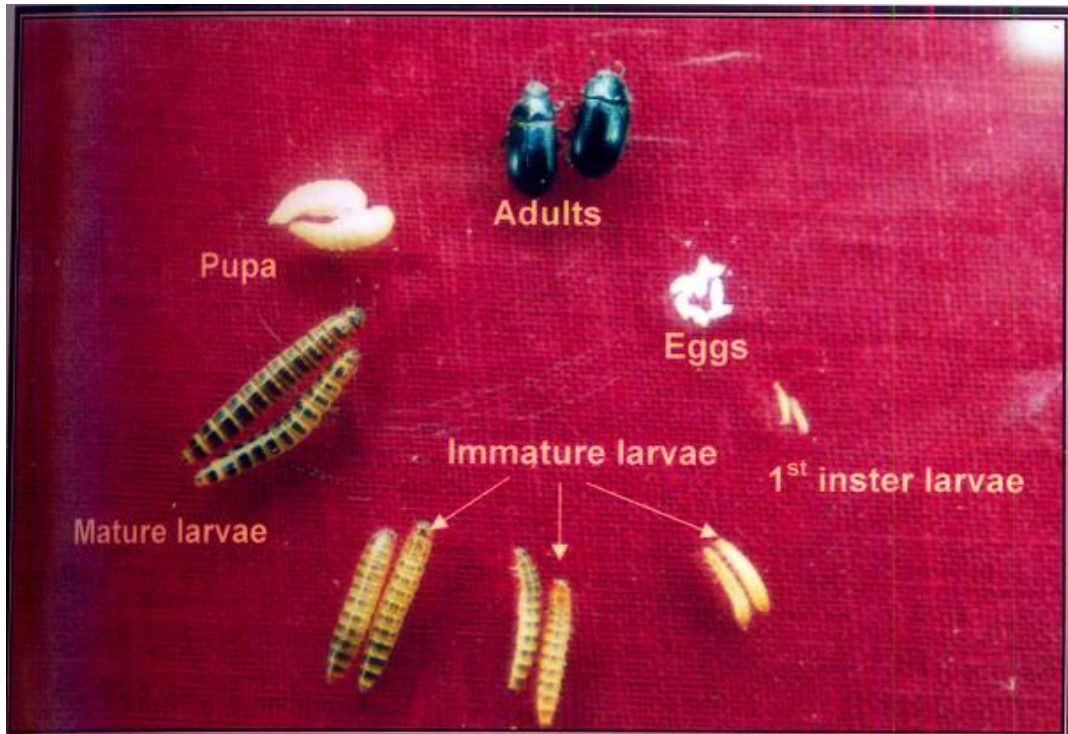
**2.1.3.2 Larva:** The larvae (plate- 7) ostensibly resemble true mealworms (*Tenebrio spp.*). They have three pairs of legs and segmented bodies that taper posteriorly (Dunford and Kaufman 2006). A newly hatched larva is about 1.5 mm in length and white in color (Wilson and Miner 1969, Francisco and Prado 2001). As it grows and the cuticle hardens, the larva darkens to a brownish color (Francisco and Prado 2001).

The larvae grow to about 10 mm in length before pupating. The duration of the larval period is dependent on temperature, and can be from 22.4 to 133 days at temperatures ranging from 35 to 20°C. No larval development is observed at temperatures as low as 17°C (Rueda and Axtell 1996). The number of larval instars is also highly variable, ranging from 6 to 11 instars. Wilson and Miner (1969) observed 11 larval instars at a temperature of 15.5°C; however, at 26.6°C only a single larva reached the 9th instar (Dunford and Kufman 2006).

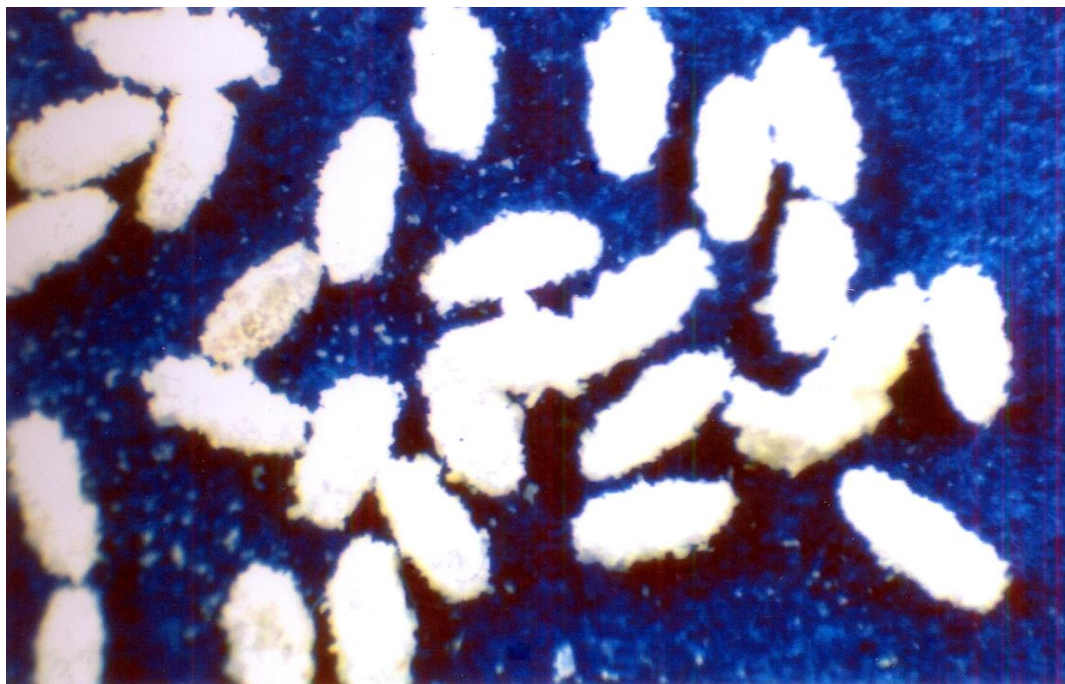
**2.1.3.3 Pupa:** The pupae (Plat- 8) are initially white in color, but change to tan within a day (Barké and Davis 1969). Female pupal length was found to be significantly different from that of the male, with female lengths averaging 5.9 mm while males averaged 5.5 mm (Preiss 1969). Sexual dimorphism occurs in the pupal stage (Barké and Davis 1969). The difference between sexes can be observed on the ventral posterior section of the abdomen, where the female has a pair of non-sclerotized fleshy projections that are not observed in the male (Barké and Davis 1969, Preiss 1969). These projections are second valvifers (Barké and Davis 1969). The pupal stage can be found in the soil floors of broiler houses, as well as in the insulation, particularly when population numbers are high (Safrit and Axtell 1984, Geden and Axtell 1987). The pupal stage lasts about 4 to 17 days, depending on temperature. Mean pupal development times under lab conditions were 17.0, 8.0, 5.5, 4.0 and 4.1 days at temperatures of 20, 25, 30, 35, and 38°C respectively (Rueda and Axtell 1996). Legs appear to be tucking alongside (Adams 2003).

**2.1.3.4 Adult:** Lesser mealworm adults (Plate-9) are broadly oval, moderately convex, lack or brownish-black and usually shin in appearance (Kaufman *et al.* 2005). A newly enclosed adult darkling beetle is soft bodied and reddish brown in color. In laboratory conditions it has been shown to take an average of 7d for the cuticle of the darkling beetle to harden and darken to its characteristic color (Wilson and Miner 1969, Preiss and Davidson 1971). However, Hopkins *et al* (1992) found that in their laboratory environment an average of only 5 d was required for completion of this tanning process (Wilson and Miner 1969). Color can be variable depending on age or 'strain'. Length is approximately 5.8 to 6.3mm. Antennae are densely clothed with short yellowish hairs, with the terminal segment lighter in color. The head is deeply emarginated in front, with a distinct clypeal groove, and the surface is coarsely punctured. Eyes are also emarginated. The pronotum is twice

as broad as long, slightly narrowed from base to apex with sides feebly curved and narrowly margined. The elytra have moderately impressed striae with finely punctured, feebly convex intervals. Elytral punctures are spares and nearly as large as those of the striae. The ventral surface of the insect body is dark radish-brown, with the prosternal process horizontal between coxae and having a prominent apex (Kaufman *et al.* 2005). The sex of the darkling beetle adult can be determined based on the shape of the metathoracic tibial spines. The male has one straight and one curved metathoracic tibial spine, while both spines are straight on a female. A male can also be recognized by the deeply emarginated posterior edge of the 8th sternite, which is straight on a female (Barké and Davis 1969). The mean life-span of *A. diaperinus* has been reported as greater than 400 d (Preiss and Davidson 1971), after mating, within six to ten days a female beetle has the potential to lay more than 2000 eggs (Adams 2003). Most of the adult's life span is 14-16 months and each female laid 1059 to 1874 fertile eggs in her life time. Some adults survive longer than 16 months and some females laid very few eggs (Falomo 1986).



**Plate 5:** Lifecycle of *A. diaperinus*.



**Plate 6:** Eggs of *A. diaperinus*





**Plate 7:** Mature larvae of *A. diaperinus*.



**Plate 8:** Pupae of *A. diaperinus*



**Plate 9:** Newly enclosed adults to darken color

## 2.2. Economic importance:

While the darkling beetle is considered a pest of stored products, it does not pose a significant economic threat to this industry. The grains these beetles feed on are often already damaged. However, the darkling beetle is considered the foremost premise pest in the poultry industry (Axtell 1999). *A. diaperinus* is a major pest in commercial poultry house (Axtell and Arends, 1990). In past few years litter beetles (especially the lesser mealworm *A. diaperinus*) have become the most serious pest affecting several types of poultry production systems (Campbell and Borden 2006). This is also cosmopolitan (Salin *et al* 2003) and a minor pest of strode products (Hinton and Corbet 1975; Ichinose *et al* 1980).

The pest status of lesser mealworm arises from three causes. Firstly, the beetles are known to harbor many important avian pathogens and parasites (Despins and Axtell 1995, Despins *et al* 1994, Davis and Wray 1995, Davis *et al* 1996, Goodwin and Waltman 1996, McAllister *et al* 1995b 1996).

Secondly, adult beetles cause public nuisance problems by invading the homes and businesses of neighbors (Turner 1986, Schmitz and Wohlgemuth 1988).

Thirdly, the destruction of thermal insulation materials by beetle larvae results in increased energy consumption and costly replacement of the insulation (Ichinose *et al* 1980, LeTorc'h and Letenneur 1983, Vaughan *et al* 1984).

**2.2.1. As a Poultry Pest:** *A. diaperinus* is one of the key insect pest. In the poultry industry. In the past years, the beetles have become the most serious pest affecting several types of poultry production systems. They cause considerable damage to insulation in poultry facilities, and may migrate from litter disposal sites to urban housing areas where they are a nuisance. Litter beetles are known to harbor a number of disease organisms that affect poultry. These are fowl pox, *E. coli*, Salmonella sp., Marck's disease, Avian influenza, Fowl pox, botulism, coccidiosis, Newcastle disease, avian leukosis virus and infectious bursal disease virus (IBDV). The beetle has also been identified as the intermediate host of poultry tapeworms and cecal worms. The beetles are known to harbor pathogens for at least 14 days and still remain infectious to broiler chicks if eaten. The presence of abundant disease organisms is particularly troublesome in floor-litter systems such as broiler, breeder, and turkey housing where the birds can consume large quantities of beetles, especially in the first week or so after placement. Consumption of large numbers of beetles also has adverse effects on these young birds (Adams 2003).

**2.2.2. As a stored pest:** *A. diaperinus* is a cosmopolitan pest commonly found in stored grains and flour. The beetle is also known as the lesser meal worm due to the appearance of the larval stage and its frequent occurrence in flour and feed products (Legner and Olton 1970, Pfeffer & Axtell 1980). *A. diaperinus* is a notorious and harmful pest of a great variety of stored grains and cereal products, but the status is of minor pest (McAllester *et al* 1995a).

**2.2.3. As a human health hazard:** *A. diaperinus* is a known reservoir for many human being due to salmonella infected poultry caused by *A. diaperinus* (McAllister

*et al.*, 1994). The beetle also cause human allergy (Schroeckenstein *et al.*, 1990, Hickle *et al.*, 2008). Another area of concern regarding *A. diaperinus*, produce highly reactive benzoquinones as defense against predation (Tschinkel 1975). Quinones can be hazardous to human health and cause health risks when exposed to the insect for extended periods. Reported health related ailments caused by *A. diaperinus* include symptoms of asthma, headaches, dermatitis, allergic engiodema, rhinitis, erythema (reddening) and formation of papules (Falomo 1986, Schroeckenstein *et al.* 1988, Tseng *et al.* 1971). Exposure to quinine vapors can also result in conjunctivitis and corneal ulceration (Falomo 1986, Schroeckenstein *et al.* 1988).

**2.2.4. As a Predator:** The potential of *A. diaperinus* as a biological control agent for stored products pests have been reported. Larvae and adults of *A. diaperinus* feed voraciously on eggs of *S. cerealella* (25eggs/day); adults also preyed on larval of *S. cerealella*, *Tribolium castaneum* and *Lasioderma serricorne* (Gautam 1989). The beetle dries up the moist manure of the poultry and makes it unfavorable for fly breeding (Propp and Morgan 1985, Wallace *et al.*, 1985). The larvae and adult of *A. diaperinus* gregariously feed on eggs and larvae of *Corcyra cephalonica* (Das *et al.* 1986). It also plays role as predator of larvae and pupae of *Musca domestica* in poultry houses (Neves *et al.* 1987). Intensive beetle activity helps to aerate and dry the manure (Despins *et al.* 1988).

**2.2.5. Other economic Importance:** Beetle populations in the hundreds of thousands have been found on and in caves inhabited by bats in various parts of the world. Larvae are known to feed on bat guano, mold and on sick or dead bats, chickens and pigeons. They also feed on animal parts such as feathers, and other lesser mealworm individuals (Falomo 1986).

## 2.3 IMIDACLOPRID

Imidacloprid (Table-1) was introduced in Europe and Japan in 1990 and first registered in the U.S. in 1992 (Matsuda *et al.* 2001). Very possibly it is used in the greatest volume globally.

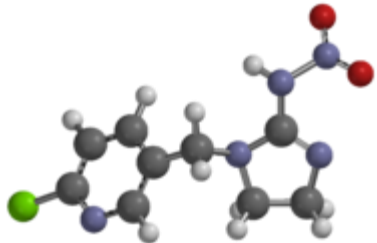
Imidacloprid is a systemic insecticide, having good root-systemic characteristics and notable contact and stomach action. It is used as a soil, seed or foliar treatment in cotton, rice cereals, peanuts, potatoes, vegetable, pome fruits, pecans and turf, for

the control of sucking insects, soil insects, whiteflies, termites, turf insects and the Colorado potato beetle, with long residual control. Imidacloprid has no effect on mites or nematodes. Imidacloprid is not very toxic to fish, amphibians, and even some aquatic invertebrates. No effects on any aquatic species are likely after either tree injection or soil injection applications to predominantly clay or loam soils.

**Trade and brand name:** Imidacloprid is currently the most widely used insecticide in the world (Doull *et al.*, 1991). Although it is now off patent, the primary manufacturer of this chemical is Bayer Crop Science (part of Bayer AG). It is sold under many names for many uses; it can be applied by soil injection, tree injection, application to the skin of the plant, broadcast foliar, ground application as a granular or liquid formulation, or as a pesticide-coated seed treatment (USDA 2005, National Pesticide Information Center, 2010) Imidacloprid is widely used for pest control in agriculture. Other uses include application to foundations to prevent termite damage, pest control for gardens and turf, treatment of domestic pets to control fleas (Gervais *et al.* 2010), protection of trees from boring insects and in preservative treatment of some types of lumber products (ESR, 2011). It is currently marketed as several proprietary products worldwide, e.g., Admire, Confidor, Gaucho, and Provado (Matsuda *et al.* 2001).

**Metabolism:** The metabolism of neonicotinoid compounds, including imidacloprid, is complex (Tomizawa and Casida 2004). Imidacloprid is a nitroguanidine molecule, composed of a pyridinyl moiety (a 6- member nitrogen-containing ring with a chloride substituent) and an imidazolidine ring (a 5- member ring with 2 nitrogens, with the =N-NO<sub>2</sub> nitroimine substituent on the carbon between the nitrogens). On the basis of the observed LD<sub>50</sub> values, imidacloprid and its nitrosoimine metabolite are classified by EPA as slightly to moderately toxic.

**Table 1.** Physical and chemical properties of imidacloprid (California Department of Pesticide Regulation, internal database).

Common name	Imidacloprid
IUPAC name	1-[(6-chloropyridin-3-yl) methyl]-N-nitro-4,5-dihydroimidazol-2-amine
CAS Number	105827-78-9
Color and odor	colorless, odorless crystal
Molecular weight	255.7
Water solubility	514 mg/L (20°C at pH 7)
Vapor pressure	$1.00 \times 10^{-7}$ mmHg (20°C)
Hydrolysis half-life	>30 days (25°C at pH 7)
Aqueous photolysis half-life	<1 hour (24°C at pH 7)
Anaerobic half-life	27.1 days
Aerobic half-life	997 days
Soil photolysis half-life	38.9 days
Field dissipation half-life	26.5 – 229 days
Henry's constant	$6.5 \times 10^{-11}$ atm m <sup>3</sup> /mole (20°C)
Octanol-water coefficient ( $K_{ow}$ )	3.7
Chemical structure	

**Mode of action:**

Imidacloprid is a systemic insecticide which acts as an insect neurotoxin and belongs to a class of chemicals called the neonicotinoids which act on the central nervous system of insects with much lower toxicity to mammals. The chemical works by interfering with the transmission of stimuli in the insect nervous system. Specifically, it causes a blockage in the nicotinergeric neuronal pathway. This blockage leads to the accumulation of acetylcholine, an important neurotransmitter, resulting in the insect's paralysis, and eventually death. It is effective on contact and via stomach action. Because imidacloprid binds much more strongly to insect neuron receptors than to mammal neuron receptors, this insecticide is selectively more toxic to insects than mammals (Gervais *et al.* 2010).

Imidacloprid controls sucking insects, soil insects, termites, and some chewing insects, and is effective against all feeding stages. It is used to treat seeds, soil, crops and structures, and is a flea control treatment on domestic pets (Meister, 2000).

**Toxicology**

The technical grade imidacloprid is more toxic than imidacloprid formulations, and more toxic than its nitrosoimine metabolite (not the des-nitro metabolite) which is sometimes found in food commodities. The lowest LD<sub>50</sub> value for technical grade imidacloprid, 131 mg/kg body weight, was observed in male mice (Bomann 1989b). The lowest LD<sub>50</sub> value for the nitrosoimine metabolite (NTN 37571 or WAK 3839), 200 mg/kg, was observed in fasted male and female mice. Animal toxicity is moderate when ingested orally and low when applied dermally. It is not irritating to eyes or skin in rabbits and guinea pigs (although some commercial preparations contain clay as an inert ingredient, which may be an irritant). In rats, the thyroid is the organ most affected by imidacloprid (Nakazato 1988).

## 2.4 DELTAMETHRIN

Deltamethrin (Table-2) was first synthesized in 1974. Deltamethrin belongs to the chemical class of pyrethroids, naturally occurring insecticidal compounds that are synthesized from chrysanthemum flowers. Its most common appearance is either as a colorless or slightly beige powder, both of which are odorless (Casida 1973). As a group, pyrethroids are regarded as safer for humans than the other classes of insecticide (Kolaczinski and Curtis 2004).

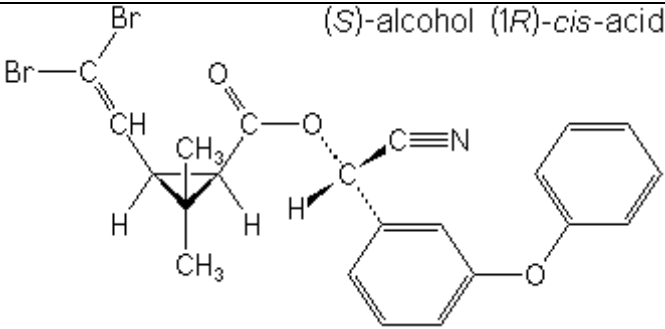
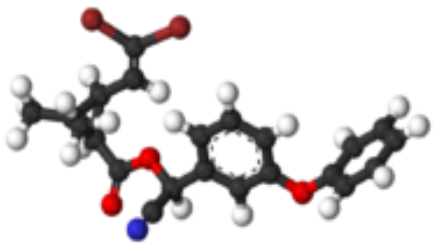
Deltamethrin is widely used in the agricultural sector, as it has high efficacy against a large number of insects. Its low toxicity to humans has made it one of the insecticides of choice in many countries (Aldridge 1990). Deltamethrin acts on the nervous system via its interaction with various channels and receptors, although its primary target is the voltage-dependent sodium channels (Ray and Fry 2006). Its neurotoxicity in adults is well characterized, although information regarding its developmental neurotoxicity is still limited (Shafer *et al* 2005). As a lipophilic compound, deltamethrin is not soluble in water and therefore is highly stable in the physical environment. Deltamethrin can produce a variety of acute health conditions, but these can be prevented with necessary precautions.

### **Toxicity:**

Deltamethrin is considered low in toxicity to birds but highly toxic to several fish species and other aquatic organisms. Testing with earthworms indicates that there was no observable adverse effect at high agronomic application rates but when the concentrations were increased by 5 to 10 times the highest application rate - there was significant toxic effects (Ray and Fry 2006). In laboratory trials Deltamethrin LC50 for fish is C. 0.001 -0.01 mg/l. In normal conditions outdoors it is harmless to honeybees. Aquatic fauna, particularly Crustacea, may be affected, but fishes are not harmed under normal conditions of use. ADI for man is 0.01 mg/kg (Worthing 1987).



**Table 2.** Physical and chemical properties of Deltamethrin

<b>Common name</b>	Deltamethrin (ISO, BSI), formerly Decamethrin
<b>Synonyms</b>	Decamethrin; Decis <sup>(R)</sup> ; K-othrin <sup>(R)</sup> ; NRDC 161; OMS 1998; RU-22974
<b>IUPAC Name</b>	(S)- -cyano-3-pehoxybenzyl(1R)-cis-3-(2,2- dibromovinyl)-2,2-dimethylcyclopropane carboxylate
<b>CA Name</b>	(1R (S*),3 )-cyano(3-phenoxybenzyl) methyl 3- (2,2-dibromovinyl)-2,2-dimethylcyclopropanecarboxylate
<b>Empirical formula</b>	C <sub>22</sub> H <sub>19</sub> Br <sub>2</sub> NO <sub>3</sub>
<b>Structural formula</b>	<p>(S)-alcohol (1R)-cis-acid</p> 
<b>Moller mass</b>	505.2
<b>Melting point</b>	98-101°C
<b>Appearance</b>	Colorless
<b>Physical state</b>	crystalline powder
<b>Odour</b>	it is odourless and non-corrosive
<b>Vapour pressure</b>	At 25°C, 1.9996 x 10 <sup>-9</sup> kPa (1.5 x 10 <sup>-8</sup> mmHg).
<b>Chemical structure</b>	

### Ecotoxicity

Acute oral LD50 for rat	135-5000 mg/kg
Acute oral LD50 For dog	> 300 mg/kg
Acute oral LD50 For duck	> 4640 mg/kg
Honey bees LD50	50 mg/bee

### Characteristics

Deltamethrin is a pyrethroid insecticide exclusive to Roussel Uclaf. Deltamethrin is non-systemic insecticide with contact and stomach action (BCPC 1994) and with good residual activity (Hill 1990). Delta dust (a.i, deltametlirin, 05%) is an odourless and non-staining product. It is the world's only water-proof insecticide dust. It is extremely stable on exposure to air (stable 190°C). Under UV irradiation and in sunlight, a cis-tram isomerisation, splitting of the ester bond and loss of bromine occur. It is more stable in acidic than in alkaline media (BCPC 1994).

### Advantages

Deltamethrin has many advantages over other insecticides. It has low mammalian toxicity. According to Jermannaud and Pochon (1994), deltamethrin is exceptionally potent insecticide which is used at very low application rates against a spectrum of stored-product pests. At the normal application rates required to give at least six months control of most stored-grain insects, the level of residues in processed and baked products will remain well below the limits accepted by national and international regulatory authorities.

Deltamethrin can either be used alone (Guizhong *et al* 1999) or combined with other insecticides (Xianjin *et al* 1999) for the protection of stored cereals. Its characteristics are different from other insecticides already marketed for the protection of grains. It has a residual activity that generally lasts more than a year. Its effect is increased by the use of piperonylbutoxide (PB) whereas organophosphorous compounds used to protect grains often have their activity showed by this synergist. Deltamethrin is not particularly susceptible to temperature variations. It has been noted that pests which have become resistant to organophosphorous insecticides remain susceptible to deltamethrin and that certain Malathion resistant species show an increased susceptibility to deltamethrin (Picollo de Villar *et al* 1987, Duguet *et al* 1990).

## 2.5 FENITROTHION

Fenitrothion was introduced in 1959 by both Sumitomo Chemical Company and Bayer Leverkusen and later by American Cyanamid Company (Worthing 1987, Gallo and Lawryk 1991, Hayes 1982). It is a general use pesticide.

Fenitrothion is a contact insecticide and selective acaricide of low ovicidal properties (Spencer 1981). It belongs to the organophosphate family of insecticides. It is considered as a cholinesterase inhibitor (Kidd and James 1991). Fenitrothion is effective against a wide range of pests, i.e. penetrating, chewing and sucking insect pests on cereals, cotton, orchard fruits, rice, vegetables, and forests. It may also be used against fly, mosquito, and cockroach residual contact spray for farms and public health programs (Worthing 1987, Thomson 1982). Fenitrothion is also effective against household insects and all of the nuisance insects listed by the World Health Organization. Its effectiveness as a vector control agent for malaria is confirmed by the World Health Organization (Worthing 1987). Fenitrothion is non-systemic and non-persistent (Spencer 1981, Hassall 1990, Briggs 1992). Fenitrothion is far less toxic than parathion.

**Trade or other names:** The active ingredient fenitrothion is found in a variety of commercial insecticides. Trade names for products containing fenitrothion include Accothion, Agrothion, Cyfen, Cytel, Dicofen, Fenstan, Folithion, Kaleit, Mep, Metathion, Micromite, Novathion, Nuvanol, Pestroy, Sumanone, Sumithion, and Verthion (Worthing 1987). Fenitrothion comes in dust, emulsifiable concentrate, flowable, fogging concentrate, granules, ULV, oil-based liquid spray, and wettable powder formulations. It is available as a 95% concentrate, 50% emulsifiable concentrate, 40% and 50% wettable powder and 2%, 2.5%, 3% and 5% dusts (Gallo and Lawryk 1991, Hayes 1982). It is compatible with other neutral insecticides (Kidd and James 1991).

**Fate in Humans and Animals:** Fenitrothion is oxidized by mono-oxygenases in animals, insects and plants and is thereby changed to derivatives containing the P=O group, which are more powerful inhibitors of cholinesterase than was the original thiophosphate. After that, further degradation occurs by rupture of a P-O-CH<sub>3</sub> linkage which is more quickly metabolized in the liver than the P-O phenyl linkage rupture occurring with parathion, which could contribute to fenitrothion's low mammalian toxicity (Gallo and Lawryk 1991).

**Table 3.** Physical and chemical properties of Fenitrothion

<b>Appearance</b>	Pure material forms a yellowish brown liquid with an unpleasant odor (Gallo and Lawryk 1991, Hayes, 1982)
<b>Chemical Name</b>	O,O-dimethyl O-4-nitro-m-tolyl phosphorothioate (IUPAC), O,O-dimethyl O-(3-methyl-4-nitrophenyl) phosphorothioate (CA), O,O-dimethyl O-(3-methyl-4-nitrophenyl) thiophosphate (Kidd and James, 1991)
<b>Molecular Weight</b>	277.25 (Gallo and Lawryk 1991, Hayes, 1982)
<b>Solubility</b>	Insoluble in water (Gallo and Lawryk 1991). Readily soluble in common organic solvents, e.g. acetone, alcohol, benzene and chlorinated hydrocarbons (Kidd and James, 1991).
<b>Melting Point</b>	0.3 °C (U.S. Environmental Protection Agency. July 30, 1987)
<b>Vapor Pressure</b>	18 m Pa at 20°C (Worthing, 1987)
<b>Stability &amp; Volatility</b>	Fenitrothion is completely stable for two years if stored at temperatures between 20 and 25 °C. Storage temperature should not exceed 40°C. It is unstable in alkaline media (Gallo and Lawryk 1991, Hayes, 1982). The thermal stability of this compound is low. Volatility 0.09 mg/m <sup>3</sup> (Melnikov, 1971)
<b>Boiling point</b>	244°F (118 °C) at 0.05 mmHg (OHS Database. Occupational Health Services, Inc. 1993).
<b>Molecular structure</b>	

## Ecological effects

**Effects on Birds:** Fenitrothion was found to be highly toxic to upland gamebirds and slightly toxic to waterfowl.

**Effects on Arthropods (Nontarget species):** There is sufficient information to characterize fenitrothion as highly toxic to honeybees (acute toxicity value = 0.383 micrograms/bee) when bees are exposed to direct treatment or to dried residues on foliage (Kidd and James 1991, Thomson 1982, U.S. Environmental Protection Agency, July, 1987). Fenitrothion is considered toxic to spider mites with long residual action (Spencer, 1981). Fenitrothion, applied to host eggs at field rates in the laboratory were found to be highly toxic to *Trichogramma orasiliensis* released on the eggs, causing 84-100% mortality in 24 hours (Elzen 1989). The long-term effects of fenitrothion and phosphamidon were evaluated on predaceous carabid beetles and lycosid spiders one year after treatment of Northwestern Ontario forests at 6 oz/A and 4 oz/A, respectively. The populations of these predators were clearly suppressed in the treated area.

Fenitrothion is a moderately toxic organophosphorus ester insecticide. However, over-exposure from handling during manufacture or use and accidental or intentional ingestion may cause serious poisoning. Despite its high toxicity for non-target arthropods, fenitrothion has been extensively used for pest control with few, or no, adverse effects on populations in the environment.

## 2.6 THIODICARB

Thiodicarb is a carbamate insecticide that acts by inhibiting acetylcholinesterase activity. It was evaluated in 1985 and 1986. Thiodicarb was first registered in the United States in 1984 (USEPA 2009).

In the environment, thiodicarb rapidly degrades to methomyl, which is also registered for use as an insecticide. Thiodicarb degrades within several hours to a few days with the primary degradation mechanisms thought to be biodegradation, hydrolysis, and photolysis (USEPA 1998, Jones *et al* 1989). While thiodicarb does not appear to be very persistent or highly mobile, its metabolite, methomyl, is more persistent, more mobile, and more toxic. Thiodicarb is not expected to have a high potential to contaminate

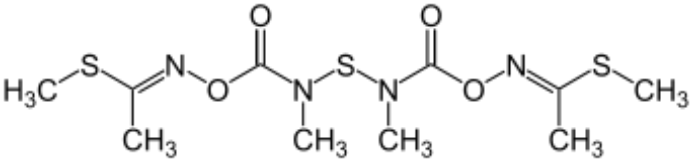
groundwater. However, methomyl has been detected infrequently in groundwater due to its moderate persistence and high mobility (USEPA 1998).

Thiodicarb is not regulated by USEPA in drinking water, but is an unregulated contaminant (USEPA Office of Ground Water and Drinking Water 2008). Thiodicarb is classified as a Group B2 agent, meaning it is a probable human carcinogen (USEPA 1998). It is also a blood toxicant, neurotoxicant and an acetylcholinesterase inhibitor.

Thiodicarb is not registered for residential use. It is registered for application via aerosol dispersal (USEPA 1998). It is primarily used for control of a number of insect pests on cotton, sweet corn, and soybeans, although it is also used to a lesser extent on leafy vegetables, cole crops, and ornamentals. It is also a molluscicide.

There have been no significant changes in the composition of technical-grade thiodicarb over time. The compound is also known as 'Larvin technical' and 'UC51762'.

**Table 4.** Physical and chemical properties of Thiodicarb.

<b>Chemical Name</b>	Thiodicarb
<b>Synonyms</b>	Dicarbaryl, Judge, Larvin, Lepicron, Toro
<b>CAS Number</b>	59669-26-0
<b>Molecular Weight</b>	354.4693
<b>Molecular Formula</b>	C <sub>10</sub> H <sub>18</sub> N <sub>4</sub> O <sub>4</sub> S <sub>3</sub>
<b>Density</b>	1.31g/cm <sup>3</sup>
<b>Melting Point</b>	168-172°C
<b>Boiling point</b>	433.84°C at 760 mmHg
<b>Flashpoint</b>	216.179°C
<b>Structural formula</b>	<div style="text-align: center;"> <p><b>Thiodicarb</b></p>  <p>The chemical structure of Thiodicarb is shown as a central chain of two carbonyl groups connected by a sulfur atom. Each carbonyl group is attached to a nitrogen atom, which is in turn attached to a thiomethyl group (S-CH<sub>3</sub>). The structure is symmetrical and is labeled 'Thiodicarb' above it.</p> </div>

## Biochemical aspects

### Absorption, distribution, and excretion

Thiodicarb, which consists essentially of two methomyl moieties joined through their amino nitrogen by sulfur, is rapidly degraded to S- methyl- N [( methylcarbamoyl ) oxy] thioacetamide (methomyl) in the rat stomach.

Thiodicarb is degraded in the stomach not only to methomyl but also to some other unstable intermediates, including methomyl methylol, methomyl oxime, methomyl sulfoxide, and methomyl sulfoxide oxime, which are subsequently converted to acetonitrile and carbon dioxide and eliminated primarily by respiration and in the urine. Acetonitrile is the only metabolite retained to some extent in body tissues and fluids; a small fraction of the acetonitrile is further degraded to carbon dioxide, acetic acid, and acetamide, which is suspected to be carcinogenic in mice and rats. The ultimate metabolic fate of methomyl in animals depends on its isomeric configuration. In rats, the stable and predominant form is the syn isomer, which is metabolized primarily to carbon dioxide, while partial conversion from the syn isomer to the anti isomer leads primarily to acetonitrile, most of which is respired unchanged.

### Application

Thiodicarb is a high efficient insecticide similar to methomyl, but it has lower toxicity compared with methomyl. Pharmacodynamics is mainly stomach toxicity, with little contact action. It can kill lepidoptera, coleoptera and diptera pests effectively.

Thiodicarb can be used to control cotton bollworm, pink bollworm. It can also be used to prevent pests on cotton, soybeans, corn and other crops and widely used in fruit trees, cotton, vegetables, grain and other plant and disease control.

### Toxicology:

Rats, LD <sub>50</sub> , oral	50–100 mg/kg bw (depending on vehicle)
Rats, LD <sub>50</sub> , intraperitoneal	No data
Mice, LD <sub>50</sub> , oral	75 mg/kg bw

## 2.7 AZADIRACHTIN

Azadirachtin - a component of the neem was first observed in 1959 when it was noticed that neem trees in Africa were undamaged during a plague of locusts (Schmutterer 1990).

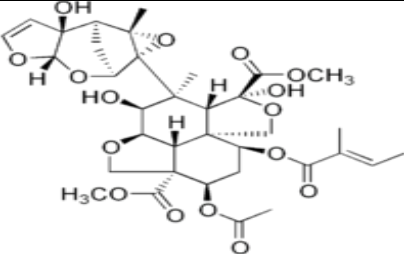
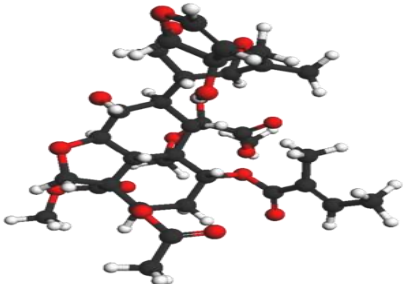
The neem tree (*Azadirachta indica* A. Juss), from the Meliaceae family, has long been recognized for its properties both against insects and in improving human health. The seed consist of a shell and 1-3 kernels which contain azadirachtin and its homologues. Both the bark and leaves also contain biologically active molecules but not high levels of azadirachtin which is found mainly in the seed kernels. Azadirachtin occurs on amounts of some 4-6g/kg seeds depending upon tree ecotype and local environmental conditions. Mature trees may produce some 2 kg of seed per year. The tree is now grown in most tropical and sub-tropical areas of the world for shade, for reforestation programmes and in plantations for the production of compound which have toxic, antifeedant and repellent properties against insects (Mordue (Luntz) and Nisbet 2000).

Neem, an evergreen tree is commonly known as neem or margosa. The name Azadirachta has been derived from Farsi word Azad Dirakht meaning free tree (Ahmed and Grainge 1986) and since long time, the neem has been well known to be free of insect and nematode attacks and plant diseases (Jacobson 1985). Neem tree originated in the Indian Subcontinent (Ansari and Joshi 2004) from where it has been spread to many Asian and African countries (Anon 1983, Srivastava 2001). The trees grow on almost all kinds of soils, including clay, saline and alkaline soil. It also grows in poor dry soil and tolerates heat well, but not excessive cold or frost (Jacobson 1985). It may live for more than 200 years (Ketkar 1976). In Bangladesh, the population of neem trees is approximately half million (Mansour *et al.* 1986) and this is a household tree, widely distributed in the northwest part of the country (Board 2004).

The antifeedant effects of neem on the insect pests are well known. The desert locusts *Schistocerca gregaria* (Forsk.) has an unusually high sensitivity to azadirachtin as an antifeedant, perhaps related to the supposed co-evolutionary origins of both tree and locust in Burma. There have been at least six international conferences on neem to date, the first taking place in Germany in 1980, and there is a vast scientific literature which reveals both the antifeedant effects of neem and the more important physiological effects (as far as crop protection is concerned) (Mordue (Luntz) & Nisbet 2000).



**Table 5.** Physical and chemical properties of Azadirachtin.

<b>ISO common name</b>	Azadirachtin
<b>IUPAC Name</b>	dimethyl (2aR,3S,4S,R,S,7aS,8S,10R,10aS,10bR)- 10-(acetyloxy)- 3,5-dihydroxy- 4-[(1S,2S,6S,8S,9R,11S)- 2-hydroxy-11-methyl- 5,7,10-trioxatetracyclo[6.3.1.0 <sup>2,6</sup> .0 <sup>9,11</sup> ]dodec- 3-en-9-yl]- 4-methyl- 8-[[ <i>(2E)</i> - 2-methylbut- 2-enoyl]oxy]octahydro-1 <i>H</i> -furo[3',4':4,4a]naphtho[1,8- <i>bc</i> ]furan- 5,10a(8 <i>H</i> )-dicarboxylate
<b>Empirical formula</b>	C <sub>35</sub> H <sub>44</sub> O <sub>16</sub>
<b>Structural formula</b>	
<b>Moller mass</b>	720.71 g mol <sup>-1</sup>
<b>Melting point</b>	154-158 c Azadirachtin
<b>Appearance and Odour</b>	Yellow to light brown powder. Strong garlic- sulfur odor
<b>Physical state</b>	Liquid
<b>Molecular structure</b>	

### Chemistry

The active ingredient azadirachtin was isolated from the seeds of *A. indica* by David Morgan (Butterworth and Morgan 1968) and its full structural determination was completed (Bilton *et al* 1987, Turner and Carter 1987). Azadirachtin, a complex tetranortriterpenoid limonoid from the neem seeds, is the main component responsible for both antifeedant and toxic effects on insects. Other limonoid and sulphur-containing compound with repellent, antiseptic, contraceptive, antipyretic and antiparasitic properties are found elsewhere in the tree, e.g. leaves, flowers, bark, roots. Azadirachtin has a complex molecular structure, and as a result the first synthesis was not published for over 22 years after the compound's discovery. The

first total synthesis was completed by Steven Ley in 2007. Both secondary and tertiary hydroxyl groups and tetrahydrofuran ether are present and the molecular structure reveals 16 stereogenic centres, 7 of which are tetrasubstituted. These characteristics explain the great difficulty encountered when trying to produce it by a synthetic approach.

The natural mixtures of azadirachtin in neem insecticides may usefully mitigate against the development of resistance compared to azadirachtin alone (Feng & Isman 1995). Azadirachtin in Neem Oil (50-2250 ppm), in Extracts: Powder (41.77 %) & Formulations (300 to 50000 ppm)

#### **Acute toxicity hazard – Ecotoxicity**

Rat (LD50 oral)	> 5000 mg/kg
Rat (LD50 dermal)	> 2000 mg/kg
Mammalian (LD50)	4,241 mg/kg
Avian (LD50)	816 mg/kg
Honey bee or insect (LD50)	2.5 ug/bee
Fish (LC50)	>4 mg/L
Crustacean (LC50)	11.6 mg/L

Single-dose toxicity testing indicates that azadirachtin is low in toxicity to mammals, moderate in toxicity to birds, fish, and other aquatic organisms, and moderate to high in toxicity to honey bees and other insects.

**Mode of action:**

The overall effects of azadirachtin against insects are given below:

Effects	Target	Mode of action
Primary antifeedancy	Mouthparts & other Chemoreceptor	Deterrent cell stimulation Sugar cell inhibition
Secondary antifeedancy	Gut	Peristalsis inhibition Enzyme production reduced Midgut cells not replaced
Insect Growth Regulation Sterility	Cuticle	Alterations to ecdysteroid and JH titres by blockage of release of morphogenetic peptides leading to moulting defects.
	Reproductive organs	Alterations to ecdysteroid and JH titres leading to reduction in number of viable eggs and live progeny
Cellular processes	Dividing cells	Blockage of cell division post metaphase in meiosis and mitosis.
	Muscles	Loss of muscle tone.
	Cell synthetic machinery	Blockage of digestive enzyme production in gut Inhibition of protein synthesis in various tissues.

(Mordue (Luntz) & Nisbet 2000)

**Azadirachtin in Insect Control**

The complexity of the molecular structure of azadirachtin precluded its synthesis for pesticide use. Extracts of neem seeds containing azadirachtin together with several structurally related molecules have formed the basis of neem usage in insect control (Isman 1997). An approach may also include the production of azadirachtin for insect control by in vitro tissue cultures of neem (Allan *et al* 1994, 1999). It is effective mainly as insect growth regulator and sterilants against a broad spectrum of pest insects.

Crude neem extracts have been used at a local, small-farm level for some time in countries where neem grows indigenously or where plantations have been established. In the major western countries of the world such as the USA and Canada and in Europe few commercial neem insecticides have reached the market place to date.

With the resolution of many of the problems of supply and standardization, the full regulatory approval of neem insecticides by the USA and now in Germany for use on potatoes, apples and tomatoes, much field data is being generated which are establishing neem insecticides as viable alternatives to more conventional approaches, particularly in integrated pest management system. Now that it is realized that disruption of growth and reproduction rather than antifeedancy are the main characteristic of pest control, neem is being used in the field at lower concentrations. The value of low concentrations of neem in pest control has generated research into combined approaches using both neem and beneficial species.

Neem pesticides may also have a useful role to play in resistance management. It has been demonstrated that the effects of neem in reducing levels of detoxification enzymes (due to its blockage of protein synthesis) may make insecticides more effective in resistant strains of insect (Lowery and Smirle 2000). Also, it has been shown in Bt resistant strains of *Leptinotarsa decemlineata* Say, the Colorado potato beetle, that 0.25% Neemix combined with *Bacillus thuringiensis* can act as a resistance breaking compound (Trisyono and Whalon 2000). In this instance depending upon the resistance mechanism, the neem effects may be due also to blockage of enzyme production, or to the reduced midgut cell turnover rate (Nasiruddin and Mordue (Luntz) 1993).

**Advantages:**

1. Broad spectrum of activity. Low use rates.
2. No Known insecticide resistance mechanisms
3. Compatible with many commercial insecticides and fungicides
4. New mode of action with possible multiple sites of attack.
5. Classified as a biological insecticide for registration purposes.
6. Compatible with other biological agents for IPM Programme.
7. Not persistent in the Environment.

8. Minimal impact of Non-target organisms.
9. Formulation flexibility. No re-entry restrictions
10. Supply available from pre-existing infrastructure.
11. Application flexibility - can be sprayed or drenched.
12. Non-phytotoxic formulations available.

### 2.7.1 NIMBECIDINE 0.03%

#### Nimbecidine from Neem

An effective supplement for synthetic pesticides, Nimbecidine has been proved and recognized as an ideal molecule in the Integrated Pest Management (IPM) programme.



(Source: Krishnaiah 1999)

All the goodness of neem in this product is Nimbecidine. It is a totally natural neem-oil based product with Azadirachtin as the labeled active ingredient. Nimbecidine is found to be effective against over 300 species of pests belonging to various orders of insects that infest very many cropping systems. It acts as an insect repellent, antifeedant, insect growth regulator and mating disruptor.

### Chemistry of Nimbicidine

Nimbicidine, the neem-oil-based pesticide contains Azadirachtin as an active ingredient. It also contains many other active compounds like Meliantriol, Salanin, Nimbin, and the like, of which Azadirachtin is the most effective insect growth regulator molecule. The Azadirachtin content in Nimbecidine is not less than 300ppm. Neem based products are photodegradable to varying degrees. When isolated, Azadirachtin is highly photolabile and thermolabile. But Nimbicidine is an improved version of neem extract, which contains ingredients to protect Azadirachtin from photo and thermal degradation, making it highly bio-effective. Nimbicidine is also compatible with other chemical pesticides. So, it can act independently as well as in combination with pesticides.

### Specification of formulation

Colour	Dark brown oil
Consistency	Oily and sticky
Specific gravity (30°C)	0.9087
Refractive index (30°C)	1.4612
PH	4.8
Flash point	+77.7°C

### Contents of Nimbicidine

Azadirachtin	0.03% (300 ppm)
Neem Oil*	90.57%
Emulsifier	5.00%
Stabilizer	0.50%
Solvent and other constituents	3.90% approx. (S.Q.)

## Chapter – 3

### General methodology

#### 3.1 Source of *A. diaperinus*

The insects used in the present experiments were originally collected as adults from the grain shops of the local market and poultries in Rajshahi City, Bangladesh.

##### 3.1.1 Food medium

The beetles were reared on diet containing of wheat flour and brewer's yeast (19:1), the standard food as used for *Tribolium* (Park and Frank 1948). Few slices of fresh potatoes were kept in the foods which were changed every three to five days, to keep the food humid. The wheat flour was sterilized in an oven at 120°C for 6 hours and was allowed to cool down at room temperature, then mixed thoroughly with yeast. Both the flour and yeast before mixing were passed through a 250mm aperture sieves (Plate 10).

##### 3.1.2 Culture of beetles

The culture was maintained in beakers and or plastic jars. About 200 of beetles were placed in 250g of standard food medium in a beaker/jar. A few small slices of potato were kept along with the food for maintaining humidity inside the culture. The mouths of the jars/beakers were covered with a piece of cloth using a rubber band. After a month the stock culture was divided into four to five sub-cultures. The cultures were reared in an incubator at  $30 \pm 1^\circ\text{C}$  without controlling light and humidity. These cultures were examined regularly and only the healthy cultures were kept. Infested culture if any (observed) was readily discarded. Dead individuals were removed from the culture; old slices of potatoes were replaced from time to time by new ones (Plates 11-13).

##### 3.1.3 Collection of eggs

About 50 unsexed adults were isolated in a petridish (6cm diameter) containing standard food medium and potato slices. If adults were kept in food without potato slices they did not oviposit regularly. After 24 hours eggs were collected by sieving the medium through 500 and 250mm aperture sieves (Khan and Selman 1981). Eggs were transferred to glass petridish and incubated at  $30 \pm 1^\circ\text{C}$ .

### 3.1.4 Transfer of larvae to food medium

The newly hatched larvae were collected with a fine camel hair brush. The neonates were transferred to fresh food medium in glass jars or beakers.

### 3.1.5 Determination of larval instars

The larval instars were determined by counting the exuviae (larval skin) deposited in the standard food medium as described by Mondal (1983) in case of *Tribolium castaneum*. Food and temperature have effect on moulting. Edwards and Abraham (1985) observed seven larval instars in *A. diaperinus* whereas Victor and Ogonor (1987) reported more than eight larval instars. In the present study eight larval instars of *A. diaperinus* was confirmed. At 30°C the neonates were hatched 2 to 3 days after egg laying. The 2nd, 3rd, 4th, 5th, 6th, 7th and 8th instars took 4-5, 4-5, 3-5, 3-4, 3-5,4-6 and 4-8 days respectively to moult. The total larval period varied from 25 to 38 days.

### 3.1.6 Determination of sex

The pupae were sexed by examining their exogenital processes under a microscope (Halstead 1963) (Plate 14)

## 3.2 Precaution

All glassware's and sieves used in the experiment were cleaned after every use and sterilized in an oven at 80°C for about six hours (Mondal 1984a). Cultures having any infestation were discarded readily.

## 3.3 Test chemicals

In this investigation four insecticides belonged to the four different chemical groups and one botanical insecticide were used as follow –

Sl	Commercial name	Common name	Chemical family
1	Botanicals	Azadirachtin	Nimbecidine 0.03%
2	Pyrethroid	Deltamethrin	Decis 2.5 EC
3	Neonecotinoid	Imidacloprid	Confidor 70 WG
4	Carbamet	Thiodicarb	Larvin 75 WP
5	Organophosphet	Fenitrothion	Sumithion 50EC



**Solvent:** As a solvent Acetone has been chosen for all insecticides. Only for Imidacloprid (Confididor 70 WP) water has been chosen as solvent, because this insecticide was not soluble in acetone.

Active ingredient (a.i.) of Azadirachtin was used in the experiment.

### 3.4 Statistical analysis

For statistical analysis of the data Microsoft Excel and Minitab (12.1) software packages were used (Minitab 1997)

#### 3.3.1 Probit analysis

The percent mortality was subjected to statistical analysis according to Finny (1947) and Busvine (1971). The dose mortality relationship was expressed as a median lethal dose (LD<sub>50</sub>).

During probit mortality calculation percent mortality of the adult beetles were corrected by using Abbott's (1925) formula.

$$P = \frac{P_o - P_c}{100 - P_c} \times 100$$

P = Corrected mortality %

P<sub>o</sub> = Observed mortality % and

P<sub>c</sub> = Control mortality %

Probit analysis was done according to Busvine (1971) using a software developed in the Department of Agricultural and Environmental Science, University of Newcastle Upon Tyne, United Kingdom, which adapted the traditional calculations to automatic computation. No provisional graph or tables are required. Heterogeneity is tested by a Chi squared test, if the probability is greater than 5% an automatic correction of heterogeneity is introduced. The program also calculates confidence limits for LD<sub>50</sub>. This data is entered into a linear regression program which fits a regression line on to a probit log dose concentration graph. Mortality% and dose concentration can be determined from this graph using the probit transformation table (Busvine, 1980).

The median lethal dose (LD<sub>50</sub>) was calculated by using a Probit analysis program. The LD<sub>50</sub> values of the insecticides are inversely related to the toxicity of the insecticide i.e. higher the LD<sub>50</sub> value lower to toxicity of the insecticide.



**Plate 10:** Food medium and culture of beetles.



**Plate 11:** Insecticides used in the experiments.



**Plate 12:** Culture of beetle in the laboratory.



**Plate 13:** Glasswares used in experiments.



**Plate 14:** Exogenital prolegs of pupae of *A. diaperinus*.

## Chapter – 4

### Toxicity of Insecticides on *A. diaperinus*

#### 4.1 Introduction

Application of protectant insecticides is an integral part of the management of insect pests and has been considered as the most important and powerful tool in controlling insect pests both in the field and storage. Even it has many serious limitations including resistance (Pacheco *et al* 1990, Sartori *et al* 1990), outbreaks of secondary pests, adverse effects on non-target organisms, objectionable pesticide residues, and direct-hazards to the users (Smith 1970), elimination of beneficial insects and the several predators of the pests (Smith and Van den Bosch 1967). Many beetles may survive the insecticide treatment by avoidance of contact with the insecticides due to their repellent actions (Mondal and Khalifa 1990, Mondal 1984 a, c). The repellent effects of different chemical insecticides viz. malathion (Strong *et al.* 1967, Pinniger 1975), pirimphos-methyl (Kamaruzzaman 2000, Mondal 1984 a,b), ficam plus (Mondal and Khalifa 1990), Diazinon (Ali *et al* 1991, Hussain *et al* 1994), nogos (Hussain *et al* 1991a, b), fenitrothion (Pinniger 1975), sumithion (Hussain *et al.* 1991b), bioresmethrin, lindane and DDT (Prickett and Ratcliffe 1977), pyrethrins (Prickett and Ratcliffe 1977, Rajasekaran *et al.* 1996, Khatun and Mondal 2004) and phosphine (Bond and Upitis 1973) have already been reported in *T. castaneum*. Hasnat (2003) reported that both adults and larvae of *T. castaneum* were repelled by the sublethal doses of deltamethrin.

The search for alternative and environmental friendly insecticides has led to the use of botanicals for plant protection (Khalequzzaman and Nahar 2003). Azadirachtin- a botanical pesticide derived from the neem tree is one of the alternative. It is generally less harmful to the environment than other more commonly used pesticides. It is an example of natural chemical defense by plants, affecting feeding primarily through chemoreception (deterrence) and secondarily through toxic effects (Mordue (Luntz) and Blackwell 1993).

Evaluation of Azadirachtin against numerous species of insects pests have demonstrated neem's diverse biological effects viz. repellence (Sahayaraj and Paulraj 2000, Zahoor *et al.* 2002), feeding deterrence (Isman 1993), reduced growth

and abnormal development (Jbilou *et al.* 2006), oviposition deterrence (Lohra *et al.* 2001), reduced egg laying due to sterilizing effect (Sharma 1995 a,b) and also direct toxicity ( Ahmed *et al.* 2001, Khanom 2004, Khalequzzaman and Nahar 2003, 2008). The technical grade of Azadirachtin were used in the previous experiments. The commercial grade of Azadirachtin was used against *Tribolium* by Khatun (2010).

## **4.2 Materials and Methods:**

Two types of experiments were designed to study of the toxicity of these chemicals on *A. diaperinus* viz. (1) firstly, Residual Film Method (RFM) (Busvine 1971) and (2) secondly, the Treated Food Method (TFM).

### **4.2.1 Residual Film Method (RFM)**

The chemicals were diluted in acetone and different doses were made. Using 1 ml pipette, one ml of liquid from each dose was dropped on petridish (6cm diameter) containing filter paper, covering uniformly the whole area of the petridish (Shawir and Mansee 1997, Khalequzzaman and Nahar 2001). They were then kept open for 30 minutes to evaporate the solvent. Ten test insects (larvae/ adults) were introduced inside the petridish and kept in an incubator at 30°C (Plate 15). The mortality was recorded after 24h and 48h and 72h for larvae and adults. Five replicates were used for each test, each replicate consisting of 10 test insects (N=50). Experiments were conducted for 1, 10, 20, 30 and 40 days old larvae and unsexed adults.

The doses were calculated by measuring the actual amount of active ingredient (fig) in one ml of the liquid divided by the total surface area of the petridish. A control batch was maintained in which only acetone was applied. The mortality percentage was corrected using Abbott's formula (Abbott 1925) wherever necessary and observed data was subjected to Probit analysis according to Finney (1971) and Busvine (1971). The LD50 values were expressed as  $\mu\text{g}/\text{cm}^2$  (Khalequzzaman and Nahar 2001).


### **4.2.2 Treated Food Method (TFM)**

The flour media (flour : yeast =19:1 ratio) were treated with the test chemicals dissolved in solvent - the acetone at the desired doses (concentrations) and the medium was thoroughly mixed using an electric blender. The mixed/ treated flour media were allowed to evaporate the solvent for approximately one hour.

Approximately, 1g of treated flour was poured in a petridish (6cm diameter) and spread uniformly over the whole area of the petridish. Ten test insects (larvae/adults) were introduced in the petridish and kept in an incubator at 30°C (Plate 16).

The mortality was recorded after 24h and 48h, 72h for larvae/adults. Five replicates were used for each test, each replicate consisting of 10 test insects (N=50). Experiments were conducted for 1, 10, 20, 30 and 40 days old larvae and adults.

The doses were calculated by measuring the actual amount of active ingredient ( $\mu\text{g}$ ) in one ml of the liquid divided by the amount of flour medium used and expressed in ppm (parts per million). A control batch was maintained in the flour medium in which only acetone was applied. The mortality percentage was corrected and observed data were subjected to statistical analyses as mentioned earlier in RFM method.



**Plate 15:** Prepared doses for Residual Film Method (RFM).



**Plate 16:** Treated Food Method (TFM).

## 4.3 RESULTS AND OBSERVATION

In the present experiment, Fenitrothion (Sumithion 50 EC), Deltamethrin (Desis 2.5 EC), Thiodicarb (Larvin 75WP), Imidacloprid (Confidor 70WP) and Azadirachtin (Nimbicidine 0.03%) were used to evaluate their action on *A. diaperinus*. The toxicity of the insecticides was recorded properly.

### 4.3.1 Toxicity of Azadirachtin (Nimbicidin 0.03%) on *A. diaperinus*

Calculation of log/ Probit regression line for the dose mortality experiment of different doses of Azadirachtin have been estimated in Appendix Table (1-36) and Fig 1 and 5 showed that LD<sub>50</sub> values were increased with ages and decreased with time.

#### A. RFM Test method

##### Effect on Larval ages

The LD<sub>50</sub> values for the 1, 10, 20, 30, and 40 days old larvae were recorded as 4.49, 4.77, 18.14, 22.22 and 25.28µg/cm<sup>2</sup> respectively after 24 hrs exposure.

The LD<sub>50</sub> values were 3.71, 4.01, 9.34, 10.92, and 12.27µg/cm<sup>2</sup> for the same aged larvae respectively after 48 h.

After 72 hours these values were 3.42, 3.76, 7.48, 8.99, and 10.84µg/cm<sup>2</sup> respectively.

##### Effect on adults

The LD<sub>50</sub> values for the adults recorded after 24, 48 and 72 hours were 61.85, 45.83, 34.69µg/cm<sup>2</sup> respectively.

The LD<sub>50</sub> values, 95% confidence limits, regression equation, Chi-squared values are shown in Table 6. Regression lines are shown in Fig. 2-4.

#### B. TFM test

##### Effect on Larval ages

The LD<sub>50</sub> values for 1, 10, 20, 30, and 40 days old larvae were recorded as 81.42, 106.32, 298.57, 315.46 and 340.98ppm respectively after 24 hours.

The values after 48 hours were 59.33, 70.57, 250.35, 270.35, and 290.43ppm respectively.

At the exposure period of 72 hours the values were 29.96, 52.38, 219.29, 260.15, and 256.69ppm respectively.

##### Effect on adults

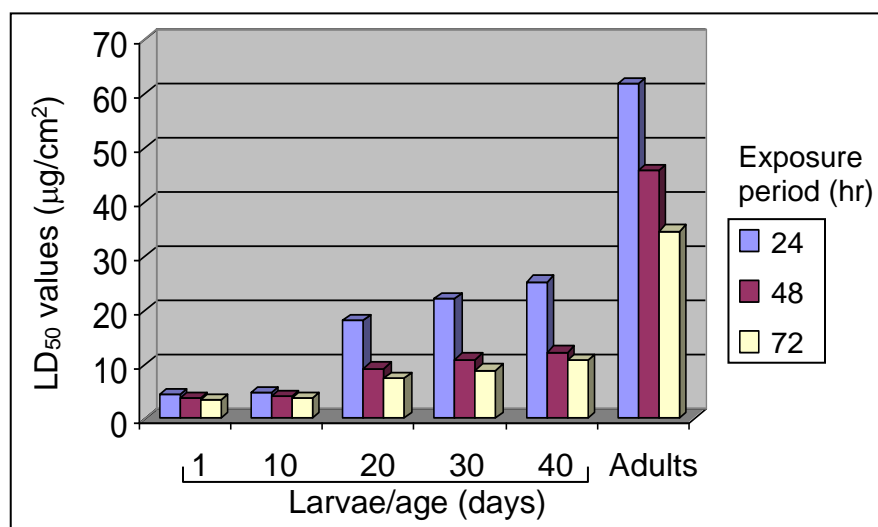
The LD<sub>50</sub> values were found to be 579.83, 488.79, 440.11ppm after 24, 48, and 72 hours respectively.

The LD<sub>50</sub> values along with 95% confidence limits, regression equation, Chi-square values have been estimated in the Table 7 and Regression lines are shown in Fig. 6-8.

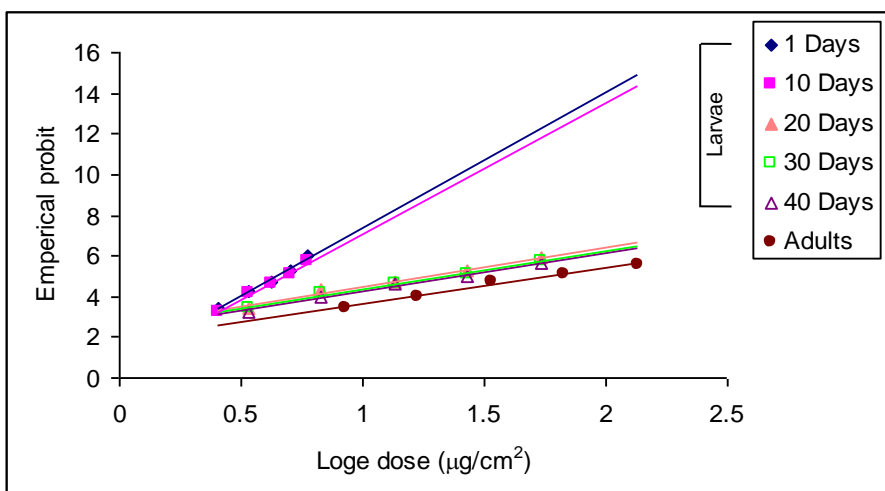


**Table 6:** LD<sub>50</sub> values, 95% confidence limits and regression equations for Azadirachtin against *A. diaperinus* exposed to the treated filter paper for 24, 48 and 72 hrs.

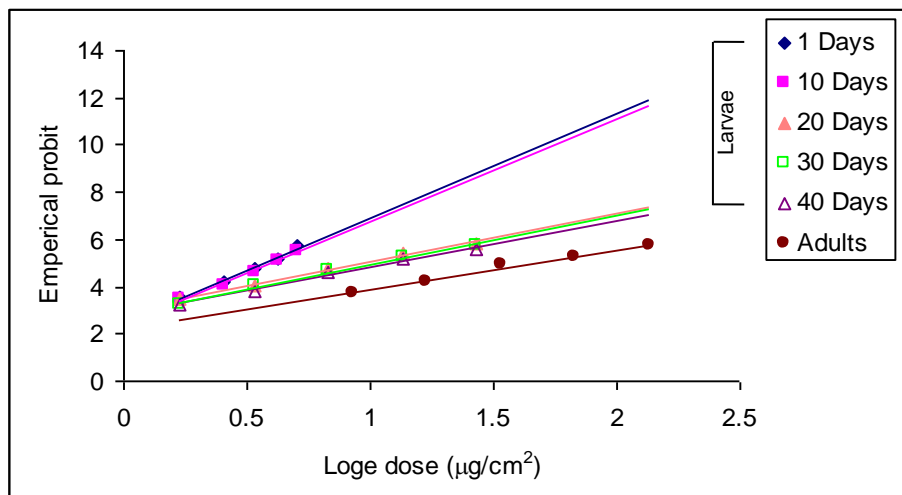
Life stage (Age)	Exposure period (Hours)	LD <sub>50</sub> (µg/cm <sup>2</sup> )	Regression equation	95% confidence limit		Chi-square value (3df)
				Lower (µg/cm <sup>2</sup> )	Upper (µg/cm <sup>2</sup> )	
Larvae (1 day)	24	4.482	Y=.6840587+.62424X	4.213	4.768	0.883
	48	3.708	Y=2.432036+.51139X	3.388	4.058	1.196
	72	3.419	Y=2.693293+4.3201X	3.122	3.744	2.641
Larvae (10 days)	24	4.762	Y=.7141719+6.3231X	4.451	5.094	0.784
	48	4.006	Y=2.352077+4.3926X	3.631	4.420	0.344
	72	3.755	Y=2.482408+4.3806X	3.422	4.122	1.160
Larvae (20 days)	24	18.135	Y=2.633149+1.8806X	14.55	22.59	1.753
	48	9.333	Y=2.99109+2.07091X	7.625	11.42	0.686
	72	7.470	Y=3.081435+2.1968X	6.174	9.037	2.469
Larvae (30 days)	24	22.211	Y=2.538315+1.8281X	17.54	28.06	0.531
	48	10.917	Y=2.980608+1.9452X	8.738	13.64	0.895
	72	8.997	Y=3.032173+2.0624X	7.347	11.01	1.266
Larvae (40 days)	24	25.271	Y=2.423959+1.8365X	19.81	32.23	0.948
	48	12.263	Y=2.87948+1.94792X	9.767	15.39	0.855
	72	10.839	Y=2.99524+1.93695X	8.707	13.49	0.667
Adults	24	61.849	Y= 1.95931+1.69744X	47.82	79.98	0.852
	48	45.824	Y=2.25797+1.65073X	35.93	58.42	1.182
	72	34.699	Y=2.093837+1.8867X	27.17	44.31	0.196



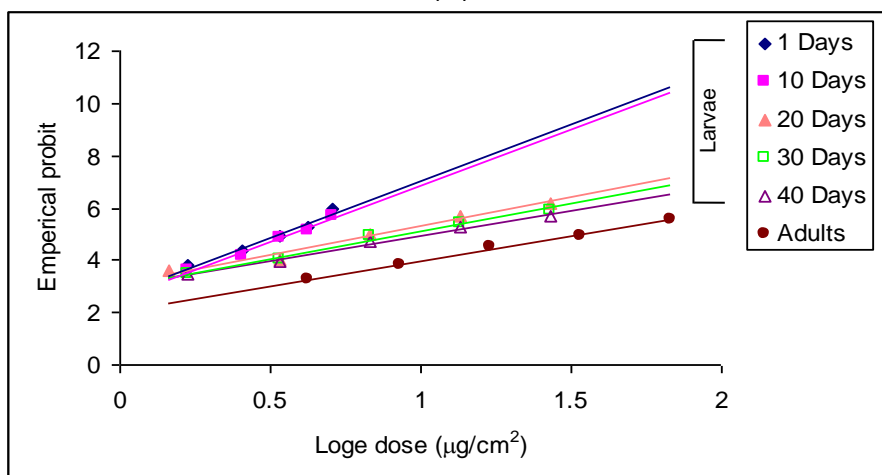
**Fig.1:** LD<sub>50</sub> values of Azadirachtin for both larvae and adults of *A. diaperinus* after 3 different exposure periods in RFM test.



**Fig.2:** Regression lines of Azadirachtin against *A. diaperinus* larvae (different ages) and adults exposed to treated filter paper for 24hrs.



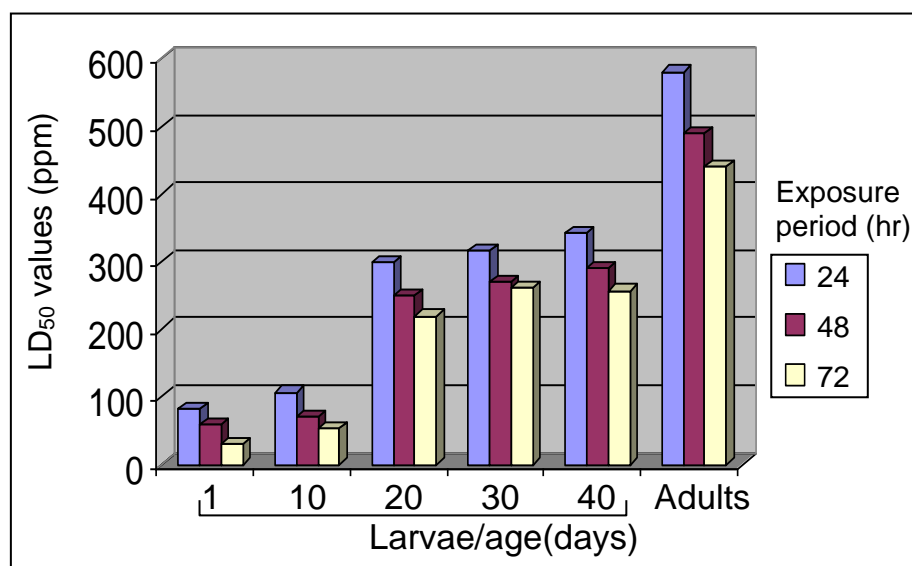
**Fig.3:** Regression lines of Azadirachtin against *A. diaperinus* larvae (different ages) and adults exposed to treated filter paper for 48hrs.



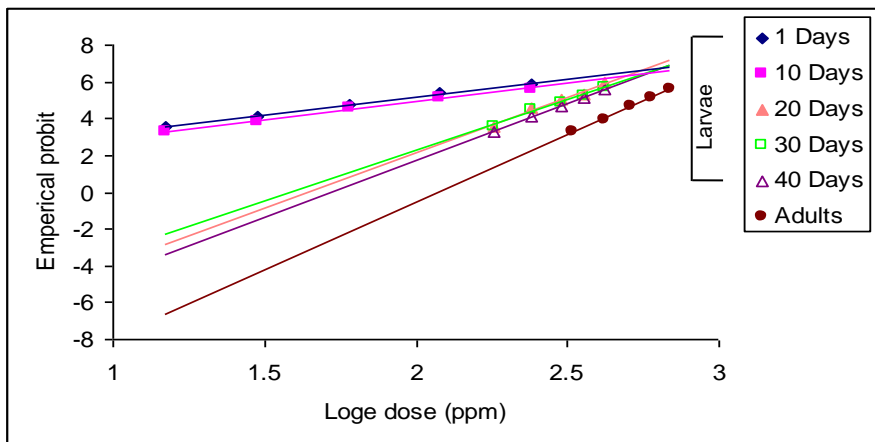
**Fig.4:** Regression lines of Azadirachtin against *A. diaperinus* larvae (different ages) and adults exposed to treated filter paper for 72hrs.

**Table 7:** LD<sub>50</sub> values, 95% confidence limits and regression equations for Azadirachtin against *A. diaperinus* exposed to the treated flour medium for 24, 48 and 72 hrs.

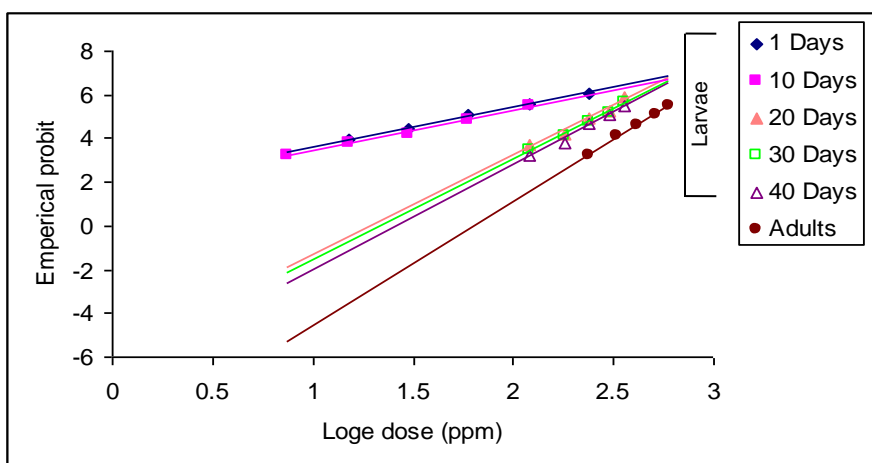
Life stage (Age)	Exposure period (Hours)	LD <sub>50</sub> (ppm)	Regression equation	95% confidence limit		Chi-square value (3df)
				Lower (ppm)	Upper (ppm)	
Larvae (1 day)	24	81.412	Y=1.254356+1.96036X	65.906	100.560	0.284
	48	59.334	Y=1.77451+1.818914X	47.701	73.805	0.110
	72	29.958	Y=2.547667+1.66088X	23.671	37.914	0.468
Larvae (10 days)	24	106.321	Y=.9551957+1.99582X	85.072	132.880	0.566
	48	70.562	Y=1.609281+1.8342X	53.973	92.250	0.316
	72	52.372	Y=2.17689+1.642196X	40.275	68.104	0.281
Larvae (20 days)	24	298.565	Y=-9.01958+5.66439X	278.414	320.173	1.354
	48	250.345	Y=-6.12708+4.63911X	229.687	272.860	2.645
	72	219.293	Y=-5.640165+4.5450X	200.866	239.410	1.225
Larvae (30 days)	24	315.457	Y=-8.18080+5.27455X	292.554	340.153	1.060
	48	270.341	Y=-6.293095+4.6437X	247.186	295.666	0.386
	72	260.145	Y=-3.72626+3.6130X	232.999	290.454	3.458
Larvae (40 days)	24	340.974	Y=-10.11186+5.9666X	317.331	366.378	0.294
	48	290.423	Y=-7.072156+4.9013X	265.320	317.901	0.928
	72	256.691	Y=-6.254833+4.6711X	235.414	279.891	1.704
Adults	24	579.822	Y=-15.19761+7.3092X	546.134	615.589	0.123
	48	488.793	Y=-9.957424+5.562X	451.836	528.772	0.034
	72	440.107	Y=-9.697008+5.5595X	409.503	472.998	0.283



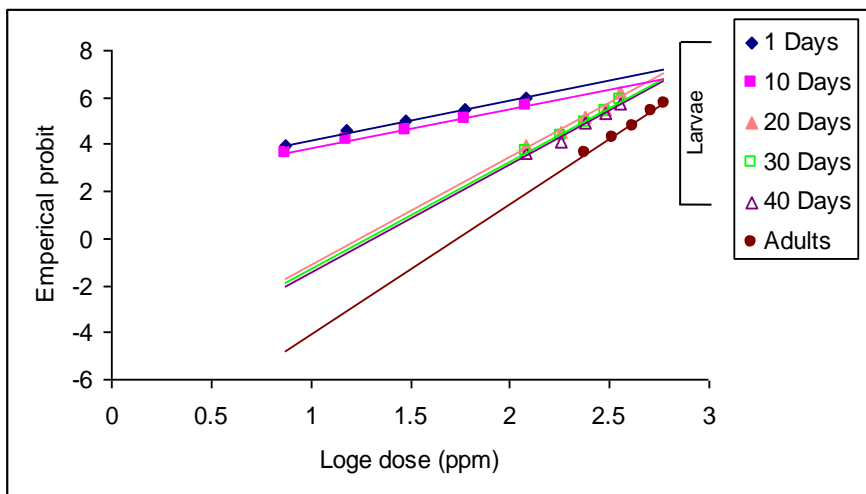
**Fig.5:** LD<sub>50</sub> values of Azadirachtin for both larvae and adults of *A. diaperinus* after 3 different exposure periods in TFM test.



**Fig.6:** Regression lines of Azadirachtin against *A. diaperinus* larvae (different ages) and adults exposed to treated flour medium for 24 hours.



**Fig.7:** Regression lines of Azadirachtin against *A. diaperinus* larvae (different ages) and adults exposed to treated flour medium for 48 hours.



**Fig.8:** Regression lines of Azadirachtin against *A. diaperinus* larvae (different ages) and adults exposed to treated flour medium for 72 hours.

### 4.3.2 Toxicity of Deltamethrin (Decis 2.5EC) on *A. diaperinus*

Calculation of log/ Probit regression line for the dose mortality experiment of different doses of Deltamethrin have been estimated in Appendix Table (37-72) and Fig 9 and 13 showed that LD<sub>50</sub> values were increased with ages and decreased with time.

#### A. RFM test Method

##### Effect on Larval ages

The LD<sub>50</sub> values for the 1, 10, 20, 30, and 40 days old larvae were recorded as 3.05, 25.44, 142.94, 225.84, 361.78 µg/cm<sup>2</sup> respectively at the exposure period of 24 hrs.

At the exposure period of 48 hours the LD<sub>50</sub> values were 1.95, 14.37, 129.57, 196.77, and 340.81µg/cm<sup>2</sup> for the 1, 10, 20, 30, and 40 days old larvae respectively.

After 72 hours exposure the LD<sub>50</sub> values were recorded as 1.59, 11.96, 112.01, 180.75, and 327.13µg/cm<sup>2</sup> for the 1, 10, 20, 30, and 40 days old larvae respectively.

##### Effect on adults

The LD<sub>50</sub> values for the adults were recorded as 1229.48, 973.17, 854.11 µg/cm<sup>2</sup> after the exposure periods of 24, 48 and 72 hrs respectively.

The LD<sub>50</sub> values along with 95% confidence limits, regression equations, Chi-square values are shown in Table. 8 and regression lines are shown in Fig. 10-12.

#### B. TFM test

##### Effect on Larval ages

The LD<sub>50</sub> values for 1, 10, 20, 30, and 40 days old larvae were recorded as 168.90, 226.43, 956.95, 1027.41, and 1095.91ppm respectively after 24 hours.

After 48 hours the values were 71.21, 96.87, 752.58, 799.66, and 856.59ppm respectively.

When the exposure period was 72 hours then these values were 48.73, 61.11, 690.93, 729.67, and 778.62ppm respectively.

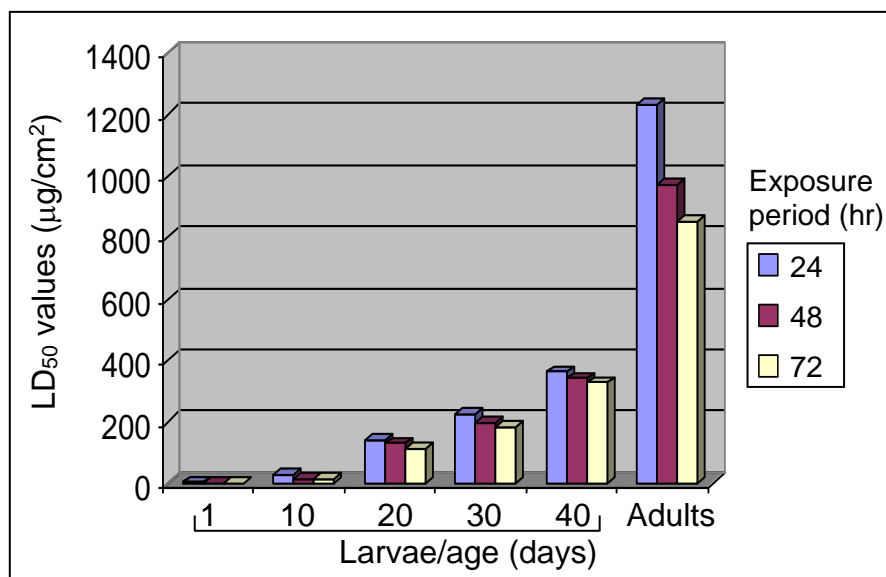
##### Effect on adults

Food was treated with different doses of Deltamethrin, and adults were reared on the treated food. The LD<sub>50</sub> values were observed as 2044.41, 1502.81, 1243.20ppm after 24, 48, and 72 hours respectively.

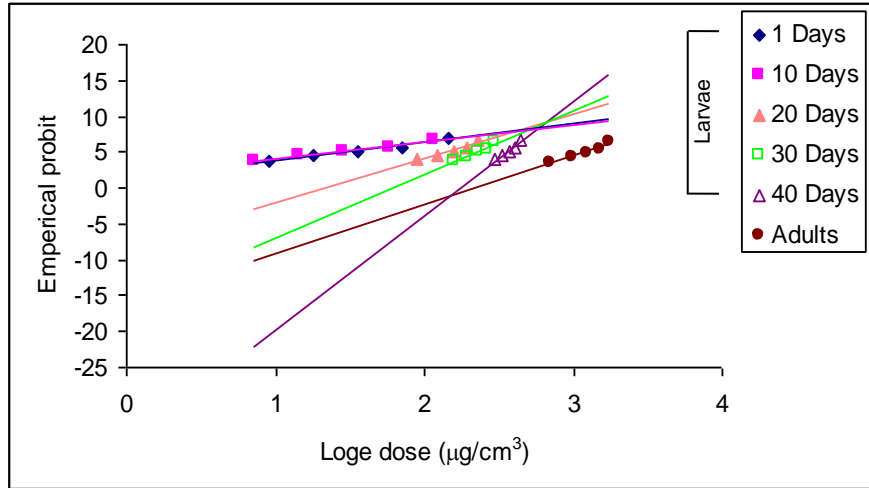
The LD<sub>50</sub> values along with 95% confidence limits, regression equations, Chi-square values are shown in the Table. 9 and Regression lines are shown in Fig. 14-16.

**Table 8:** LD<sub>50</sub> values, 95% confidence limits and regression equations for Deltamethrin against *A. diaperinus* exposed to the treated filter paper for 24, 48 and 72 hrs.

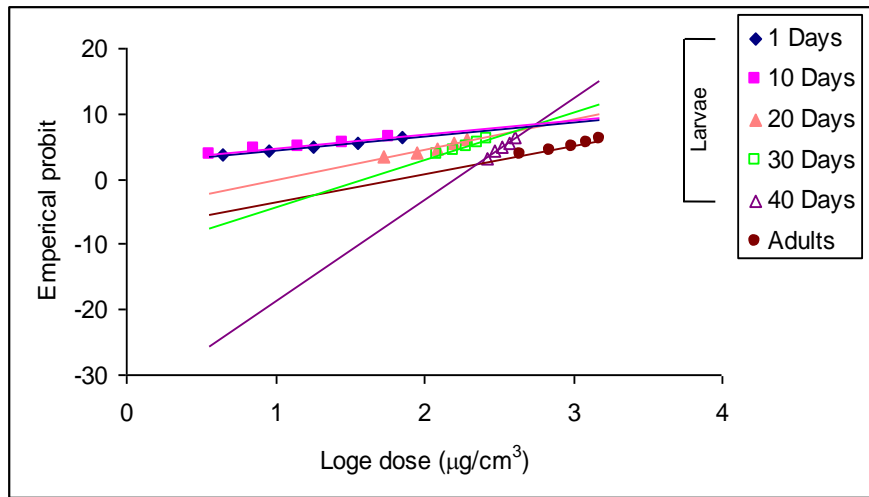
Life stage (Age)	Exposure period (Hours)	LD <sub>50</sub> (µg/cm <sup>2</sup> )	Regression equation	95% confidence limit		Chi-square value (3df)
				Lower (µg/cm <sup>2</sup> )	Upper (µg/cm <sup>2</sup> )	
Larvae (1 day)	24	3.041	Y=1.631496+2.27125X	2.530	3.655	2.525
	48	1.943	Y=2.288426+2.10441X	1.596	2.364	0.289
	72	1.598	Y=2.386624+2.17093X	1.317	1.939	0.595
Larvae (10 days)	24	25.431	Y=1.851606+2.24028X	21.102	30.645	2.314
	48	14.369	Y=2.668379+2.01445X	11.727	17.607	1.549
	72	11.961	Y=2.704438+2.12999X	9.861	14.504	2.032
Larvae (20 days)	24	142.938	Y=-7.38852+5.74834X	133.116	153.484	5.346
	48	129.556	Y=-5.003373+4.73541X	118.743	141.353	3.836
	72	112.009	Y=-4.227171+4.50269X	96.411	130.131	8.103
Larvae (30 days)	24	225.830	Y=-15.18247+8.57448X	215.341	236.831	3.516
	48	196.765	Y=-11.54664+7.21316X	186.026	208.124	1.389
	72	180.749	Y=-11.27852+7.21221X	170.775	191.305	2.667
Larvae (40 days)	24	361.776	Y=-33.00723+14.8556X	351.924	371.903	2.932
	48	340.805	Y=-31.88683+14.565X	331.022	350.878	1.812
	72	327.121	Y=-29.38725+13.6744X	317.376	337.166	2.068
Adults	24	1229.48	Y=-15.06803+6.49508X	1154.28	1309.58	5.156
	48	973.162	Y=-7.902562+4.31785X	887.377	1067.24	0.839
	72	854.103	Y=-7.87462+4.3918X	777.967	937.690	3.401



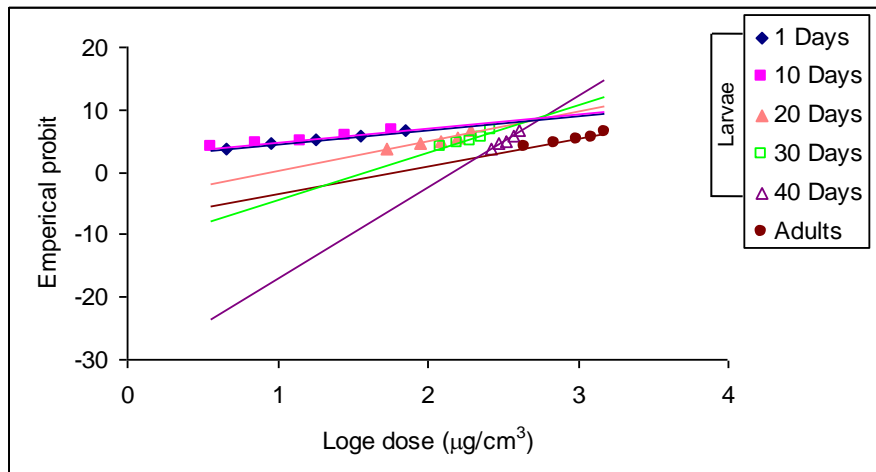
**Fig.9:** LD<sub>50</sub> values of Deltamethrin for both larvae and adults of *A. diaperinus* after 3 different exposure periods in RFM test.



**Fig.10:** Regression lines of Deltamethrin against *A. diaperinus* larvae (different ages) and adults exposed to treated filter paper for 24 hours.



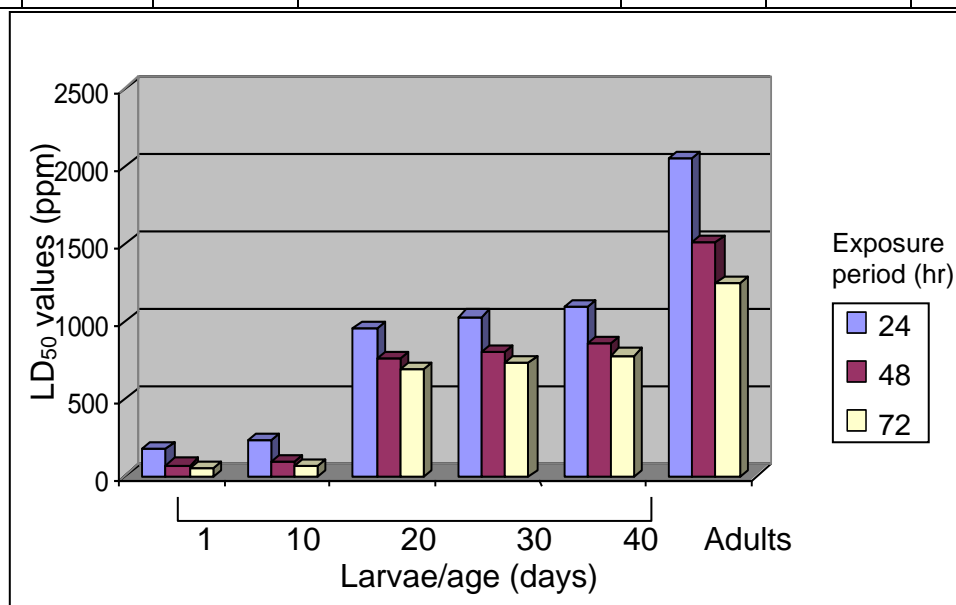
**Fig.11:** Regression lines of Deltamethrin against *A. diaperinus* larvae (different ages) and adults exposed to treated filter paper for 48 hours.



**Fig.12** Regression lines of Deltamethrin against *A. diaperinus* larvae (different ages) and adults exposed to treated filter paper for 72 hours.

**Table 9:** LD<sub>50</sub> values, 95% confidence limits and regression equations for Deltamethrin against *A. diaperinus* exposed to the treated flour medium for 24, 48 and 72 hrs.

Life stage (Age)	Exposure period (Hours)	LD <sub>50</sub> (ppm)	Regression equation	95% confidence limit		Chi-square value (3df)
				Lower (ppm)	Upper (ppm)	
Larvae (1 day)	24	168.901	$Y=1.046537+1.77472X$	134.234	212.534	2.078
	48	71.207	$Y=2.206673+1.50784X$	54.265	93.438	3.034
	72	48.727	$Y=2.482739+1.49146X$	36.952	64.255	4.289
Larvae (10 days)	24	226.421	$Y=.5829625+1.87566X$	180.981	283.269	1.119
	48	96.863	$Y=1.894867+1.56338X$	74.001	126.788	3.399
	72	61.101	$Y=2.306036+1.50833X$	46.645	80.036	3.856
Larvae (20 days)	24	956.946	$Y=-14.62587+6.5839X$	899.531	1018.03	5.144
	48	752.573	$Y=-8.408714+4.6613X$	690.583	820.128	3.797
	72	690.922	$Y=-9.194282+4.9989X$	600.201	795.357	8.313
Larvae (30 days)	24	1027.42	$Y=-16.33951+7.0854X$	969.601	1088.67	3.029
	48	799.650	$Y=-8.929312+4.7984X$	735.711	869.145	1.916
	72	729.662	$Y=-10.17187+5.2990X$	675.014	788.734	7.680
Larvae (40 days)	24	1095.91	$Y=-16.94525+7.2193X$	1033.89	1161.74	0.482
	48	856.594	$Y=-10.45696+5.2704X$	792.737	925.595	1.456
	72	778.612	$Y=-9.342322+4.9604X$	718.312	843.975	4.011
Adults	24	2044.42	$Y=-13.06815+5.4577X$	1896.44	2203.95	4.369
	48	1502.82	$Y=-5.953027+3.4477X$	1337.71	1688.31	5.497
	72	1243.21	$Y=-5.308184+3.3310X$	1099.59	1405.58	7.628



**Fig.13:** LD<sub>50</sub> values of Deltamethrin for both larvae and adults of *A. diaperinus* after 3 different exposure periods in TFM test.



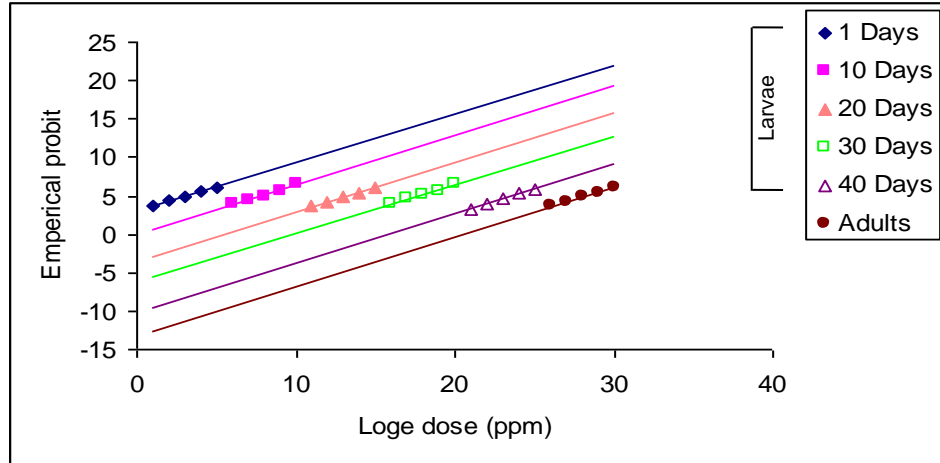


Fig.14: Regression lines of Azadirachtin against *A. diaperinus* larvae (different ages) and adults exposed to treated flour medium for 24 hours.

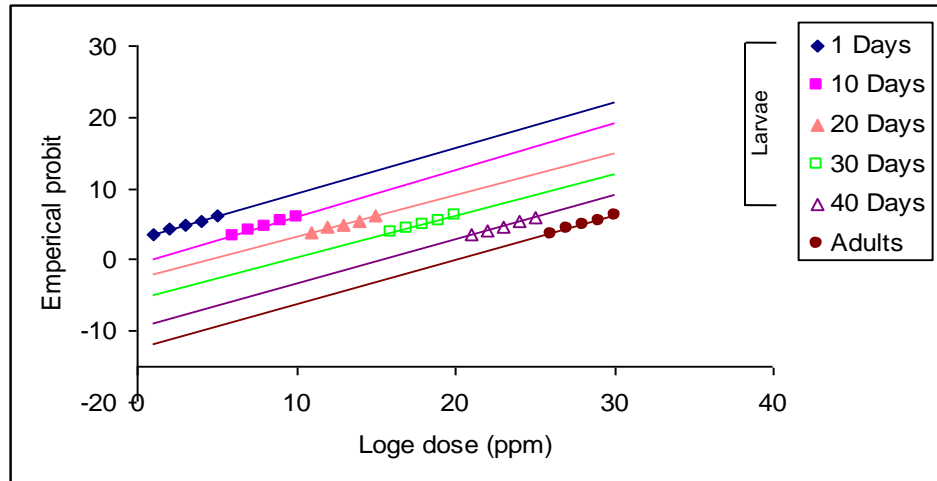


Fig.15: Regression lines of Azadirachtin against *A. diaperinus* larvae (different ages) and adults exposed to treated flour medium for 48 hours.

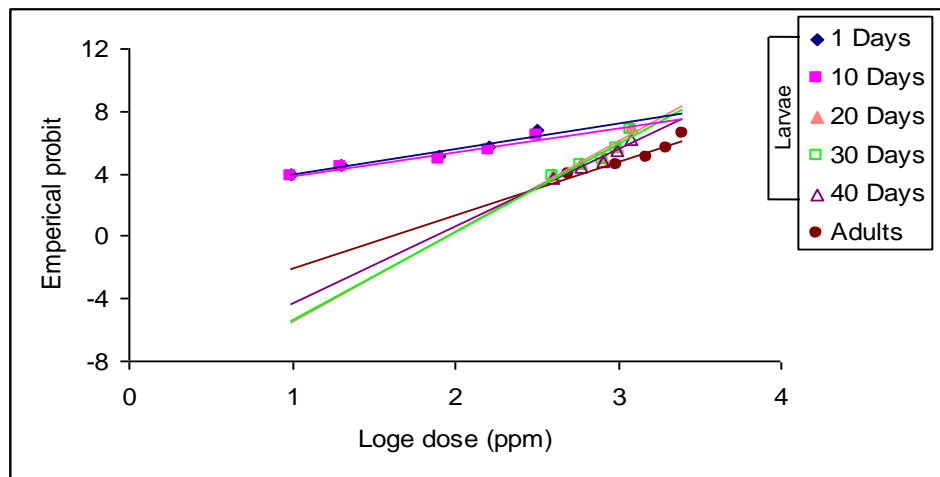


Fig.16: Regression lines of Azadirachtin against *A. diaperinus* larvae (different ages) and adults exposed to treated flour medium for 72 hours.

### 4.3.3 Toxicity of Imidacloprid (Confidor 70WP) on *A. diaperinus*

Calculation of log/ Probit regression line for the dose mortality experiment of different doses of Imidacloprid have been estimated in Appendix Table (89-124) and Fig 17 and 21 showed that LD<sub>50</sub> values were increased with ages and decreased with time.

#### A. RFM test Method

##### Effect on Larval ages

The LD<sub>50</sub> values for the 1, 10, 20, 30, and 40 days old larvae were recorded as 19.62, 34.16, 78.45, 188.89 and 215.48 µg/cm<sup>2</sup> respectively for the exposure period of 24 hrs.

After 48 hours exposure the LD<sub>50</sub> values were 12.59, 19.39, 59.22, 108.19, and 141.96 µg/cm<sup>2</sup> for the 1, 10, 20, 30, and 40 days old larvae respectively.

At 72 hours exposure the values were recorded as 10.32, 16.06, 43.43, 79.35, and 109.14 µg/cm<sup>2</sup> for the 1, 10, 20, 30, and 40 days old larvae respectively.

##### Effect on adults

The LD<sub>50</sub> values for the adults were recorded as 3082.8, 2490.8, 2215.1 µg/cm<sup>2</sup> after 24, 48 and 72 hrs respectively.

The LD<sub>50</sub> values along with 95% confidence limits, regression equations, Chi-square values are shown in the Table. 10. Regression lines are shown in Fig. 18-20.

#### B. TFM test/ Method

##### Effect on Larval ages

The LD<sub>50</sub> values for 1, 10, 20, 30, and 40 days old larvae were recorded as 22.39, 57.97, 107.13, 242.79, and 307.99 ppm respectively for 24 hours, and after 48 hours these were 22.21, 56.33, 58.73, 114.25, and 273.74ppm respectively. When the exposure period was 72 hours the LD<sub>50</sub> values were 8.29, 20.02, 47.32, 90.95, and 108.75ppm respectively.

##### Effects on adults

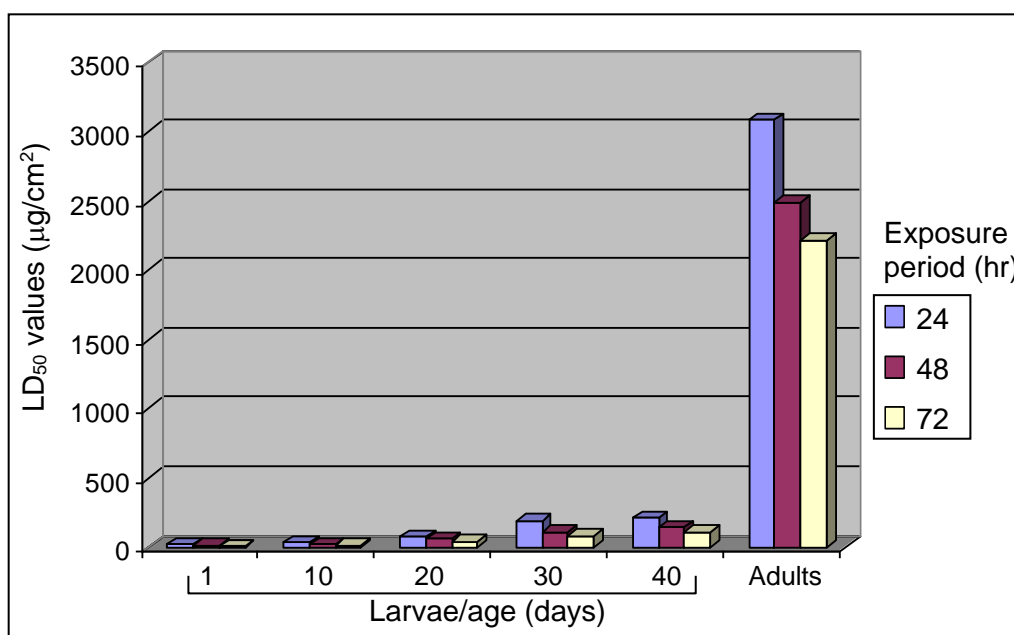
Food was treated with different doses of Imidacloprid, and adults were reared on the treated food.

The LD<sub>50</sub> values were found as 359.46, 304.02, 221.97ppm for 24, 48, and 72 hours exposure period respectively.

The LD<sub>50</sub> values along with 95% confidence limits, regression equation, Chi-square values are shown in the Table- 11 and Regression lines are shown in Fig. 22-24.

**Table 10:** LD<sub>50</sub> values, 95% confidence limits and regression equations for Imidacloprid against *A. diaperinus* exposed to the treated filter paper for 24, 48 and 72 hrs.

Life stage (Age)	Exposure period (Hours)	LD <sub>50</sub> (µg/cm <sup>2</sup> )	Regression equation	95% confidence limit		Chi-square value (3df)
				Lower (µg/cm <sup>2</sup> )	Upper (µg/cm <sup>2</sup> )	
Larvae (1 day)	24	19.616	Y=2.062727+2.2723X	16.321	23.575	2.523
	48	12.593	Y=2.682528+2.1065X	10.351	15.321	0.291
	72	10.317	Y=2.797208+2.1732X	8.505	12.515	0.591
Larvae (10 days)	24	34.154	Y=1.564603+2.2403X	28.341	41.158	2.315
	48	19.382	Y=2.407217+2.0139X	15.817	23.751	1.547
	72	16.059	Y=2.432563+2.1293X	13.241	19.477	2.033
Larvae (20 days)	24	78.445	Y=1.160968+2.02633X	64.135	95.947	1.831
	48	59.216	Y=1.122405+2.18771X	48.845	71.789	0.470
	72	43.422	Y=1.422481+2.18445X	35.901	52.520	2.159
Larvae (30 days)	24	188.88	Y=.5605683+1.95038X	153.133	232.973	1.417
	48	108.19	Y=1.099379+1.91751X	87.524	133.749	0.916
	72	79.343	Y=1.151554+2.02601X	64.828	97.108	1.520
Larvae (40 days)	24	215.48	Y=.1600556+2.07418X	176.606	262.931	1.787
	48	141.96	Y=.1498766+2.25358X	118.023	170.765	2.038
	72	109.14	Y=.5841641+2.16673X	89.998	132.371	2.120
Adults	24	3082.8	Y=-19.48316+7.01733X	2907.91	3268.31	4.880
	48	2490.8	Y=-11.27969+4.79329X	2292.15	2706.74	0.652
	72	2215.1	Y=-11.3863+4.8982X	2037.16	2408.42	2.923



**Fig.17:** LD<sub>50</sub> values of Imidacloprid for both larvae and adults of *A. diaperinus* after 3 different exposure periods in RFM test.

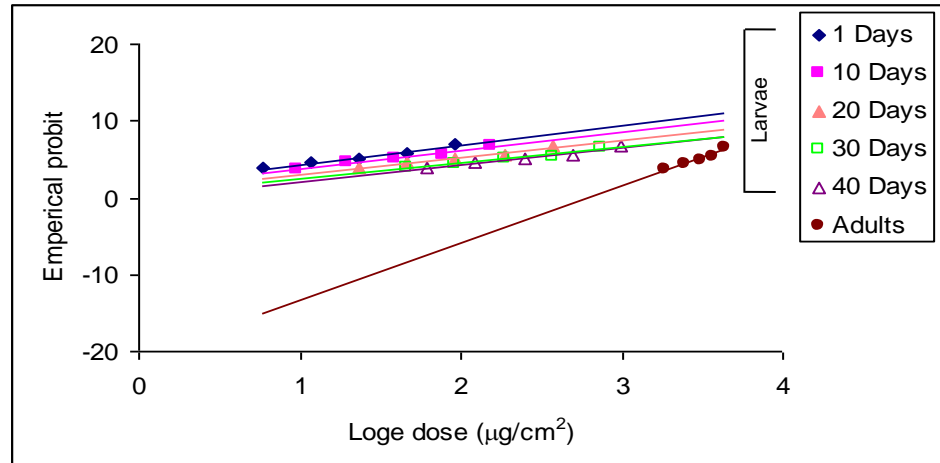


Fig.18: Regression lines of Imidacloprid against *A. diaperinus* larvae (different ages) and adults exposed to treated filter paper for 24 hours.

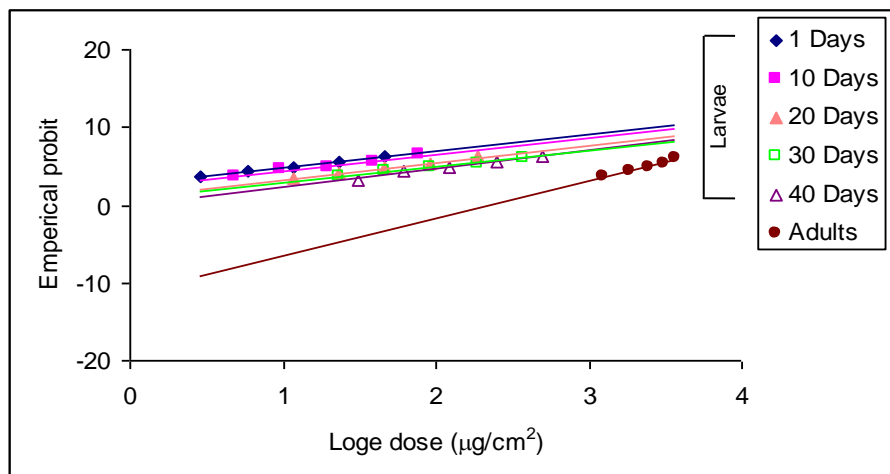


Fig.19: Regression lines of Imidacloprid against *A. diaperinus* larvae (different ages) and adults exposed to treated filter paper for 48 hours.

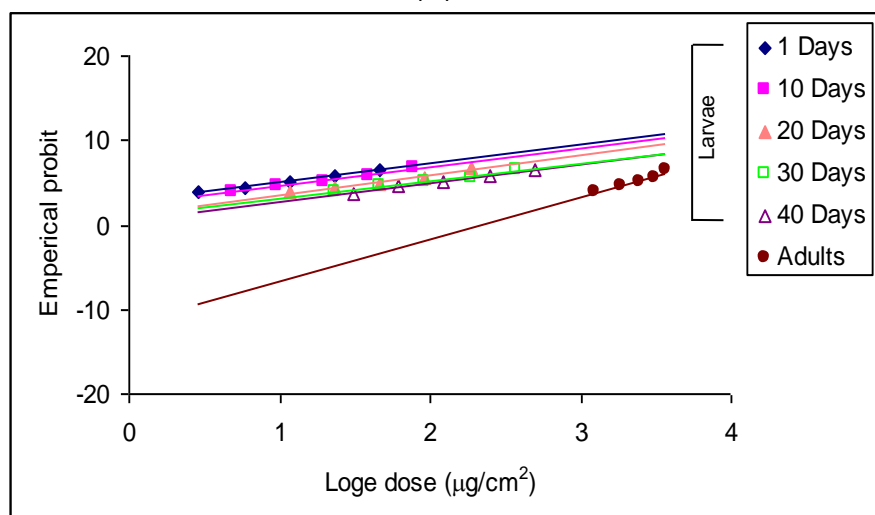
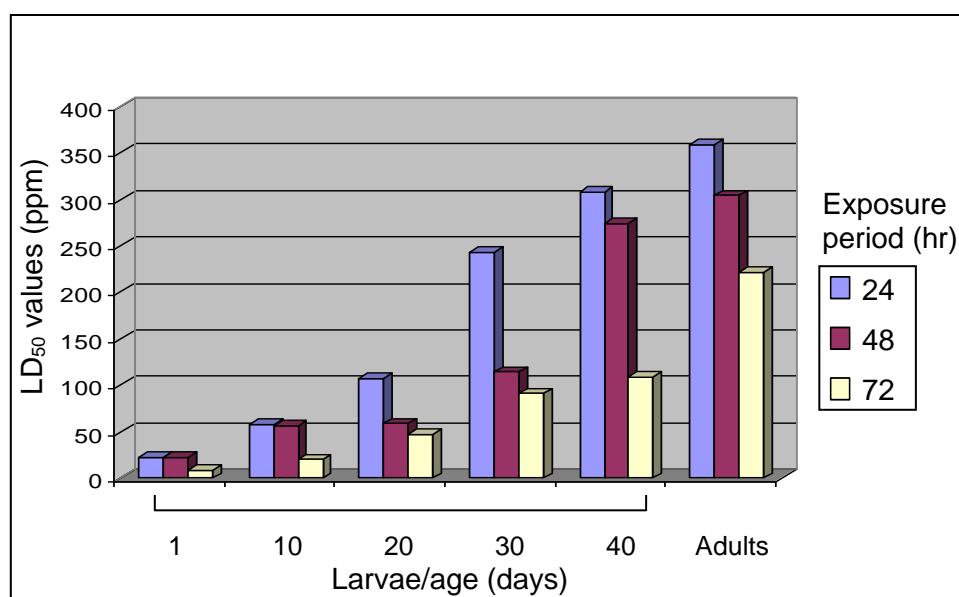


Fig.20: Regression lines of Imidacloprid against *A. diaperinus* larvae (different ages) and adults exposed to treated filter paper for 72 hours.

**Table 11:** LD<sub>50</sub> values, 95% confidence limits and regression equations for Imidacloprid against *A. diaperinus* exposed to the treated flour medium for 24, 48 and 72 hrs.

Life stage (Age)	Exposure period (Hours)	LD <sub>50</sub> (ppm)	Regression equation	95% confidence limit		Chi-square value (3df)
				Lower (ppm)	Upper (ppm)	
Larvae (1 day)	24	22.381	Y=2.116288+2.13625X	18.466	27.126	0.241
	48	22.203	Y=2.205209+2.07571X	18.223	27.052	0.234
	72	8.287	Y=3.05077+2.122316X	6.828	10.058	1.722
Larvae (10 days)	24	57.966	Y=1.152119+2.18236X	47.662	70.496	0.133
	48	56.322	Y=1.292341+2.11784X	46.036	68.905	0.559
	72	20.019	Y=2.389318+2.00598X	16.323	24.551	0.617
Larvae (20 days)	24	107.127	Y=.333674+2.298793X	79.704	143.987	8.441
	48	58.728	Y=1.649389+1.89423X	47.502	72.606	0.598
	72	47.311	Y=1.423841+2.13506X	38.919	57.5130	3.701
Larvae (30 days)	24	242.786	Y=-7.6571E-2+2.1283X	199.687	295.186	0.270
	48	114.248	Y=1.08814+1.900941X	92.485	141.132	8.81-02
	72	90.948	Y=.816376+2.135817X	75.048	110.216	2.876
Larvae (40 days)	24	307.984	Y=-.163981+2.07511X	250.688	378.377	0.304
	48	273.730	Y=4.4304E-2+2.0332X	223.065	335.902	0.151
	72	108.749	Y=1.035259+1.946911X	88.329	133.889	1.337
Adults	24	359.452	Y=-1.002059+2.34855X	302.307	427.399	1.963
	48	304.017	Y=6.2149E-02+1.9887X	247.615	373.266	0.969
	72	221.968	Y=.3313422+1.989803X	180.686	272.683	1.252



**Fig.21:** LD<sub>50</sub> values of Imidacloprid for both larvae and adults of *A. diaperinus* after 3 different exposure periods in TFM test.

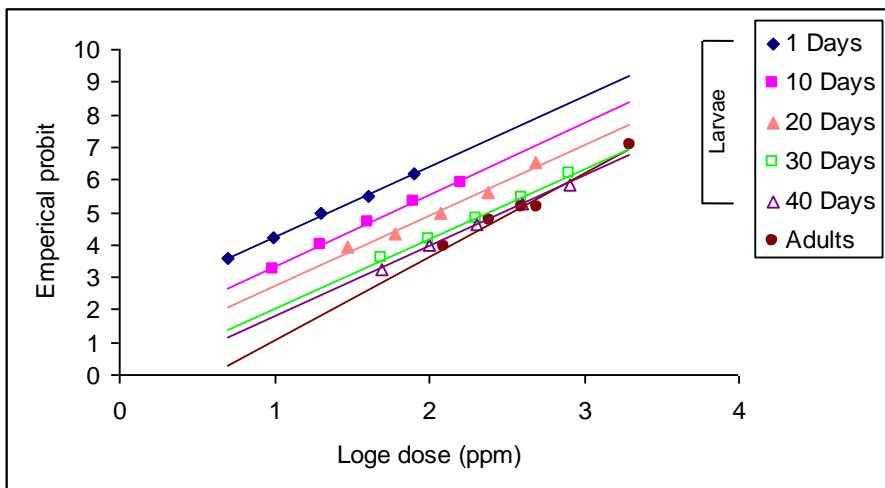


Fig.22: Regression lines of Imidacloprid against *A. diaperinus* larvae (different ages) and adults exposed to treated flour medium for 24 hours.

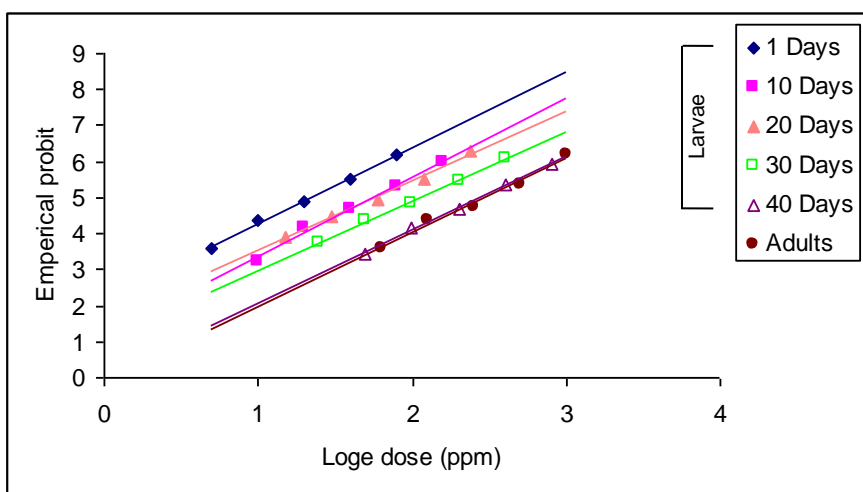


Fig.23: Regression lines of Imidacloprid against *A. diaperinus* larvae (different ages) and adults exposed to treated flour medium for 48 hours.

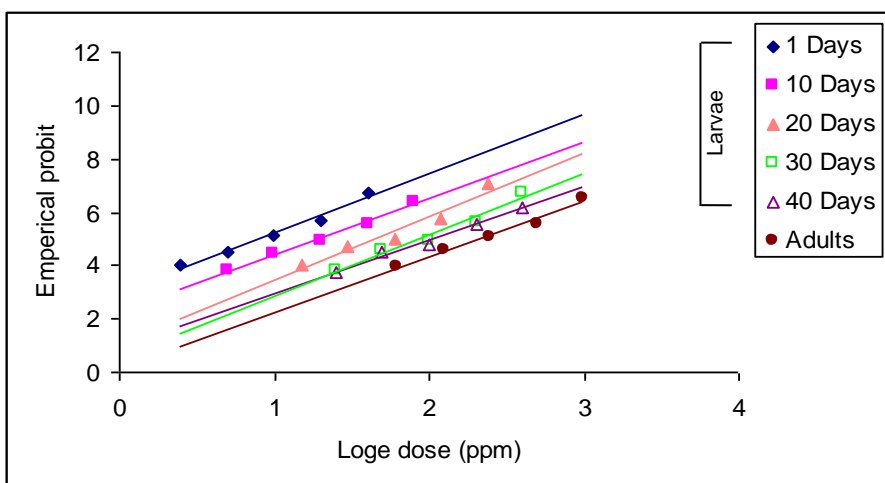


Fig.24: Regression lines of Imidacloprid against *A. diaperinus* larvae (different ages) and adults exposed to treated flour medium for 72 hours.

#### 4.3.4 Toxicity of Thiodicarb (Larvin 75WP) on *A. diaperinus*

Calculation of log/ Probit regression line for the dose mortality experiment of different doses of Thiodicarb have been estimated in Appendix Table (141-176) and Fig 25 and 29 showed that LD<sub>50</sub> values were increased with ages and decreased with time.

##### A. RFM test

###### Effect on Larval ages

The LD<sub>50</sub> values for the 1, 10, 20, 30, and 40 days old larvae were recorded as 4.43, 34.13, 57.32, 83.52 and 78.47µg/cm<sup>2</sup> respectively, after 24 hrs exposure.

When the exposure period was 48 hours the LD<sub>50</sub> values were 2.83, 25.92, 48.75, 42.26, and 64.84µg/cm<sup>2</sup> for the 1, 10, 20, 30, and 40 days old larvae respectively.

After 72 hours the values were 2.07, 16.76, 34.11, 29.54, and 45.64µg/cm<sup>2</sup> for the 1, 10, 20, 30, and 40 days old larvae respectively.

###### Effect on adults

The LD<sub>50</sub> values for the adults were recorded as 376.31, 240.43, 134.34µg/cm<sup>2</sup> after the exposure period of 24, 48 and 72 hours respectively.

95% confidence limits, regression equations, Chi-squared values are shown in the Table 12 and regression lines are shown in Fig. 26-28.

##### B. TFM test/ Method

###### Effect on Larval ages

The LD<sub>50</sub> values for 1, 10, 20, 30, and 40 days old larvae were recorded as 14.62, 23.19, 23.15, 29.14, and 49.28ppm respectively, after 24 hours.

After 48 hours the values were 7.21, 11.27, 11.75, 13.72, and 21.81ppm respectively.

When the exposure period was 72 hours the LD<sub>50</sub> values were 4.98, 8.01, 9.45, 10.92, and 17.68ppm respectively.

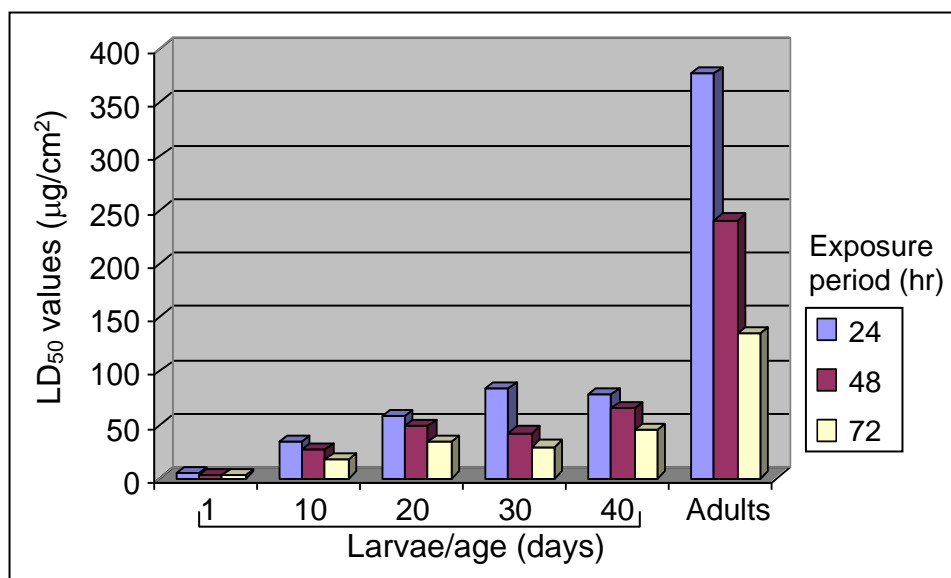
###### Effect on adults

Food treated with different concentration of Thiodicarb, and adult insects reared in food. The LD<sub>50</sub> values were recorded as 194.23, 97.29, 53.31ppm after 24, 48, and 72 hours respectively.

The LD<sub>50</sub> value along with 95% confidence limits, regression equation, Chi-square values are shown in the Table 13. Regression lines are shown in Fig.30-32.

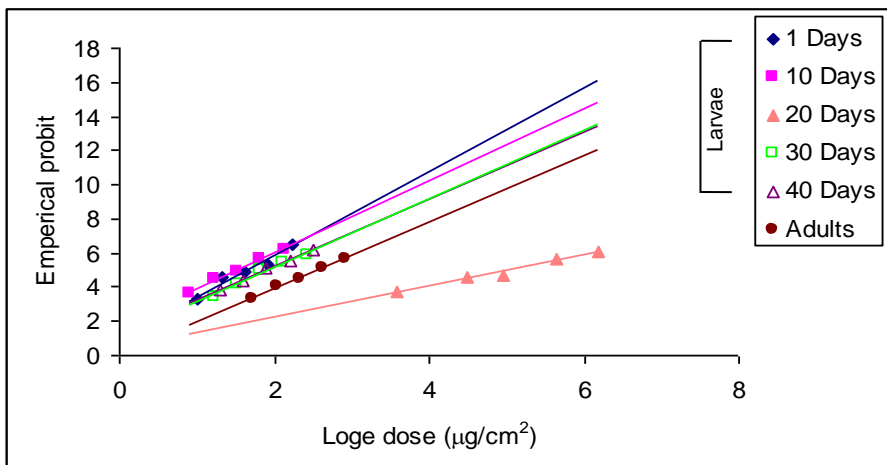
**Table 12:** LD<sub>50</sub> values, 95% confidence limits and regression equations for Thiodicarb against *A. diaperinus* exposed to the treated filter paper for 24, 48 and 72 hrs.

Life stage (Age)	Exposure period (Hours)	LD <sub>50</sub> (µg/cm <sup>2</sup> )	Regression equation	95% confidence limit		Chi-square value (3df)
				Lower (µg/cm <sup>2</sup> )	Upper (µg/cm <sup>2</sup> )	
Larvae (1 day)	24	4.421	Y=3.59308+2.179677X	3.654	5.347	6.741
	48	2.829	Y=2.552567+1.685872X	2.225	3.598	1.344
	72	2.062	Y=2.598434+1.82706X	1.657	2.567	0.527
Larvae (10 days)	24	34.122	Y=1.872489+2.040075X	27.917	41.705	1.001
	48	25.914	Y=2.112729+2.042577X	21.022	31.945	0.313
	72	16.754	Y=2.651138+1.918791X	13.602	20.636	4.259
Larvae (20 days)	24	57.311	Y=1.737474+1.855559X	46.151	71.172	4.023
	48	48.742	Y=1.51488+2.064753X	39.276	60.491	2.505
	72	34.109	Y=1.572203+2.236188X	28.247	41.188	2.438
Larvae (30 days)	24	83.511	Y=1.212657+1.970786X	67.831	102.814	1.978
	48	42.253	Y=2.234448+1.700978X	33.387	53.473	1.679
	72	29.531	Y=2.27656+1.852337X	23.771	36.685	0.408
Larvae (40 days)	24	78.468	Y=1.259032+1.974443X	64.023	96.172	0.369
	48	64.832	Y=1.518883+1.921369X	51.832	81.091	1.067
	72	45.631	Y=1.515381+2.100104X	37.411	55.658	2.007
Adults	24	376.394	Y=.4159141+1.92529X	194.709	296.871	1.614
	48	240.421	Y=.1488919+1.88345X	298.340	474.869	0.852
	72	134.334	Y=1.104191+1.83057X	107.749	167.485	1.884

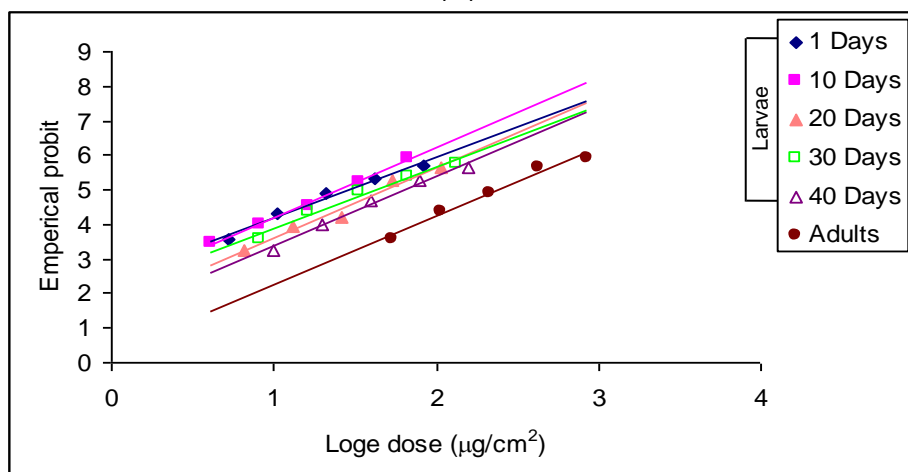


**Fig.25:** LD<sub>50</sub> values of Thiodicarb for both larvae and adults of *A. diaperinus* after 3 different exposure periods in RFM test.

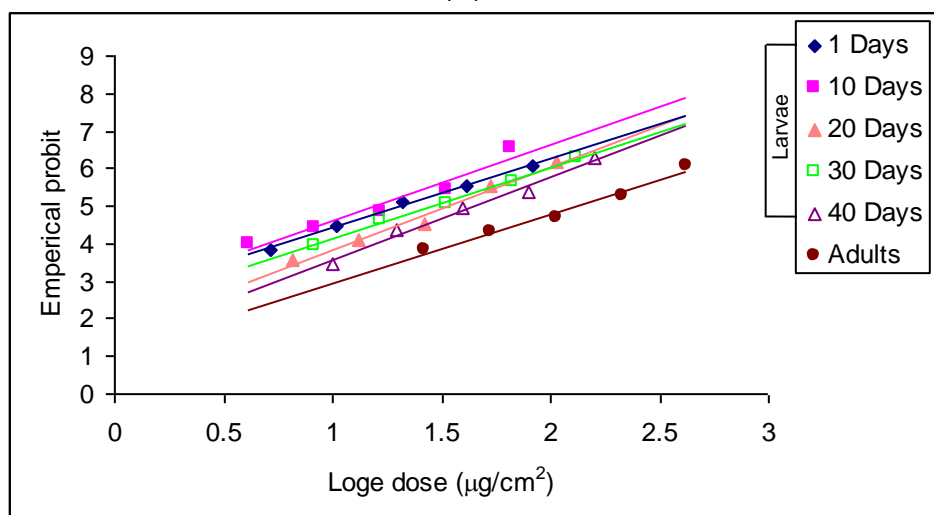




**Fig.26:** Regression lines of Thiodicarb against *A. diaperinus* larvae (different ages) and adults exposed to treated filter paper for 24 hours.



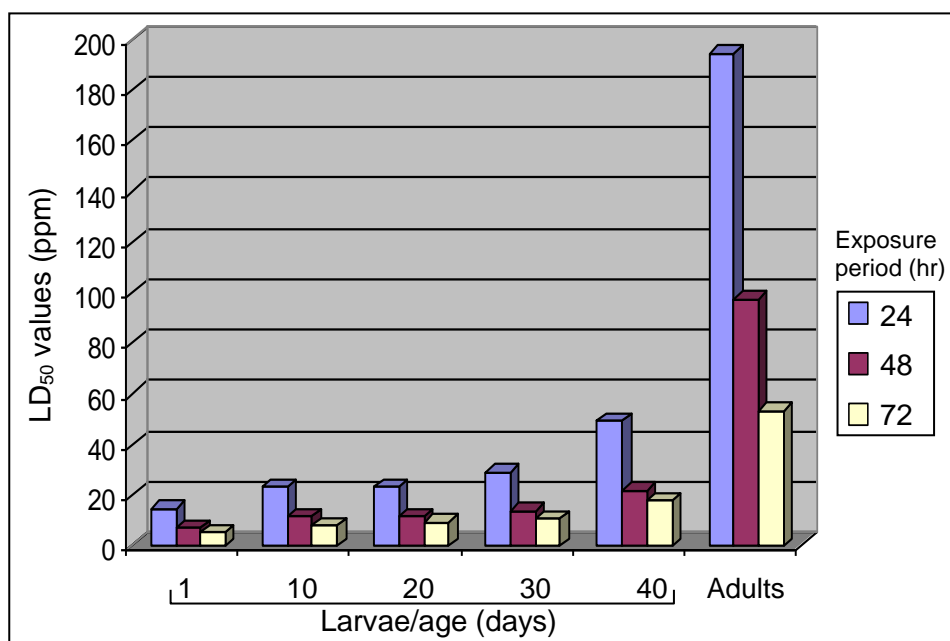
**Fig.27:** Regression lines of Thiodicarb against *A. diaperinus* larvae (different ages) and adults exposed to treated filter paper for 48 hours.



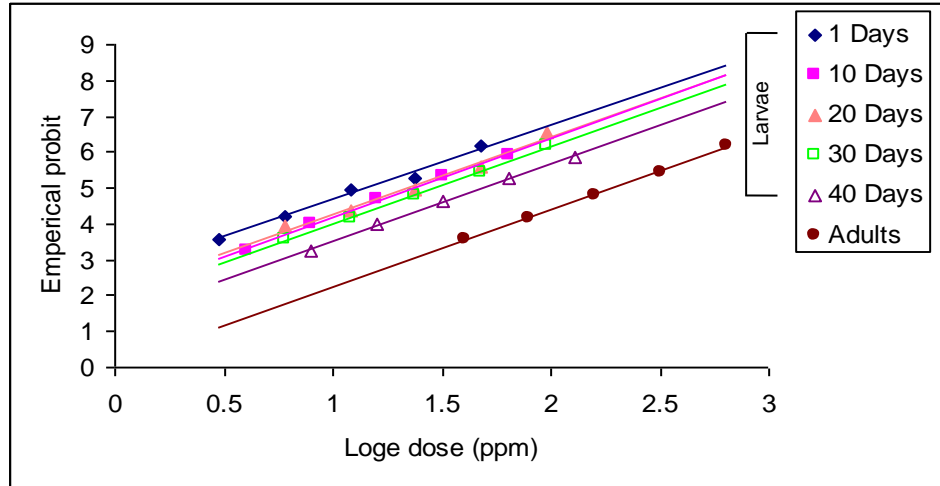
**Fig.28:** Regression lines of Thiodicarb against *A. diaperinus* larvae (different ages) and adults exposed to treated filter paper for 72 hours.

**Table 13:** LD<sub>50</sub> values, 95% confidence limits and regression equations for Thiodicarb against *A. diaperinus* exposed to the treated flour medium for 24, 48 and 72 hrs.

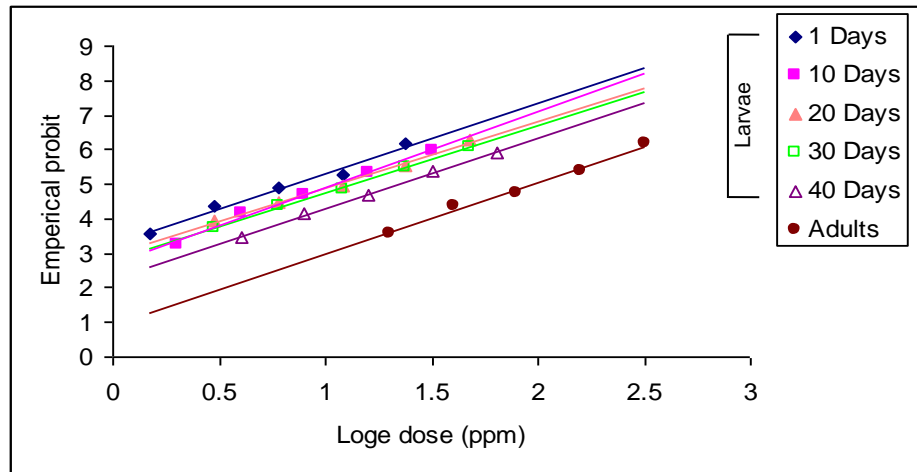
Life stage (Age)	Exposure period (Hours)	LD <sub>50</sub> (ppm)	Regression equation	95% confidence limit		Chi-square value (3df)
				Lower (ppm)	Upper (ppm)	
Larvae (1 day)	24	14.611	Y=2.679973+1.99199X	11.903	17.933	1.913
	48	7.201	Y=3.344418+1.93088X	5.831	8.893	1.836
	72	4.972	Y=3.521596+2.12231X	4.097	6.035	1.722
Larvae (10 days)	24	23.186	Y=2.020559+2.18236X	19.065	28.198	0.133
	48	11.264	Y=2.772636+2.11783X	9.207	13.781	0.559
	72	8.007	Y=3.18757+2.005992X	6.529	9.821	0.617
Larvae (20 days)	24	23.144	Y=2.164383+2.07820X	18.979	28.223	1.616
	48	11.745	Y=2.973384+1.89423X	9.501	14.521	0.597
	72	9.462	Y=2.916174+2.13505X	7.784	11.502	3.701
Larvae (30 days)	24	29.134	Y=1.883211+2.12835X	23.963	35.423	0.271
	48	13.711	Y=2.838545+1.90094X	11.098	16.936	8.792
	72	10.914	Y=2.783058+2.13581X	9.006	13.226	2.876
Larvae (40 days)	24	49.278	Y=1.487543+2.07511X	40.111	60.541	0.304
	48	21.899	Y=2.274583+2.03325X	17.845	26.872	0.151
	72	17.671	Y=2.53434+1.976849X	14.396	21.691	0.905
Adults	24	194.229	Y=.1296496+2.12835X	159.75	236.149	0.269
	48	97.286	Y=1.046289+1.98873X	79.237	119.447	0.969
	72	53.307	Y=1.967546+1.75612X	42.264	67.235	2.757



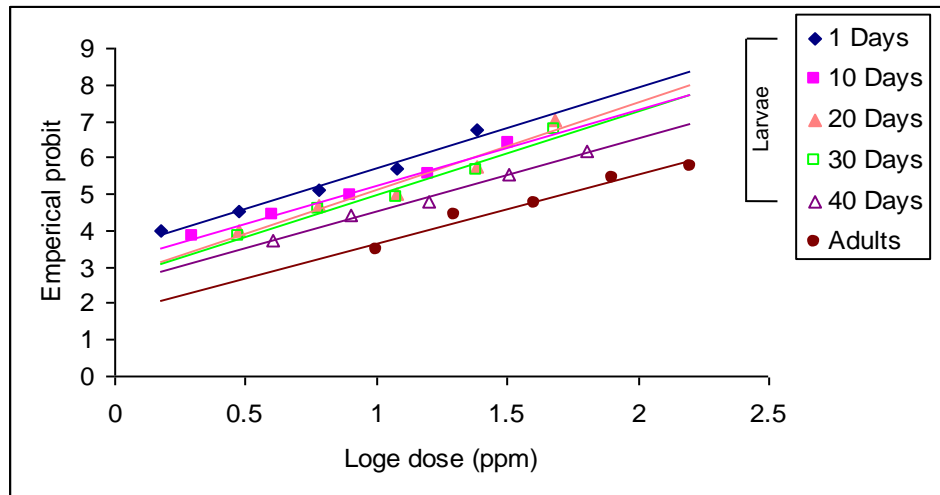
**Fig.29:** LD<sub>50</sub> values of Thiodicarb for both larvae and adults of *A. diaperinus* after 3 different exposure periods in TFM test.



**Fig.30:** Regression lines of Thiodicarb against *A. diaperinus* larvae (different ages) and adults exposed to treated flour medium for 24 hours.



**Fig.31:** Regression lines of Thiodicarb against *A. diaperinus* larvae (different ages) and adults exposed to treated flour medium for 48 hours.



**Fig.32:** Regression lines of Thiodicarb against *A. diaperinus* larvae (different ages) and adults exposed to treated flour medium for 72 hours.

#### 4.3.5 Toxicity of Fenitrothion (Sumithion 50%) on *A. diaperinus*

Calculation of log/ Probit regression line for the dose mortality experiment of different doses of Fenitrothion have been estimated in Appendix Table (193-228) and Fig 33 and 37 showed that LD<sub>50</sub> values were increased with ages and decreased with time.

##### A. RFM test/ Method

###### Effect on Larval ages

The LD<sub>50</sub> values for the 1, 10, 20, 30, and 40 days old larvae were recorded as 49.74, 54.35, 86.35, 86.35 and 257.76 μg/cm<sup>2</sup> respectively after the exposure period at 24 hours.

After 48 hours the LD<sub>50</sub> values were 34.11, 39.33, 53.26, 90.03, and 200.46 μg/cm<sup>2</sup> for the 1, 10, 20, 30, and 40 days old larvae respectively.

After 72 hours the values were recorded 22.03, 26.82, 36.37, 65.75, and 107.81 μg/cm<sup>2</sup> for the 1, 10, 20, 30, and 40 days old larvae respectively.

###### Effect on adults

The LD<sub>50</sub> values for the adults were recorded as 3033.83, 2786.11, 2032.29 μg/cm<sup>2</sup> after the exposure periods of 24, 48 and 72 hours respectively.

95% confidence limits, regression equation Chi-squared values are shown in the Table 14 and regression lines are shown in Fig. 34-36.

##### B. TFM test/ Method

###### Effect on Larval ages

The LD<sub>50</sub> values for 1, 10, 20, 30, and 40 days old larvae were 161.33, 217.36, 281.26, 293.77, and 436.40 ppm respectively after 24 hours.

After 48 hr exposure the values were 111.02, 170.19, 190.68, 243.42, and 260.67 ppm respectively.

When the exposure period was 72 hours the values were 47.81, 81.31, 101.52, 121.61, and 170.39 ppm respectively.

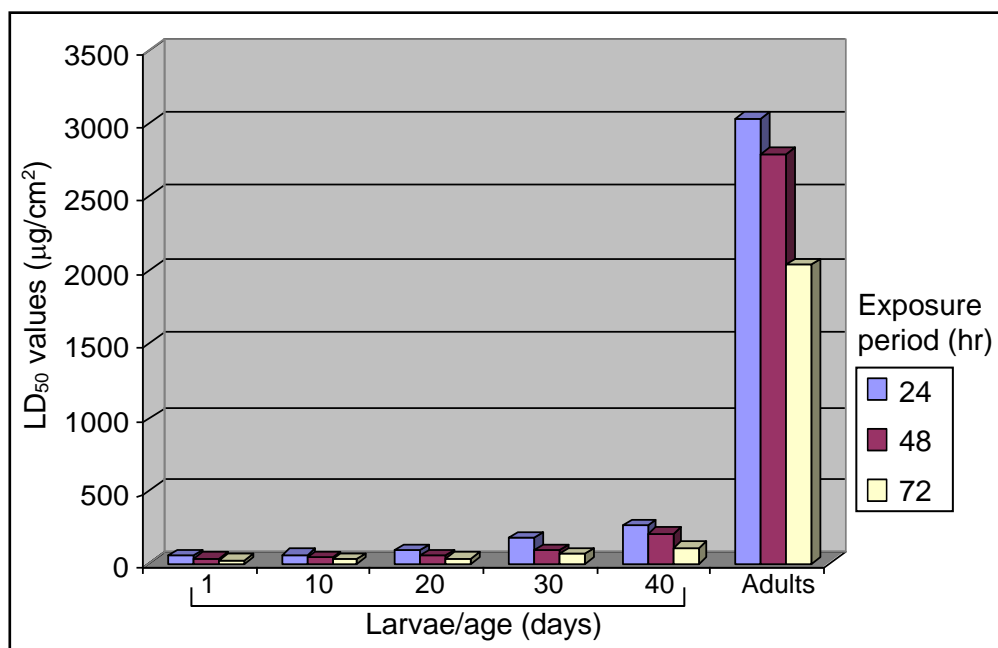
###### Effects on adults

Food treated with different concentration of fenitrothion, and adult insects reared in food. The LD<sub>50</sub> values were 901.08, 605.91, 385.77 ppm after 24, 48, and 72 hours respectively.

The LD<sub>50</sub> values along with 95% confidence limits, regression equation, Chi-square values are shown in the Table 15. Regression lines are shown in Fig.38-40.

**Table 14:** LD<sub>50</sub> values, 95% confidence limits and regression equations for Fenitrothion against *A. diaperinus* exposed to the treated filter paper for 24, 48 and 72 hrs.

Life stage (Age)	Exposure period (Hours)	LD <sub>50</sub> (µg/cm <sup>2</sup> )	Regression equation	95% confidence limit		Chi-square value (3df)
				Lower (µg/cm <sup>2</sup> )	Upper (µg/cm <sup>2</sup> )	
Larvae (1 day)	24	49.731	Y=1.888578+1.8339X	39.724	62.256	1.562
	48	34.109	Y=2.439103+1.6707X	26.924	43.212	1.534
	72	22.025	Y=2.245689+2.0501X	17.997	26.954	1.001
Larvae (10 days)	24	54.314	Y=.752018+2.44853X	45.546	64.769	1.601
	48	39.321	Y=1.38607+2.26633X	32.651	47.351	1.091
	72	26.819	Y=2.09747+2.03195X	21.851	32.917	1.049
Larvae (20 days)	24	86.345	Y=1.703993+1.7023X	68.638	108.621	4.114
	48	53.253	Y=1.051785+2.2871X	44.209	64.147	3.403
	72	36.368	Y=1.644966+2.1497X	29.964	44.141	1.205
Larvae (30 days)	24	170.893	Y=.737403+1.90915X	138.261	211.226	0.981
	48	90.025	Y=.5120731+2.2964X	75.202	107.771	6.185
	72	65.741	Y=1.401039+1.9799X	53.562	80.686	1.681
Larvae (40 days)	24	257.751	Y=-.149375+2.13560X	211.098	314.714	0.849
	48	200.453	Y=.2043443+2.0833X	164.331	244.517	0.601
	72	107.806	Y=1.11699+1.91033X	87.277	133.163	1.986
Adults	24	3033.83	Y=-13.57192+5.3337X	2808.41	3277.35	2.803
	48	2786.12	Y=-12.7513+5.15278X	2574.19	3015.47	3.047
	72	2032.29	Y=-5.16509+3.07289X	1788.97	2308.69	3.073



**Fig.33:** LD<sub>50</sub> values of Fenitrothion for both larvae and adults of *A. diaperinus* after 3 different exposure periods in RFM test.

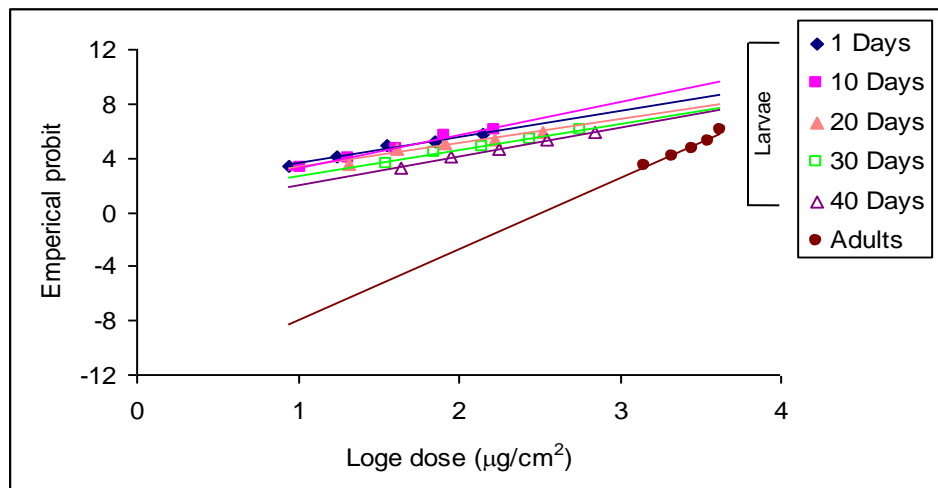


Fig.34: Regression lines of Fenitrothion against *A. diaperinus* larvae (different ages) and adults exposed to treated filter paper for 24 hours.

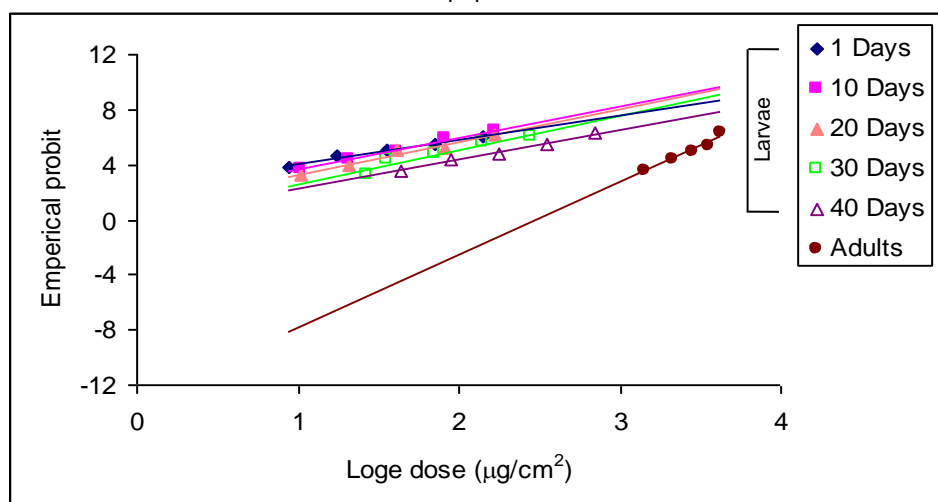


Fig.35: Regression lines of Fenitrothion against *A. diaperinus* larvae (different ages) and adults exposed to treated filter paper for 48 hours.

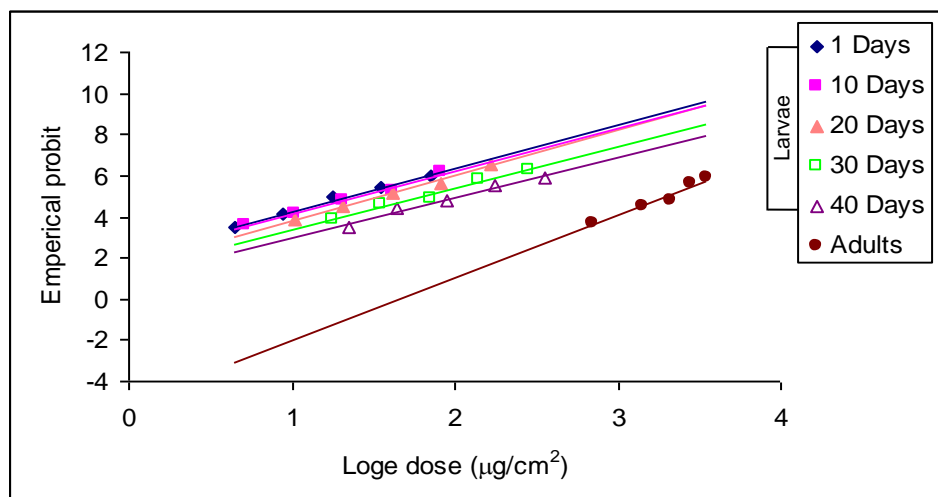
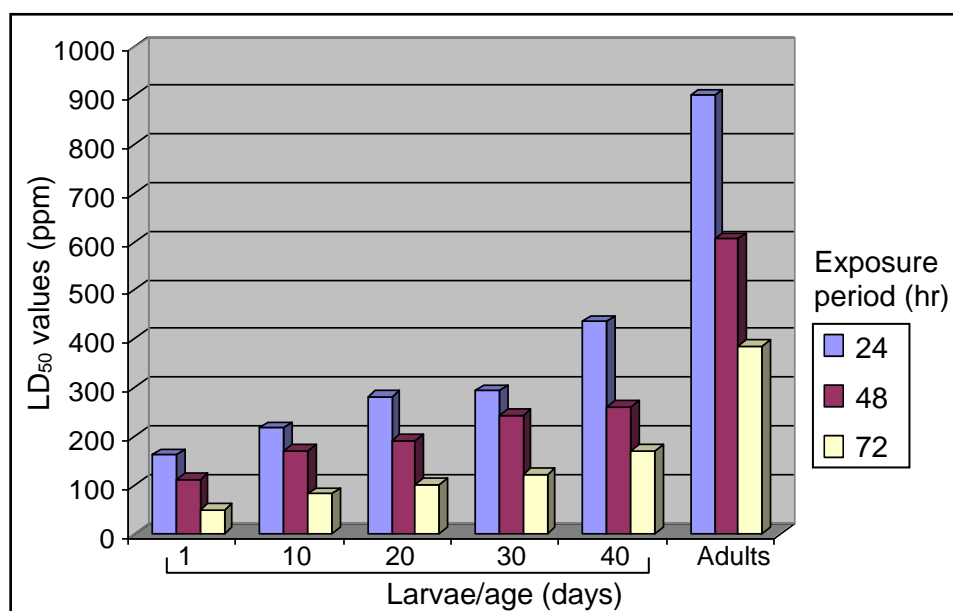


Fig.36: Regression lines of Fenitrothion against *A. diaperinus* larvae (different ages) and adults exposed to treated filter paper for 72 hours.

**Table 15:** LD<sub>50</sub> values, 95% confidence limits and regression equations for Fenitrothion against *A. diaperinus* exposed to the treated flour medium for 24, 48 and 72 hrs.

Life stage (Age)	Exposure period (Hours)	LD <sub>50</sub> (ppm)	Regression equation	95% confidence limit		Chi-square value (3df)
				Lower (ppm)	Upper (ppm)	
Larvae (1 day)	24	161.331	$Y = -.854304 + 1.877822X$	128.086	203.202	1.067
	48	111.015	$Y = -.754371 + 2.075712X$	91.117	135.259	0.234
	72	47.897	$Y = 1.87386 + 1.860444X$	38.649	59.358	2.407
Larvae (10 days)	24	217.369	$Y = -.10059 + 2.182356X$	178.733	264.358	0.133
	48	170.181	$Y = .3805161 + 2.07067X$	139.573	207.501	0.659
	72	81.392	$Y = 1.300237 + 1.93645X$	66.036	100.318	1.866
Larvae (20 days)	24	281.266	$Y = .6652226 + 1.76993X$	223.195	354.446	1.171
	48	190.673	$Y = .3254624 + 2.04997X$	156.073	232.943	0.513
	72	101.517	$Y = 1.191671 + 1.89795X$	82.041	125.617	3.135
Larvae (30 days)	24	293.773	$Y = -.759983 + 2.33385X$	243.922	353.811	0.794
	48	243.412	$Y = .1312251 + 2.04026X$	199.092	297.599	1.560-02
	72	121.698	$Y = .8505621 + 1.98986X$	99.034	149.549	1.911
Larvae (40 days)	24	436.409	$Y = .7482176 + 2.17744X$	358.822	530.771	0.146
	48	260.664	$Y = .3787904 + 1.91268X$	210.944	322.103	0.856
	72	170.387	$Y = .3536625 + 2.08221X$	139.866	207.571	0.233
Adults	24	901.076	$Y = -.481316 + 1.85507X$	710.923	1142.09	0.636
	48	605.907	$Y = -.388651 + 1.93668X$	490.823	747.973	1.468
	72	385.769	$Y = -.266242 + 2.03618X$	313.096	475.311	0.104



**Fig.37:** LD<sub>50</sub> values of Fenitrothion for both larvae and adults of *A. diaperinus* after 3 different exposure periods in TFM test.

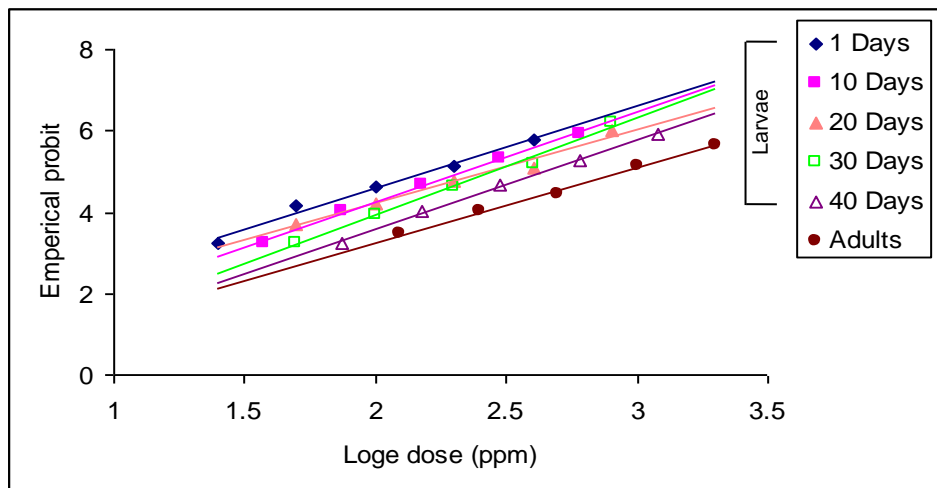


Fig.38: Regression lines of Fenitrothion against *A. diaperinus* larvae (different ages) and adults exposed to treated flour medium for 24 hours.

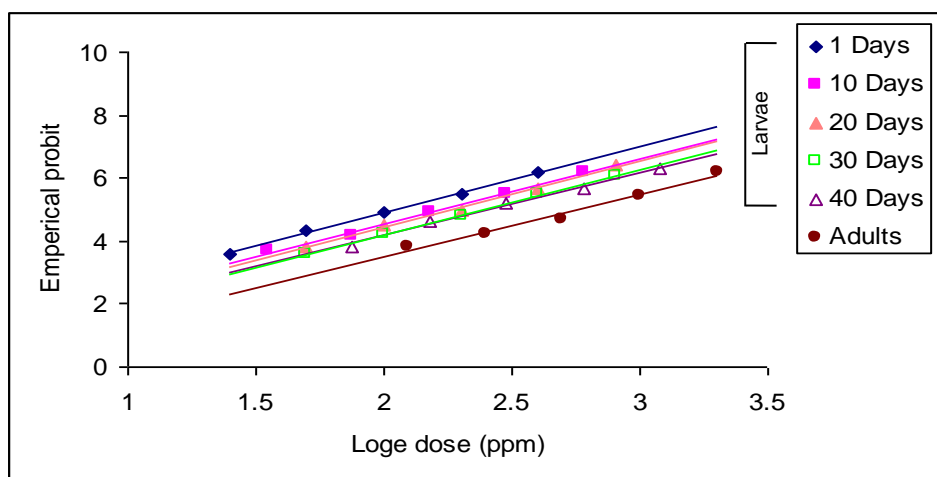


Fig.39: Regression lines of Fenitrothion against *A. diaperinus* larvae (different ages) and adults exposed to treated flour medium for 48 hours.

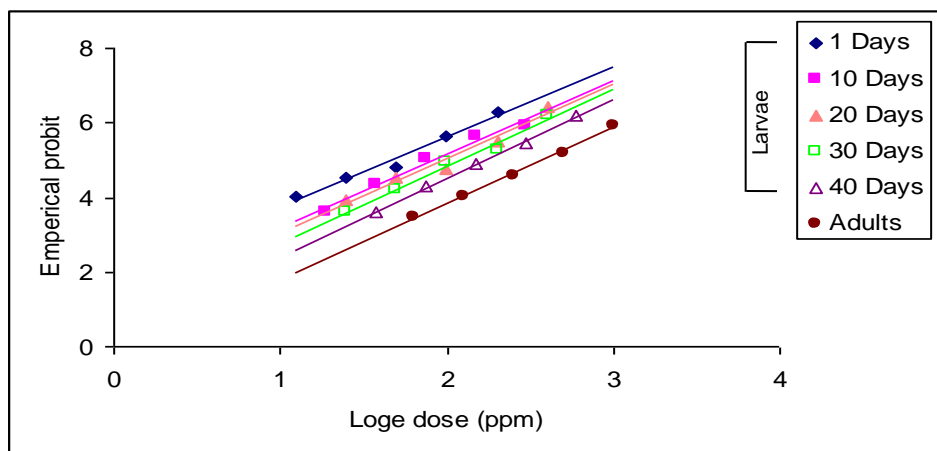


Fig.40: Regression lines of Fenitrothion against *A. diaperinus* larvae (different ages) and adults exposed to treated flour medium for 72 hours.



## Chapter – 5

### Combined Action of Insecticides (Deltamethrin, Imidacloprid, Thiodicarb, Fenitrothion) and Azadirachtin

#### 5.1 Introduction

It is normally best to use a combination of pesticide applications. Because insecticide resistance is a common phenomenon (Adams 2003). To avoid this resistance, the effective insect control programs are preferably adopted by using the potential insecticides or combined insecticide treatments (Salin *et al* 2003, Acevedo *et al* 2009; Mee *et al* 2009).

Dimetry *et al* (1993), Sundaram and Solane (1995) and Sanguanpong and Schmutterer (1992) reported that different formulation of Azadirachtin including 'Margosan-O' and Neem Azal-S', affected repellency, feeding rate, oviposition, and mortality of *Tetranychus urticae* (Prostigmata) females. The lowest adult emergence was recorded in the insecticide and nimbecidine combined treatment. This was probably due to higher larval and pupal mortality because of the toxicity of cypermethrin and Deltamethrin, and also in part due to the synergistic action (Mondal 1984a, Khatun 2010) of nimbecidine or Azadirachtin.

#### 5.2 Materials and methods

Keeping the lowest doses of individual insecticide for individual stages of insects was constant, combined with azadirachtin. Combined doses of each insecticide and azadirachtin were prepared at the different ratios. Five serial dilutions of each ratio were made and the mortality percentage was recorded after 72h. As there was no mortality or very negligible number of mortality was found after 24hr and 48hr exposure that is why the mortality was assessed after 72hr exposure. The mature larvae (40 days old) and adults of *A. diaperinus* were used for this experiment.

To study of the toxicity, here also two types of experiments were designed that were Residual Film Method (RFM) (Busvine 1971) and the Treated Food Method (TFM), which was defined in chapter-3.

### 5.2.1 Determination of cototoxicity coefficient

The Cototoxicity coefficient was calculated using the following formula (Sun and Johnson 1960);

$$\text{Cototoxicity coefficient} = \frac{\text{LD}_{50} \text{ of toxicant alone}}{\text{LD}_{50} \text{ of toxicant in the mixture}} \times 100$$

When the co-toxicity coefficient of a mixture is 100, the effect of this mixture indicates probability of similar action. If the mixture gives a coefficient significantly greater than 100, it indicates a synergistic action. On the other hand, when a mixture gives a co-toxicity coefficient less than 100, the effect of the mixture indicates an antagonistic action.

### 5.2.1 Determination of dose reduction

Reduction of active ingredients in the doses was calculated using the formula as

$$a - s = r \dots\dots\dots(1)$$

$$\% \text{ or reduced a. i.} = r/a \times 100 \dots\dots(2)$$

Where a= LD<sub>50</sub> value of the active ingredient alone

s =Share of the active ingredient in the LD<sub>50</sub> value of the mixture

r = reduced amount of the a. i. to kill 50% of the test insects (Akter 2011).

### 5.2.2 Construction of isobolograms

The regression lines and isoboles were drawn using the (Biosoft) package. Isobolograms for the mixtures of insecticides were constructed using the methods described by Hewlett (1960). This was done as follows: using the LD<sub>50</sub> value of individual compound, the concentration of each individual compound in the mixture was plotted. Isobole lines below the additive line indicate synergism. Isoboles were drawn by free hand curve fitting.

## 5.3 Results and observation

### 5.3.1 Deltamethrin and Azadirachtin

#### A. RFM test

**For the mature larvae (40days old):** The lowest dose of Deltamethrin was  $265.20\mu\text{g}/\text{cm}^2$  for the mature larvae after 72 hours. Effects of different combined doses of Deltamethrin and Azadirachtin at the ratios of 1:0.1, 1:0.2, 1:0.4 and 1:0.5 have been estimated in Appendix Tables (73-76) where the lowest dose of Deltamethrin was constant. The dose concentration were 145.86, 72.93, 36.47, 18.24, and  $9.12\mu\text{g}/\text{cm}^2$  at ratio 1:0.1; 159.12, 79.56, 39.78, 19.89, and  $9.95\mu\text{g}/\text{cm}^2$  at ratio 1:0.2; 185.64, 92.82, 46.41, 23.21 and  $11.61\mu\text{g}/\text{cm}^2$  at ratio 1: 0.4; and 198.9, 99.45, 49.73, 24.87 and  $12.44\mu\text{g}/\text{cm}^2$  at ratio 1:0.5. The mortality percentage were recorded as 4 -58 % at 1:0.1; 4- 68 % at 1: 0.2; 6- 80 % at 1: 0.4; 10- 90 % at 1: 0.5 ratios after 72 h of exposure. Highest mortality observed at the ratio of 1:0.5.

The  $\text{LD}_{50}$  values of the mixture of Deltamethrin + Azadirachtin were recorded after 72h as 99.58, 80.36, 62.29 and  $53.54\mu\text{g}/\text{cm}^2$  at the ratios of 1:0.1, 1:0.2, 1:0.4 and 1:0.5 respectively.

$\text{LD}_{50}$  values along with 95% confidence limits, regression equations and chi-squared values have been estimated in the Table 16. Regression lines of different ratios on log probit mortality and the log dose concentrations have been plotted in the Fig. 41.

**For adults:** The lowest dose of Deltamethrin was  $442\mu\text{g}/\text{cm}^2$  for the adults exposed for 72 hours. Effects of different combined doses of Deltamethrin and Azadirachtin at the ratios of 1:0.1, 1:0.2, 1:0.3 and 1:0.6 have been estimated in Appendix Tables (77-80) where the lowest dose of Deltamethrin was constant. The dose concentrations were 243.1, 121.55, 60.78, 30.39 and  $15.11\mu\text{g}/\text{cm}^2$  at ratio 1:0.1; 265.2, 132.6, 66.3, 33.15 and  $16.58\mu\text{g}/\text{cm}^2$  at ratio 1:0.2; 298.35, 149.17, 74.59, 37.21 and  $18.65\mu\text{g}/\text{cm}^2$  at ratio 1: 0.3; and 353.6, 176.8, 88.4, 44.2 and  $22.1\mu\text{g}/\text{cm}^2$  at ratio 1:0.6. The mortality percentage were recorded as 2 -60 % at 1:0.1; 4- 68 % at 1: 0.2; 8-78 % at 1: 0.3; 12- 96 % at 1: 0.6 after 72 h exposure. The highest mortality was recorded at the ratio of 1:0.6.

The  $\text{LD}_{50}$  values of the mixture (Deltamethrin + Azadirachtin) were recorded after 72h as 171.01, 140.45, 121.46 and  $81.67\mu\text{g}/\text{cm}^2$  at the ratio 1:0.1, 1:0.2, 1:0.3 and 1:0.6 respectively.

$\text{LD}_{50}$  values along with 95% confidence limits, regression equations and chi-squared values have been estimated in the Table 17. Regression lines of different ratios on log probit mortality and the log dose concentrations have been plotted as in the Fig. 42.

## B. TFM test

**For the mature larvae (40days old):** The lowest dose of Deltamethrin was 400ppm for the mature larvae after 72 hours exposure. Effects of different combined doses of Deltamethrin and Azadirachtin at the ratios of 1:1, 1:1.5, 1:2 and 1:2.5 have been estimated in Appendix Tables (81-84) where the lowest dose of Deltamethrin was constant. The dose concentrations were 400, 200, 100, 50 and 25 ppm at ratio 1:1; 500, 250, 125, 62.5 and 31.25 ppm at ratio 1:1.5; 600, 300, 150, 75 and 37.5 ppm at ratio 1: 2; and 700, 350, 175, 87.5 and 43.75 ppm at ratio 1:2.5. The mortality percentage were recorded as 4 -60 % at 1:1; 4- 70 % at 1: 1.5; 8- 78 % at 1: 2; 14- 94 % at 1: 2.5 after 72 h of exposure. The highest mortality was found at the ratio of 1:2.5.

The LD<sub>50</sub> values of the mixture (Deltamethrin + Azadirachtin) were recorded after 72h as 204.52, 190.46, 181.48 and 170.84 ppm at the ratios of 1:1, 1:1.5, 1:2 and 1:2.5 respectively.

LD<sub>50</sub> values along with 95% confidence limits, regression equations and chi-squared values have been estimated in the Table 18. Regression lines of different ratios on log probit mortality and the log dose concentrations have been plotted as in the Fig. 43.

**For adults:** The lowest dose of Deltamethrin was 500 ppm for the adults after 72 hours. Effects of different combined doses of Deltamethrin and Azadirachtin at the ratios of 1:1.5, 1:2, 1:2.5 and 1:3 have been estimated in Appendix Tables (85-88) where the lowest dose of Deltamethrin was constant. The dose concentrations were 625, 312.5, 156.25, 78.13 and 39.07ppm at ratio1:1.5; 750, 375, 187.5, 93.75 and 46.88 ppm at ratio1: 2; 875, 437.5, 218.75, 109.38 and 54.69 ppm at ratio 1:2.5 and 1000, 500, 250, 125 and 62.5ppm at ratio1:3. The mortality percentage were recorded as 6 -64 % at 1: 1.5; 6-74 % at 1: 2; 10- 80 % at 1:2.5; 12- 88 % at 1:3after 72 h of exposure. The highest mortality was observed at the ratio of 1: 3.

The LD<sub>50</sub> values of the mixture (Deltamethrin + Azadirachtin) were recorded after 72h as 319.61, 298.66, 280.23 and 269.42 ppm at the ratio 1:1.5, 1:2, 1:2.5 and 1:3 respectively.

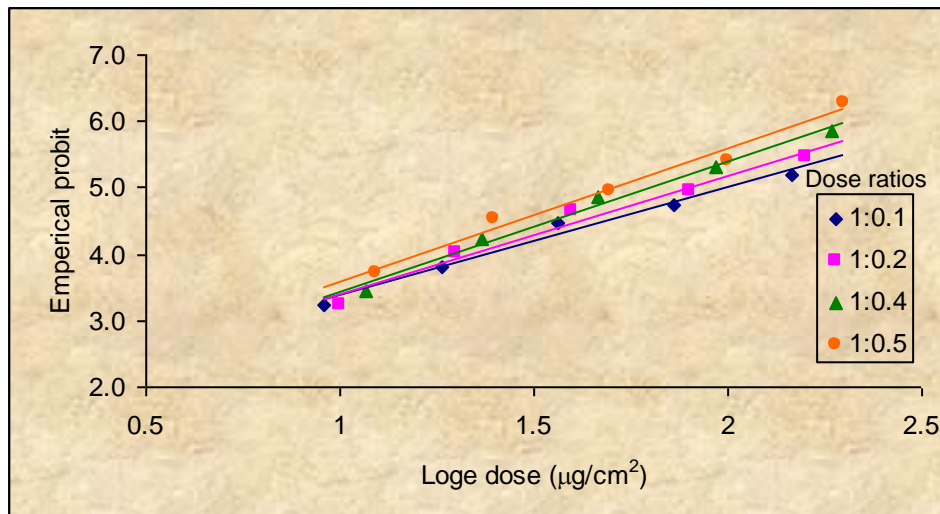
LD<sub>50</sub> values along with 95% confidence limits, regression equations and chi-squared values have been estimated in the Table 19. Regression lines of different ratios on log probit mortality and the log dose concentrations have been plotted as in the Fig. 44.

**Table 16:** LD<sub>50</sub> , 95% confidence limits and regression equations for combined action of Deltamethrin with Azadirachtin against the mature larvae (40 days old) of *A. diaperinus* exposed to the treated filter paper for 72 hours.

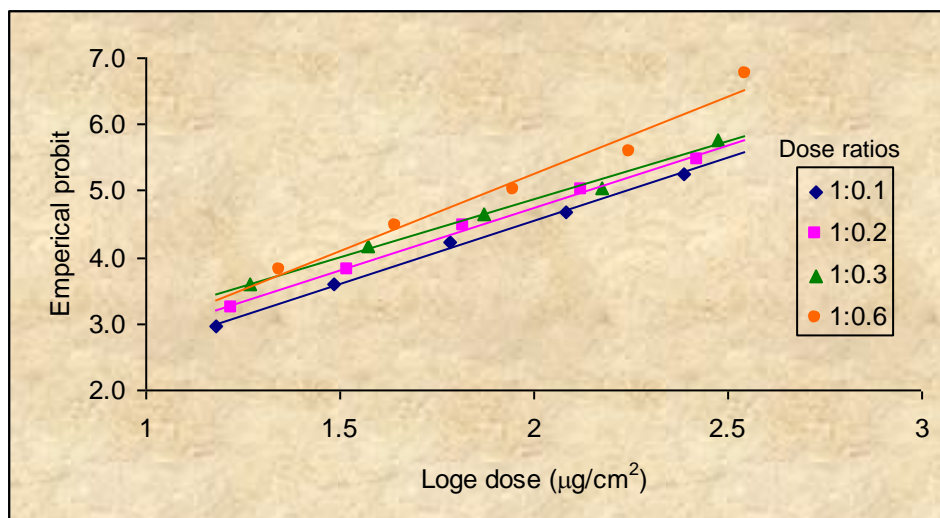
Insecticide	Life stage (Age)	Ratio of combination	LD <sub>50</sub> of combination (µg/cm <sup>2</sup> )	Regression equation	95% confidence limit		Chi-square value (3df)
					Lower (µg/cm <sup>2</sup> )	Upper (µg/cm <sup>2</sup> )	
Delta (RFM)	40day old larvae	1:0.1	99.574	Y=1.8968+1.55305X	70.9455	139.755	1.0561
		1:0.2	80.350	Y=1.824119+1.667X	61.0486	105.754	1.5103
		1:0.4	62.287	Y=1.572869+1.909X	50.1647	77.3393	0.7765
		1:0.5	53.530	Y=1.71106+1.9213X	41.7422	63.6152	2.0384

**Table 17:** LD<sub>50</sub> , 95% confidence limits and regression equations for combined action of Deltamethrin with Azadirachtin against the adults of *A. diaperinus* exposed to the treated filter paper for 72 hours.

Insecticide	Life stage (Age)	Ratio of combination	LD <sub>50</sub> of combination (µg/cm <sup>2</sup> )	Regression equation	95% confidence limit		Chi-square value (3df)
					Lower (µg/cm <sup>2</sup> )	Upper (µg/cm <sup>2</sup> )	
Delta (RFM)	Adults	1:0.1	171.097	Y=0.84569+1.8601X	128.03	228.640	0.2578
		1:0.2	140.445	Y=1.11397+1.8095X	108.38	181.997	0.3474
		1:0.3	121.458	Y=1.40624+1.7242X	95.144	155.049	0.6921
		1:0.6	81.6685	Y=0.87501+2.1573X	67.424	98.9211	1.7673



**Fig 41:** Regression lines of different combined doses Deltamethrin and Azadirachtin against the mature larvae (40 days old) of *A. diaperinus* exposed to the treated filter paper for 72 hours



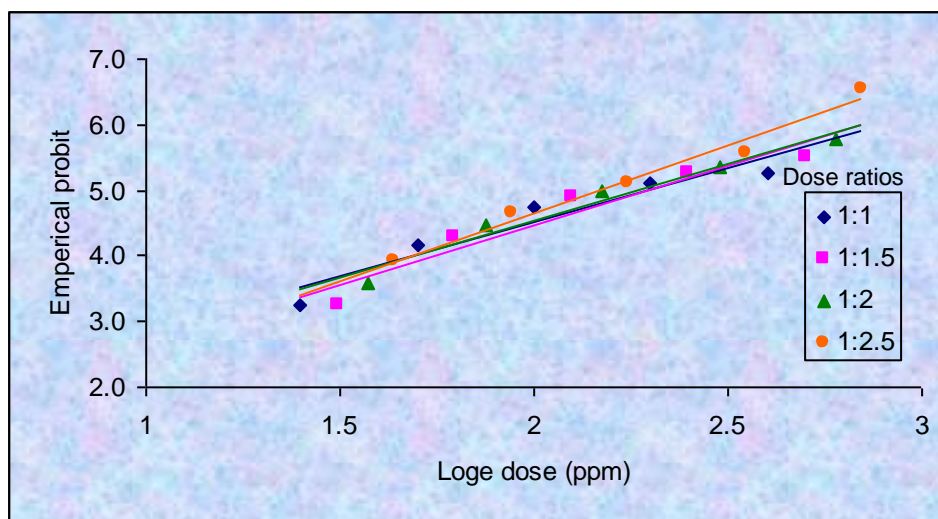
**Fig 42:** Regression lines of different combined doses Deltamethrin and Azadirachtin against the adults of *A. diaperinus* exposed to the treated filter paper for 72 hours.

**Table 18:** LD<sub>50</sub>, 95% confidence limits and regression equations for combined action of Deltamethrin with Azadirachtin against the mature larvae (40 days old) of *A. diaperinus* exposed to the treated flour medium for 72 hours.

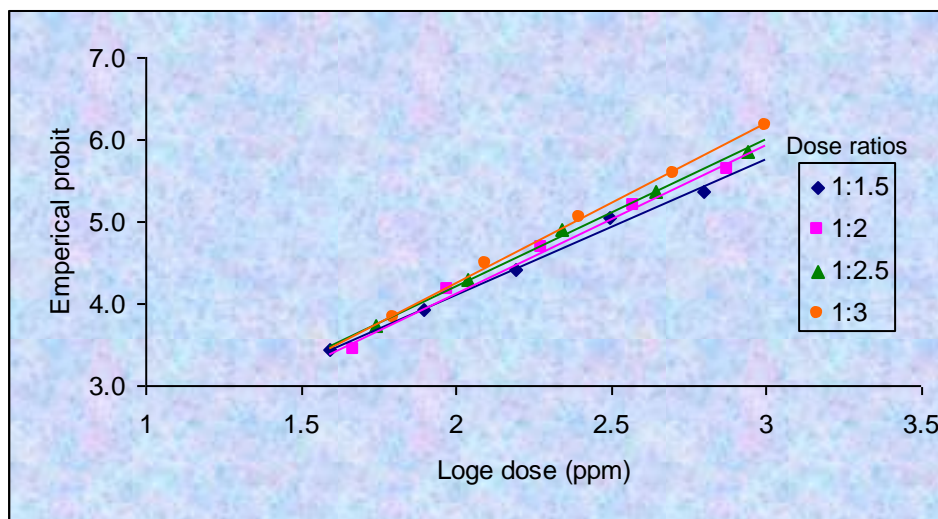
insecticide	Life stage (Age)	Ratio of combination	LD <sub>50</sub> of combination (µg/cm <sup>2</sup> )	Regression equation	95% confidence limit		Chi-square value (3df)
					Lower (µg/cm <sup>2</sup> )	Upper (µg/cm <sup>2</sup> )	
Delta (TFM)	40day old larvae	1:1	204.516	Y=1.57689+1.48139X	150.415	278.076	4.2541
		1:1.5	190.458	Y=1.22379+1.65637 X	148.508	244.259	4.6190
		1:2	181.473	Y=1.31109+1.63311X	142.372	231.312	2.7556
		1:2.5	170.833	Y=0.718322+1.9660X	122.417	185.225	1.3526

**Table 19:** LD<sub>50</sub> , 95% confidence limits and regression equations for combined action of Deltamethrin with Azadirachtin against the adults of *A. diaperinus* exposed to the treated flour medium for 72 hours.

Insecticide	Life stage (Age)	Ratio of combination	LD <sub>50</sub> of combination (µg/cm <sup>2</sup> )	Regression equation	95% confidence limit		Chi-square value (3df)
					Lower (µg/cm <sup>2</sup> )	Upper (µg/cm <sup>2</sup> )	
Delta (TFM)	Adults	1:1.5	319.605	Y=0.874465+1.6258X	257.65	461.296	0.5652
		1:2	298.659	Y=0.63248+1.76168X	236.893	383.529	0.4883
		1:2.5	280.222	Y=0.800675+1.7187X	219.809	350.231	0.4434
		1:3	269.419	Y=0.419982+1.9209X	196.519	298.681	0.1058



**Fig 43:** Regression lines of different combined doses Deltamethrin and Azadirachtin against the mature larvae (40 days old) of *A. diaperinus* exposed to the treated flour medium for 72 hours.



**Fig 44:** Regression lines of different combined doses Deltamethrin and Azadirachtin against the adults of *A. diaperinus* exposed to the treated flour medium for 72 hours.



### 5.3.1.1 Synergistic action of Deltamethrin + Azadirachtin

The LD<sub>50</sub> values of Deltamethrin alone has been calculated as 327.13µg/cm<sup>2</sup> for larvae (40 days old) and 854.11µg/cm<sup>2</sup> for adults exposed to treated filter paper for 72 hours. Incase of treated food media the LD<sub>50</sub> values were 778.62ppm and 1243.21ppm for larvae and adults respectively. The co-toxicity coefficient was determined as 361.37, 407.12, 735.26, 916.62 for larvae at the ratios of 1:0.1, 1:0.2, 1:0.4, 1:0.5 and 549.12, 729.77, 914.26 and 1673.31 for adults at the ratios of 1:0.1, 1:0.2, 1:0.3, 1:0.6 in RFM test respectively. Incase of TFM test the co-toxicity coefficient were 754.58, 1022.03, 1287.16 and 1595.23 for larvae at the ratios of 1:1, 1:1.5, 1:2 and 1:2.5 respectively and 972.45, 1248.79, 1552.76 and 1845.75 for adults at the ratios of 1:1.5, 1:2, 1:2.5 and 1:3 respectively.

The co-toxicity coefficients of mixtures of each ratio are greater than 100, following the principle of Sun and Johnson (1960b). These values indicated that Deltamethrin + Azadirachtin offered synergistic action to the adults and larvae in the exposure period of 72 hours in both RFM and TFM tests. Larvae were more susceptible than adults in both TFM and RFM tests.

The free hand curve fitting of isobolograms (Fig 45-48) has run below when the exposure period was 72 hours in both RFM and TFM test.

In the mixture the LD<sub>50</sub> value of Deltamethrin and Azadirachtin have been separated (Table 20-23).

#### RFM test

The LD<sub>50</sub> values of Deltamethrin for mature larvae were recorded as 327.121µg/cm<sup>2</sup> after 72 hours exposure on treated filter paper, but in the mixture the LD<sub>50</sub> values of Deltamethrin was 90.53, 80.36, 44.41 and 35.69 µg/cm<sup>2</sup> while those of azadirachtin was 9.06, 16.08, 17.78 and 17.85µg/cm<sup>2</sup> which gave the ratios of 1:0.1, 1:0.2, 1:0.4 and 1:0.5 respectively. Azadirachtin when combined with Deltamethrin reduced the doses of the insecticides at the levels of 72.33%, 75.44%, 86.31% and 89.01% respectively (Table-20).

The LD<sub>50</sub> value for adults has been recorded 854.11µg/cm<sup>2</sup> after 72 hours of exposure on treated filter paper, but in the mixture, the LD<sub>50</sub> value of Deltamethrin was 155.55, 117.04, 93.43 and 51.05µg/cm<sup>2</sup> while those of azadirachtin was 15.56,

23.41, 28.03 and 30.63 $\mu\text{g}/\text{cm}^2$  which gave the ratios of 1:0.1, 1:0.2, 1:0.3 and 1:0.6 respectively. Azadirachtin when combined with Deltamethrin reduced the doses of the insecticides at the levels of 81.79%, 86.21%, 89.08% and 94.03% respectively (Table-21).

17.85 $\mu\text{g}/\text{cm}^2$  azadirachtin was needed for 89% dose reduction of Deltamethrin, which was highest for larvae but in case of adults 28.03  $\mu\text{g}/\text{cm}^2$  azadirachtin was needed for same percentage dose reduction. So, larvae were more susceptible than adults in the RFM test.

### **TFM test**

LD<sub>50</sub> value of Deltamethrin for mature larvae (40 days old larvae) after 72 hours of exposure on treated food media was 778.62ppm but in the mixture, the LD<sub>50</sub> value of Deltamethrin was 102.26, 76.19, 60.41 and 48.81ppm while those of azadirachtin was 102.26, 114.28, 120.99 and 122.03ppm which gave the ratios of 1:1, 1:1.5, 1:2 and 1:2.5 respectively. Azadirachtin when combined with Deltamethrin reduced the doses of the insecticides at the levels of 86.87% 90.22%, 92.24%, and 93.732% respectively (Table-22).

LD<sub>50</sub> value of Deltamethrin for adults after 72 hours of exposure on treated food media was 1243.21ppm, but in the mixture, the LD<sub>50</sub> value of Deltamethrin were 127.85, 99.56, 80.07 and 67.36ppm while those of azadirachtin was 191.77, 199.11, 200.16 and 202.07 ppm which gave the ratios of 1:1.5, 1:2, 1:2.5 and 1:3 respectively. Azadirachtin when combined with Deltamethrin reduced the doses of the insecticides at the levels of 89.72%, 91.91%, 93.56%, and 94.59% respectively (Table-23).

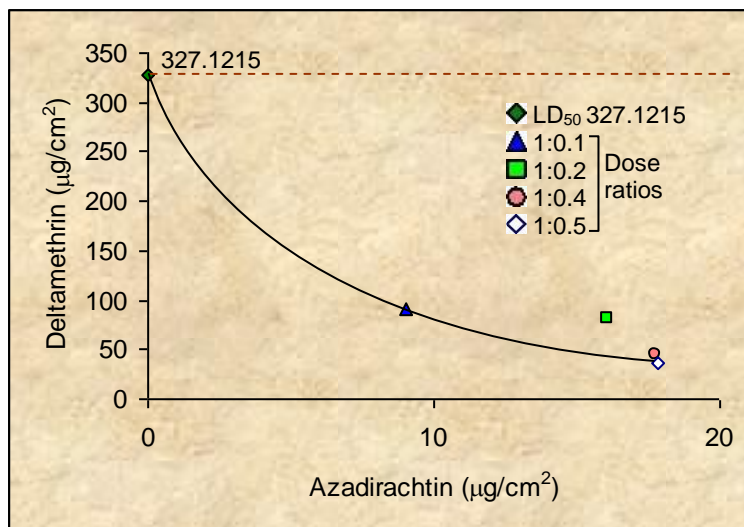
122.03ppm Azadirachtin was needed for 93% dose reduction, which was highest for larvae but 202.07 ppm Azadirachtin was needed for 94% dose reduction, which was highest for adults. So larvae were more susceptible than adults in the TFM test.

**Table 20:** Effect of Deltamethrin with Azadirachtin ( $\mu\text{g}/\text{cm}^2$ ) on *A. diaperinus* 40 days old larvae exposed to the treated filter paper for 72 hours.

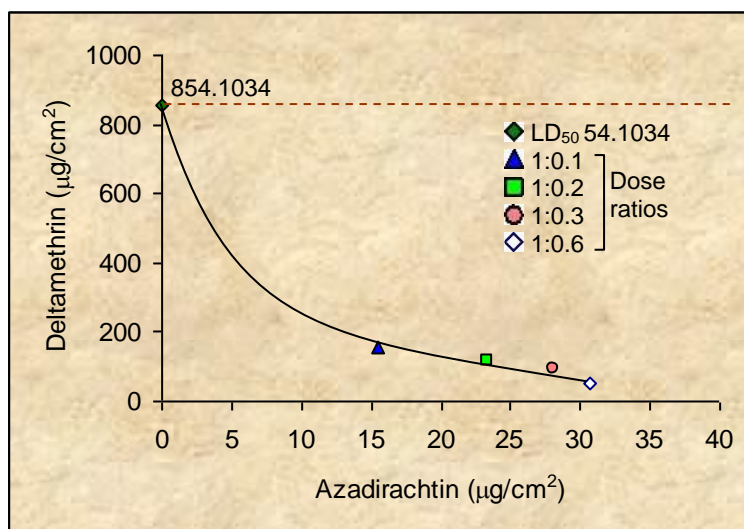
Insecticide	Life stage (Age)	Ratio of combination	LD <sub>50</sub> of combination ( $\mu\text{g}/\text{cm}^2$ )	LD <sub>50</sub> of insecticide ( $\mu\text{g}/\text{cm}^2$ )	LD <sub>50</sub> of Azadirachtin ( $\mu\text{g}/\text{cm}^2$ )	Co-toxicity coefficient	Reduction of a. i. %
Delta (RFM)	40day old larvae	1:0.1	99.5743	90.523	9.053	361.369	72.326
		1:0.2	80.3503	80.35035	16.071	407.119	75.438
		1:0.4	62.2873	44.491	17.797	735.254	86.391
		1:0.5	53.5309	35.688	17.844	916.615	89.091

**Table 21:** Effect of Deltamethrin with Azadirachtin ( $\mu\text{g}/\text{cm}^2$ ) on *A. diaperinus* adults of exposed to the treated filter paper for 72 hours.

Insecticide	Life stage (Age)	Ratio of combination	LD <sub>50</sub> of combination ( $\mu\text{g}/\text{cm}^2$ )	LD <sub>50</sub> of insecticide ( $\mu\text{g}/\text{cm}^2$ )	LD <sub>50</sub> of Azadirachtin ( $\mu\text{g}/\text{cm}^2$ )	Co-toxicity coefficient	Reduction of a. i. %
Delta (RFM)	Adults	1:0.1	171.097	155.543	15.554	549.111	81.789
		1:0.2	140.445	117.038	23.4076	729.765	86.297
		1:0.3	121.458	93.421	28.029	914.252	89.07
		1:0.6	81.6685	51.043	30.626	1673.302	94.025



**Fig 45:** Isobologram of Deltamethrin with Azadirachtin against the mature larvae of *A. diaperinus* for 72 h exposure in RFM test.



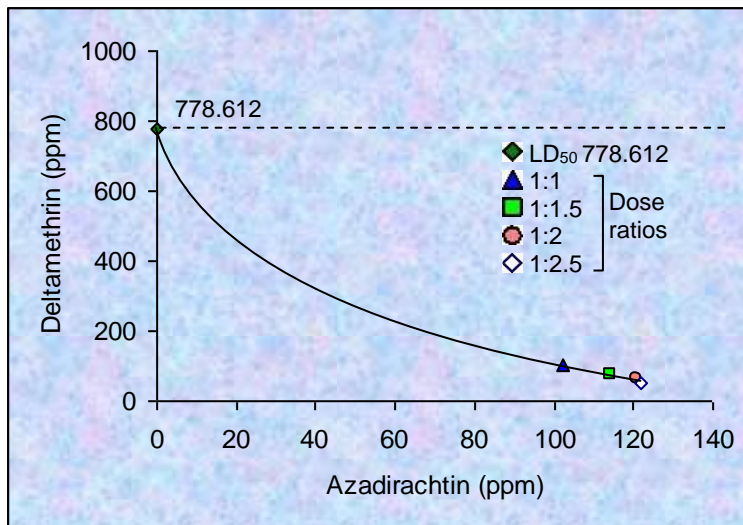
**Fig 46:** Isobologram of Deltamethrin with Azadirachtin against the adults of *A. diaperinus* for 72 h exposure in RFM test.

**Table 22:** Effect of Deltamethrin with Azadirachtin (ppm) on *A. diaperinus* 40 days old larvae exposed to treated food media for 72 hours.

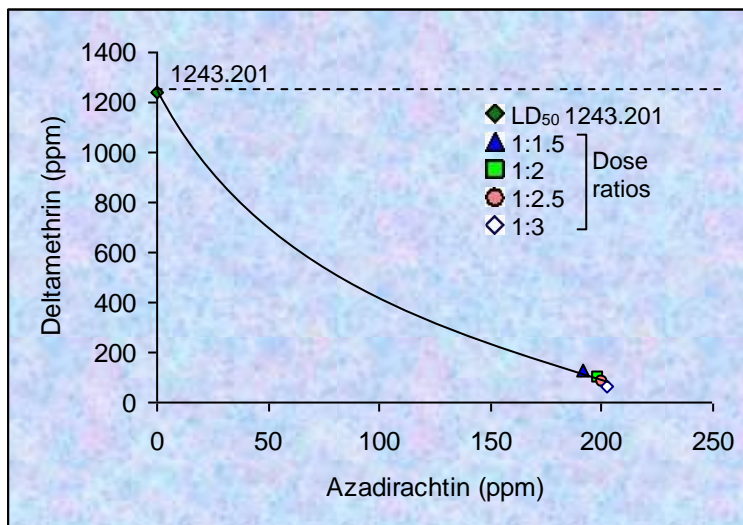
Insecticide	Life stage (Age)	Ratio of combination	LD <sub>50</sub> of combination (µg/cm <sup>2</sup> )	LD <sub>50</sub> of insecticide (µg/cm <sup>2</sup> )	LD <sub>50</sub> of Azadirachtin (µg/cm <sup>2</sup> )	Co-toxicity coefficient	Reduction of a. i. %
Delta (RFM)	40days old larvae	1:1	204.516	102.258	102.258	754.574	86.867
		1:1.5	190.458	76.18336	114.275	1022.028	90.216
		1:2	181.473	60.4911	120.982	1287.152	92.231
		1:2.5	170.833	48.809	122.024	1595.223	93.732

**Table 23:** Effect of Deltamethrin with Azadirachtin (ppm) on *A. diaperinus* adults exposed to treated food media for 72 hours.

Insecticide	Life stage (Age)	Ratio of combination	LD <sub>50</sub> of combination (µg/cm <sup>2</sup> )	LD <sub>50</sub> of insecticide (µg/cm <sup>2</sup> )	LD <sub>50</sub> of Azadirachtin (µg/cm <sup>2</sup> )	Co-toxicity coefficient	Reduction of a. i. %
Delta (RFM)	Adults	1:1.5	319.605	127.842	191.763	972.444	89.717
		1:2	298.659	99.553	199.106	1248.784	91.993
		1:2.5	280.222	80.064	200.159	1552.759	93.559
		1:3	269.419	67.354	202.064	1845.745	94.583



**Fig 47:** Isobologram of Deltamethrin with Azadirachtin against the mature larvae of *A. diaperinus* after 24 h exposure in TFM test.



**Fig 48:** Isobologram of Deltamethrin with Azadirachtin against the adults of *A. diaperinus* after 72 h exposure in TFM test.

### 5.3.2 Imidacloprid and Azadirachtin

#### RFM test

**For the mature larvae (40days old):** The lowest dose of Imidacloprid was  $30.94\mu\text{g}/\text{cm}^2$  for the mature larvae after 72 hours. Effects of different combined doses of Imidacloprid and Azadirachtin at the ratios of 1:1, 1:2, 1:3.5 and 1:5 have been estimated in Appendix Tables (126- 129) where the lowest dose of Imidacloprid was constant.

The dose concentrations were  $30.94, 15.47, 7.73, 3.87$  and  $1.93\mu\text{g}/\text{cm}^2$  at ratio 1:1;  $46.41, 23.21, 11.61, 5.81$  and  $2.91\mu\text{g}/\text{cm}^2$  at ratios of 1:2;  $69.61, 34.8, 17.4, 8.71$  and  $4.36\mu\text{g}/\text{cm}^2$  at ratio 1: 3.5; and  $92.82, 46.41, 23.2, 11.6$  and  $5.81\mu\text{g}/\text{cm}^2$  at ratio 1:5. The mortality percentage were recorded as 4 -52 % at 1:1; 4- 68 % at 1: 2; 8- 80 % at 1: 3.5; 12- 94 % at 1: 5 after 72 h of exposure. Highest mortality was recorded at the ratio of 1:5.

The  $\text{LD}_{50}$  values of the mixture (Imidacloprid + Azadirachtin) were recorded after 72h as  $27.63, 22.63, 23.08$  and  $23.43\mu\text{g}/\text{cm}^2$  at the ratio 1:1, 1:2, 1:3.5 and 1:5 respectively.

$\text{LD}_{50}$  values along with 95% confidence limits, regression equations and chi-squared values have been estimated in the Table 24. Regression lines of different ratios on log probit mortality and the log dose concentrations have been plotted as in the Fig. 49.

**For adults:** The lowest dose of Imidacloprid was  $1237.62\mu\text{g}/\text{cm}^2$  for the adults after 72 hours. Effects of different combined doses of Imidacloprid and Azadirachtin at the ratios of 1:0.02, 1:0.05, 1:0.1 and 1:0.2 have been estimated in Appendix Tables (130- 133) where the lowest dose of Imidacloprid was constant.

The dose concentration were  $631.19, 315.51, 157.72, 78.81$  and  $39.45\mu\text{g}/\text{cm}^2$  at ratio 1:0.02;  $649.76, 324.88, 162.44, 81.22$  and  $40.61\mu\text{g}/\text{cm}^2$  at ratio 1:0.05;  $680.61, 340.35, 170.18, 85.089$  and  $42.55\mu\text{g}/\text{cm}^2$  at ratio 1: 0.1; and  $742.572, 371.286, 185.643, 92.822$  and  $46.42\mu\text{g}/\text{cm}^2$  at ratio 1:0.2. The mortality percentage were recorded as 4 -50 % at 1:0.02; 4- 62 % at 1: 0.05; 6-76 % at 1: 0.1; 10- 90 % at 1: 0.2 after 72 h of exposure. Highest mortality was recorded at the ratio of 1:0.2.

The  $\text{LD}_{50}$  values of the mixture (Imidacloprid + Azadirachtin) were recorded after 72h as  $565.929, 386.025, 291.578$  and  $187.428\mu\text{g}/\text{cm}^2$  at the ratio 1:0.02, 1:0.05, 1:0.1 and 1:0.2 respectively.

$\text{LD}_{50}$  values along with 95% confidence limits, regression equations and chi-squared values have been estimated in the Table 25. Regression lines of different ratios on log probit mortality and the log dose concentrations have been plotted as in the Fig. 50.

### TFM test

**For the mature larvae (40 days old):** The lowest dose of Imidacloprid was 25ppm for the mature larvae after 72 hours exposure. Effects of different combined doses of Imidacloprid and Azadirachtin at the ratios of 1:20, 1:25, 1:30 and 1:35 have been estimated in Appendix Tables (134-137) where the lowest dose of Imidacloprid was constant. The dose concentrations were 262.5, 131.25, 65.63, 32.82 and 16.41ppm at ratio 1:20; 325, 162.5, 81.25, 40.63 and 20.32ppm at ratio 1:25; 387.5, 193.75, 96.88, 48.44 and 24.22ppm at ratio 1: 30; and 512.5, 256.25, 128.125, 64.063 and 32.032ppm at ratio 1:35. The mortality percentage were recorded as 6 -58 % at 1:20; 6- 62 % at 1: 25; 8- 60 % at 1: 30; 12- 82 % at 1:35 after 72 h of exposure. Highest mortality was found at the ratio of 1:35.

The LD<sub>50</sub> values of the mixture (Imidacloprid + Azadirachtin) were recorded after 72h as 154.075, 173.401, 199.078 and 206.221ppm at the ratio 1:20, 1:25, 1:30 and 1:35 respectively.

LD<sub>50</sub> values along with 95% confidence limits, regression equations and chi-squared values have been estimated in the Table 26. Regression lines of different ratios on log probit mortality and the log dose concentrations have been plotted as in the Fig. 51.

**For adults:** The lowest dose of Imidacloprid was 62.5ppm for the adults after 72 hours exposure. Effects of different combined doses of Imidacloprid and Azadirachtin at the ratios of 1:10, 1:12, 1:15 and 1:20 have been estimated in Appendix Tables (138-141) where the lowest dose of Imidacloprid was constant. The dose concentration was 343.75, 171.88, 85.93, 42.96 and 21.48 ppm at ratio 1:10; 406.25, 203.13, 101.57, 50.79 and 25.31 ppm at ratio 1:12; 500, 250, 125, 62.5 and 31.25 ppm at ratio 1:15; and 656.25, 328.13, 164.07, 82.04 and 41.02ppm at ratio 1:20. The mortality percentage were recorded as 6-58 % at 1:10; 6- 64 % at 1:12; 10- 78 % at 1: 15; 14- 88 % at 1:20 after 72 h of exposure. Then the highest mortality was recorded at the ratio of 1:0.2.

The LD<sub>50</sub> values of the mixture (Imidacloprid + Azadirachtin) were recorded after 72h as 192.31, 195.07, 202.54 and 213.92ppm at the ratios of 1:10, 1:12, 1:15 and 1:20 respectively.

LD<sub>50</sub> values along with 95% confidence limits, regression equations and chi-squared values have been estimated in the Table 27. Regression lines of different ratios on log probit mortality and the log dose concentrations have been plotted as in the Fig. 52.

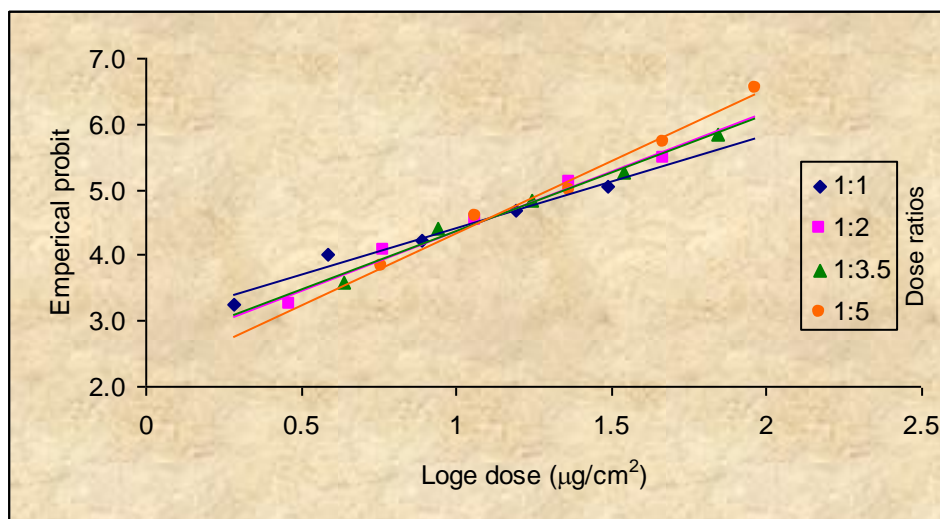


**Table 24:** LD<sub>50</sub> , 95% confidence limits and regression equations for combined action of Imidacloprid with Azadirachtin against the mature larvae (40 days old) of *A. diaperinus* exposed to the treated filter paper for 72 hours.

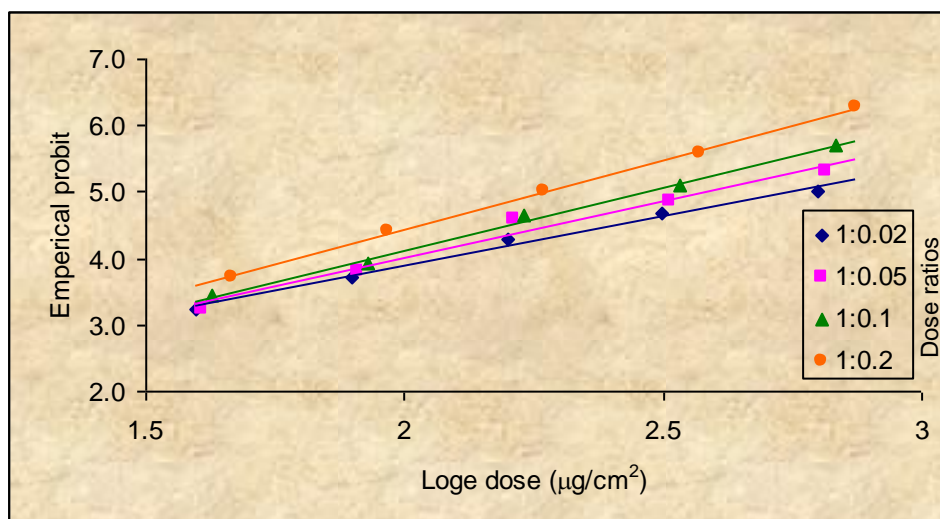
Insecticide	Life stage (Age)	Ratio of combination	LD <sub>50</sub> of combination (µg/cm <sup>2</sup> )	Regression equation	95% confidence limit		Chi-square value (3df)
					Lower (µg/cm <sup>2</sup> )	Upper (µg/cm <sup>2</sup> )	
Imida (RFM)	40days old larvae	1:1	27.6276	Y=3.06716+1.3409X	17.4984	43.6201	1.0177
		1:2	22.6298	Y=2.67535+1.7161X	17.4190	29.3994	1.1164
		1:3.5	23.0778	Y=2.69867+1.6882X	18.1648	29.3196	1.1714
		1:5	23.4284	Y=2.20223+2.1352X	16.8281	24.8016	1.4074

**Table 25:** LD<sub>50</sub> , 95% confidence limits and regression equations for combined action of Imidacloprid with Azadirachtin against the adults of *A. diaperinus* exposed to the treated filter paper for 72 hours.

Insecticide	Life stage (Age)	Ratio of combination	LD <sub>50</sub> of combination (µg/cm <sup>2</sup> )	Regression equation	95% confidence limit		Chi-square value (3df)
					Lower (µg/cm <sup>2</sup> )	Upper (µg/cm <sup>2</sup> )	
Imida (RFM)	Adults	1:0.02	565.929	Y=1.0771+1.42507X	367.363	871.823	0.6698
		1:0.05	386.025	Y=0.81953+1.6161X	285.004	522.854	1.9419
		1:0.1	291.578	Y=0.35236+1.8856X	231.325	367.526	0.2822
		1:0.2	187.428	Y=0.36995+2.0372X	153.296	229.161	0.1145



**Fig 49:** Regression lines of different combined doses of Imidacloprid and Azadirachtin against the mature larvae (40 days old) of *A. diaperinus* exposed to the treated filter paper for 72 hours.



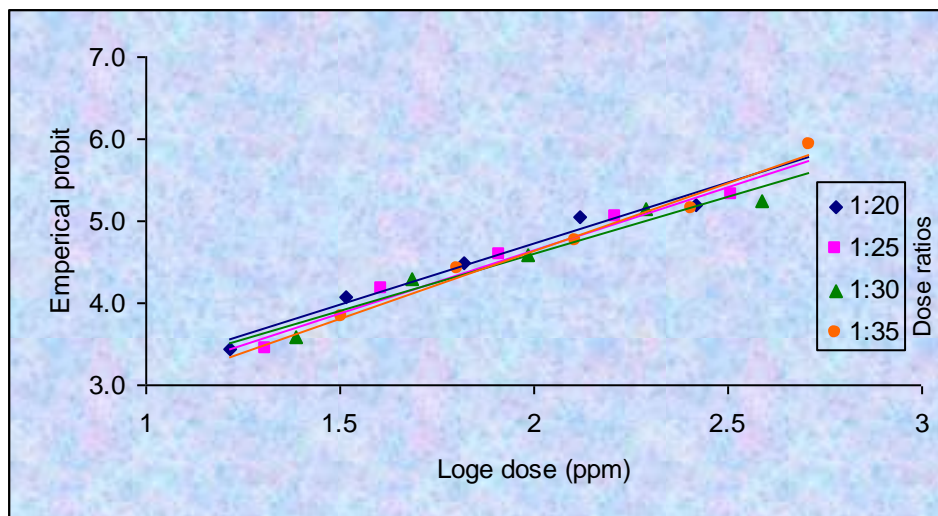
**Fig 50:** Regression lines of different combined doses of Imidacloprid and Azadirachtin against the adults of *A. diaperinus* exposed to the treated filter paper for 72 hours.

**Table 26:** LD<sub>50</sub> , 95% confidence limits and regression equations for combined action of Imidacloprid with Azadirachtin against the mature larvae (40 days old) of *A. diaperinus* exposed to the treated flour medium for 72 hours.

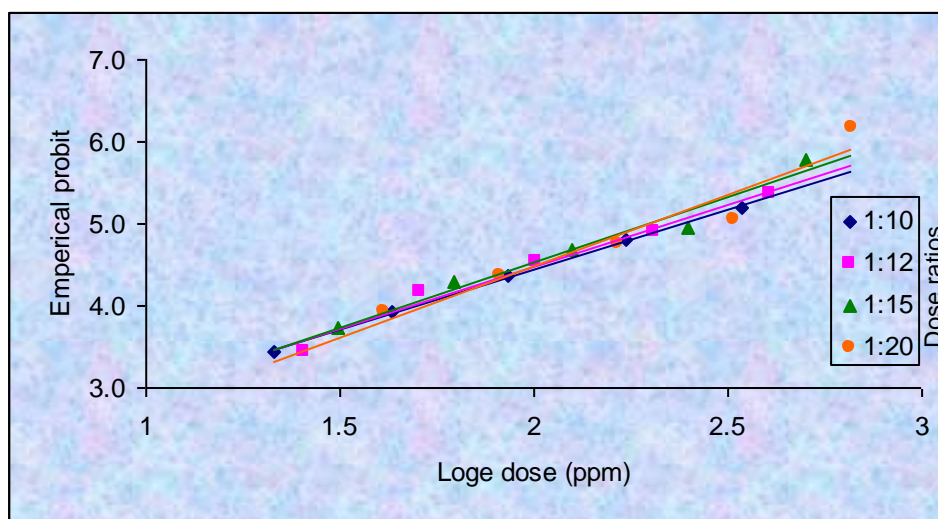
Insecticide	Life stage (Age)	Ratio of combination	LD <sub>50</sub> of combination (µg/cm <sup>2</sup> )	Regression equation	95% confidence limit		Chi-square value (3df)
					Lower (µg/cm <sup>2</sup> )	Upper (µg/cm <sup>2</sup> )	
Imida (TFM)	40days old larvae	1:20	154.075	Y=1.8619+1.43437X	109.829	216.145	1.9620
		1:25	173.401	Y=1.73566+1.4579X	126.101	238.447	1.2874
		1:30	199.078	Y=1.97909+1.3139X	140.733	281.612	2.3854
		1:35	206.221	Y=1.42719+1.6014X	132.813	218.164	1.4694

**Table 27:** LD<sub>50</sub> , 95% confidence limits and regression equations for combined action of Imidacloprid with Azadirachtin against the adults of *A. diaperinus* exposed to the treated flour medium for 72 hours.

Insecticide	Life stage (Age)	Ratio of combination	LD <sub>50</sub> of combination (µg/cm <sup>2</sup> )	Regression equation	95% confidence limit		Chi-square value (3df)
					Lower (µg/cm <sup>2</sup> )	Upper (µg/cm <sup>2</sup> )	
Imida (TFM)	Adults	1:10	192.397	Y=1.5269+1.4612X	165.689	342.338	1.144E-02
		1:12	195.061	Y=1.5717+1.45264X	165.179	317.677	0.7829
		1:15	202.539	Y=1.39435+1.5632X	154.979	264.694	2.0904
		1:20	213.915	Y=1.16248+1.6468X	167.861	272.604	4.4933



**Fig 51:** Regression lines of different combined doses Imidacloprid and Azadirachtin against the mature larvae (40 days old) of *A. diaperinus* exposed to the treated flour medium for 72 hours.



**Fig 52:** Regression lines of different combined doses Imidacloprid and Azadirachtin against the adults of *A. diaperinus* exposed to the treated flour medium for 72 hours.

### 5.3.2.1 Synergistic action of Imidacloprid+ Azadirachtin:

The LD<sub>50</sub> values of Imidacloprid alone was calculated as 109.14µg/cm<sup>2</sup> for larvae (40 days old), and 2215.1µg/cm<sup>2</sup> for adults of exposure on treated filter paper. In case of treated food media the LD<sub>50</sub> values were 108.75ppm and 221.97ppm for larvae and adults respectively after 72 hours exposure.

The shares of Imidacloprid in the LD<sub>50</sub> values of mixture have been separated (Table 28-31).The co-toxicity coefficient was determined as 790.13, 1446.82, 2128.46 and 2795.79 for larvae at the ratios 1:1, 1:2, 1:3.5, 1:5 and 399.23, 602.41, 835.64 and 1418.16 for adults at the ratio 1:0.02, 1:0.05, 1:0.1 and 1:0.2 in RFM test respectively. And in case of TFM test the co-toxicity coefficient were 1482.23, 1630.67, 1693.42 and 1898.56 for larvae at the ratios 1:20, 1:25, 1:30 and 1:35 and 1269.05, 1479.31, 1753.59 and 2179.07 for adults at the ratios of 1:10, 1:12, 1:15 and 1:20 respectively.

The co-toxicity coefficients of mixtures of each ratio were greater than 100, following the principle of Sun and Johnson (1960). These values indicated that Imidacloprid + Azadirachtin offered synergistic action to the adults and larvae in the exposure period 72 hours in both RFM and TFM tests. Larvae were found more susceptible than adults in the TFM test. But in RFM test adults were more susceptible than larvae.

The free hand curve fitting of isobolograms (Fig 53-56) have run below when the exposure period was 72 hours in both RFM and TFM tests.

#### RFM test

The LD<sub>50</sub> values of Imidacloprid for mature larvae was recorded 109.14µg/cm<sup>2</sup> for 72 hours exposure to the treated filter paper, but in the mixture, the LD<sub>50</sub> value of Imidacloprid was 13.82, 7.55, 5.13 and 3.91µg/cm<sup>2</sup> while that of azadirachtin were 13.82, 15.09, 17.94 and 19.53µg/cm<sup>2</sup> which gave the ratios of 1:1, 1:2, 1:3.5 and 1:5 respectively. Azadirachtin when combined with Imidacloprid reduced the doses of the insecticide at the levels of 87.35%, 93.09%, 95.31%and 96.43% respectively (Table-28).

The LD<sub>50</sub> value for adults has been recorded 2215.1µg/cm<sup>2</sup> after 72 hours of exposure to the treated filter paper, but in the mixture, the LD<sub>50</sub> value of Imidacloprid was 554.84, 367.65, 265.08 and 156.11µg/cm<sup>2</sup> while that of azadirachtin were 11.01, 18.39, 26.51 and 31.24µg/cm<sup>2</sup> which gave the ratios of

1:0.02, 1:0.05, 1:0.1 and 1:0.2 respectively. Azadirachtin when combined with Imidacloprid reduced the doses of the insecticide at the levels of 74.96%, 83.41%, 88.04% and 92.95% respectively (Table-29).

15.09 $\mu\text{g}/\text{cm}^2$  azadirachtin was needed for 93% dose reduction, but 31.24 $\mu\text{g}/\text{cm}^2$  azadirachtin was needed for 92% percentage dose reduction, which was highest for adults. So larvae were more susceptible than adults at the RFM test.

### **TFM test**

LD<sub>50</sub> value of Imidacloprid for mature larvae (40 days old larvae) after 72 hours of exposure on treated food media was 108.75ppm but in the mixture, the LD<sub>50</sub> values of Imidacloprid was 7.34, 6.67, 6.43 and 5.73ppm at the ratio 1:1, 1:1.5, 1:2 and 1:2.5, when azadirachtin caused the reduction of the doses at the levels of 93.26%, 93.87%, 94.01% and 94.73% respectively (Table-30). The share of azadirachtin were 146.74, 166.74, 192.66 and 200.41ppm.

LD<sub>50</sub> value of Imidacloprid for adults after 72 hours of exposure on treated food media was 221.97ppm, but in the mixture, the LD<sub>50</sub> values of Imidacloprid were 17.41, 15.01, 12.66 and 10.19ppm at the ratio 1:1.5, 1:2, 1:2.5 and 1:3, when Azadirachtin caused reduction of the dose at the level of 92.13%, 93.25%, 94.21% and 95.42% respectively (Table-31). The share of azadirachtin were 174.91, 180.06, 189.89 and 203.73ppm.

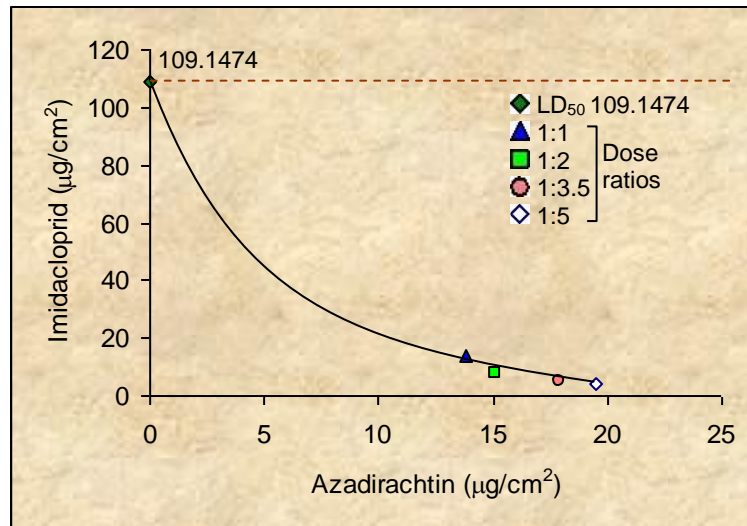
200.41ppm Azadirachtin was required for 94% reduction of the doses, which was the highest for larvae but 189.89 ppm Azadirachtin was needed for 94% dose reduction for adults. So adults were more susceptible than larvae in the TFM test.

**Table 28:** Effect of Imidacloprid with the Azadirachtin ( $\mu\text{g}/\text{cm}^2$ ) on *A. diaperinus* 40 days old larvae exposed to treated filter paper for 72 hours.

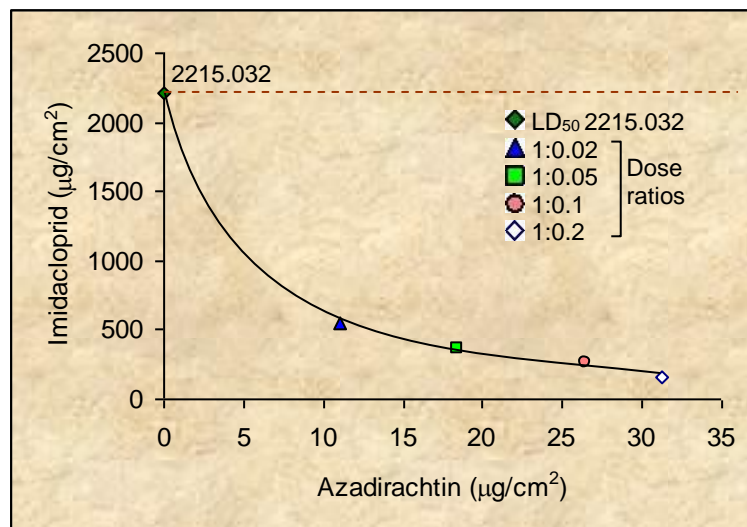
Insecticide	Life stage (Age)	Ratio of combination	LD <sub>50</sub> of combination ( $\mu\text{g}/\text{cm}^2$ )	LD <sub>50</sub> of insecticide ( $\mu\text{g}/\text{cm}^2$ )	LD <sub>50</sub> of Azadirachtin ( $\mu\text{g}/\text{cm}^2$ )	Co-toxicity coefficient	Reduction of a. i. %
Imida (RFM)	40days old larvae	1:1	27.6276	13.8138	13.813	790.122	87.344
		1:2	22.6298	7.5432	15.086	1446.811	93.089
		1:3.5	23.0778	5.128	17.94	2128.459	95.302
		1:5	23.4284	3.904	19.523	2795.784	96.424

**Table 29:** Effect of Imidacloprid with Azadirachtin ( $\mu\text{g}/\text{cm}^2$ ) on *A. diaperinus* adults exposed to treated filter paper for 72 hours.

Insecticide	Life stage (Age)	Ratio of combination	LD <sub>50</sub> of combination ( $\mu\text{g}/\text{cm}^2$ )	LD <sub>50</sub> of insecticide ( $\mu\text{g}/\text{cm}^2$ )	LD <sub>50</sub> of Azadirachtin ( $\mu\text{g}/\text{cm}^2$ )	Co-toxicity coefficient	Reduction of a. i. %
Imida (RFM)	Adults	1:0.02	565.929	554.832	11.096	399.226	74.952
		1:0.05	386.025	367.644	18.3821	602.494	83.403
		1:0.1	291.578	265.072	26.508	835.635	88.034
		1:0.2	187.428	156.191	31.239	1418.156	92.949



**Fig 53:** Isobologram of Imidacloprid with Azadirachtin against the mature larvae of *A. diaperinus* after 72 h exposure in RFM test.



**Fig 54:** Isobologram of Imidacloprid with Azadirachtin against the adults of *A. diaperinus* after 72 h exposure in RFM test.

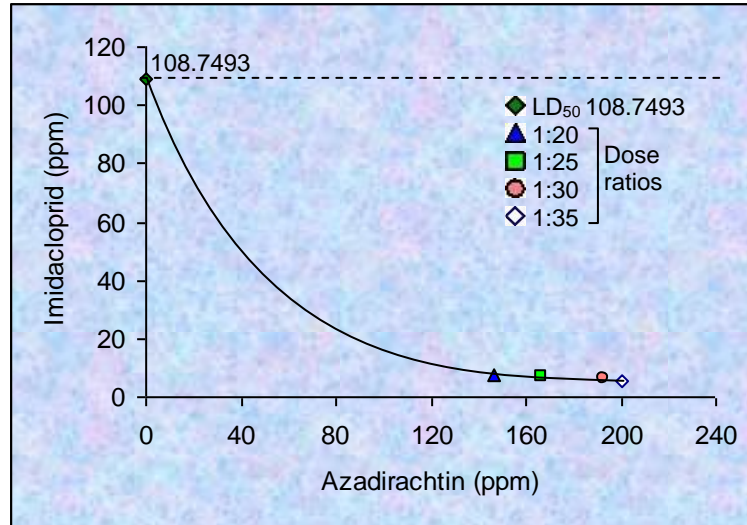


**Table 30:** Effect of Imidacloprid with Azadirachtin (ppm) on *A. diaperinus* 40 days old larvae after 72 hours' exposure to treated flour medium.

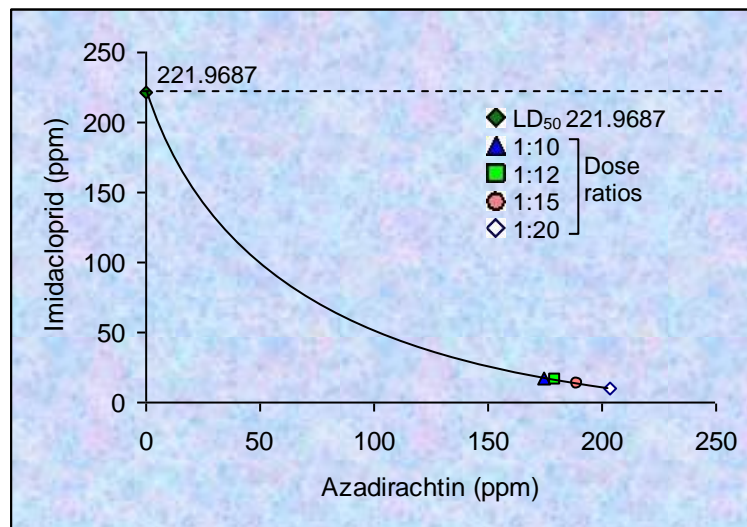
Insecticide	Life stage (Age)	Ratio of combination	LD <sub>50</sub> of combination (ppm)	LD <sub>50</sub> of insecticide (ppm)	LD <sub>50</sub> of Azadirachtin (ppm)	Co-toxicity coefficient	Reduction of a. i. %
Imida (TFM)	40days old larvae	1:20	154.075	7.33692	146.738	1482.221	93.254
		1:25	173.401	6.669	166.732	1630.669	93.867
		1:30	199.078	6.4219	192.657	1693.414	94.094
		1:35	206.220	5.7283	200.492	1898.557	94.733

**Table 31:** Effect of Imidacloprid with Azadirachtin (ppm) on *A. diaperinus* adults after 72 hours' exposure to treated flour medium.

Insecticide	Life stage (Age)	Ratio of combination	LD <sub>50</sub> of combination (ppm)	LD <sub>50</sub> of insecticide (ppm)	LD <sub>50</sub> of Azadirachtin (ppm)	Co-toxicity coefficient	Reduction of a. i. %
Imida (TFM)	Adults	1:10	192.397	17.491	174.908	1269.046	92.121
		1:12	195.061	15.004	180.056	1479.397	93.241
		1:15	202.539	12.658	189.881	1753.585	94.298
		1:20	213.915	10.1864	203.721	2179.069	95.411



**Fig 55:** Isobologram of Imidacloprid with Azadirachtin against the mature larvae of *A. diaperinus* after 72 h exposure in TFM test.



**Fig 56:** Isobologram of Imidacloprid with Azadirachtin against the adults of *A. diaperinus* after 72 h exposure in TFM test.

### 5.3.3 Thiodicarb and Azadirachtin

#### A. RFM test

**For the mature larvae (40days old):** The lowest dose of Thiodicarb was  $9.95\mu\text{g}/\text{cm}^2$  for the mature larvae after 72 hours exposure. Effects of different combined doses of Thiodicarb and Azadirachtin viz., the ratios of 1:3, 1:7, 1:10 and 1:15 have been estimated in Appendix Tables (179-182) where the lowest dose of Thiodicarb was constant. The dose concentrations were 19.9, 9.95, 4.98, 2.49, and  $1.25\mu\text{g}/\text{cm}^2$  at ratio 1:3; 39.8, 19.9, 9.95, 4.98, and  $2.49\mu\text{g}/\text{cm}^2$  at ratio 1:7; 54.73, 27.37, 13.69, 6.85 and  $3.43\mu\text{g}/\text{cm}^2$  at ratio 1: 10; and 79.6, 39.8, 19.9, 9.95 and  $4.98\mu\text{g}/\text{cm}^2$  at ratio 1:15. The mortality percentage were recorded as 2-38 % at 1:3; 4- 54 % at 1: 7; 6- 54 % at 1: 10; 10- 64 % at 1: 15 after 72 h of exposure. Highest mortality was recorded at the ratio of 1:15.

The  $\text{LD}_{50}$  values of the mixture (Thiodicarb + Azadirachtin) were recorded after 72h as 30.94, 34.31, 37.36 and  $44.49\mu\text{g}/\text{cm}^2$  at the ratio 1:3, 1:7, 1:10 and 1:15 respectively.

$\text{LD}_{50}$  values along with 95% confidence limits, regression equations and chi-squared values have been estimated in the Table 32. Regression lines of different ratios on log probit mortality and the log dose concentrations have been plotted as in the Fig. 57.

**For adults:** The lowest dose of Thiodicarb was  $26.52\mu\text{g}/\text{cm}^2$  for the adults after 72 hours exposure. Effects of different combined doses of Thiodicarb and Azadirachtin at the ratios of 1:2, 1:4, 1:6 and 1:10 have been estimated in Appendix Tables (183-186) where the lowest dose of Thiodicarb was constant. The dose concentrations were 39.78, 19.89, 9.95, 4.98 and  $2.49\mu\text{g}/\text{cm}^2$  at ratio 1:2; 66.3, 33.15, 16.58, 8.29 and  $4.15\mu\text{g}/\text{cm}^2$  at ratio 1:4; 680.61, 340.35, 170.18, 85.09 and  $42.55\mu\text{g}/\text{cm}^2$  at ratio 1: 6; and , 92.82, 46.41, 23.21, 11.61 and,  $5.81\mu\text{g}/\text{cm}^2$  at ratio 1:10. The mortality percentage were recorded as 4 -54 % at 1:2; 4- 60 % at 1: 4; 6-68 % at 1: 6; 12- 94 % at 1: 10 after 72 h of exposure. Highest mortality was found at the ratio of 1:10.

The  $\text{LD}_{50}$  values of the mixture (Thiodicarb + Azadirachtin) were recorded after 72h as 36.89, 46.93, 47.18 and  $50.23\mu\text{g}/\text{cm}^2$  at the ratio 1:2, 1:4, 1:6 and 1:10 respectively.

$\text{LD}_{50}$  values along with 95% confidence limits, regression equations and chi-squared values have been estimated in the Table 33. Regression lines of different ratios on log probit mortality and the log dose concentrations have been plotted as in the Fig. 58.

## B. TFM test

**For the mature larvae (40days old):** The lowest dose of Thiodicarb was 8ppm for the mature larvae after 72 hours exposure. Effects of different combined doses of Thiodicarb and Azadirachtin at the ratios of 1:20, 1:40, 1:60 and 1:80 have been estimated in Appendix Tables (187-190) where the lowest dose of Thiodicarb was constant. The dose concentrations were 84, 42, 21, 10.5 and 5.25ppm at ratio 1:20; 164, 82, 41, 20.5 and 10.25ppm at ratio 1:40; 244, 122, 61, 30.5 and 15.25ppm at ratio 1: 60; and 324, 162, 81, 40.5 and 20.25ppm at ratio 1:80. The mortality percentage were recorded as 2-34 % at 1:20; 4- 52 % at 1:40; 4- 52 % at 1: 60; 8- 54 % at 1: 80 after 72 h of exposure. Then the highest mortality observed at the ratio of 1:15.

The LD<sub>50</sub> values of the mixture (Thiodicarb + Azadirachtin) were recorded after 72h as 131.21, 165.26, 222.81 and 238.41 ppm at the ratios 1:20, 1:40, 1:60 and 1:80 respectively.

LD<sub>50</sub> values along with 95% confidence limits, regression equations and chi-squared values have been estimated in the Table 34. Regression lines of different ratios on log probit mortality and the log dose concentrations have been plotted as in the Fig. 59.

**For adults:** The lowest dose of Thiodicarb was 40ppm for the adults after 72 hours exposure. Effects of different combined doses of Thiodicarb and Azadirachtin at the ratios of 1:10, 1:20, 1:25 and 1:30 have been estimated in Appendix Tables (191-194) where the lowest dose of Thiodicarb was constant. The dose concentrations was 220, 110, 55, 27.5 and 13.75ppm at ratio 1:10; 420, 210, 105, 52.5 and 26.25ppm at ratio 1:20; 520, 260, 130, 65 and 32.5ppm at ratio 1: 25; and 620, 310, 155, 77.5 and 38.75ppm at ratio 1:30. The mortality percentage were recorded as 2-54 % at 1:10; 6- 64 % at 1: 20; 10-76 % at 1: 25; 14- 86 % at 1: 30 after 72 h of exposure. Then the highest mortality observed at the ratio of 1:30.

The LD<sub>50</sub> values of the mixture (Thiodicarb + Azadirachtin) were recorded after 72h as 193.75, 245.89, 251.91 and 262.96ppm at the ratio 1:10, 1:20, 1:25 and 1:30 respectively.

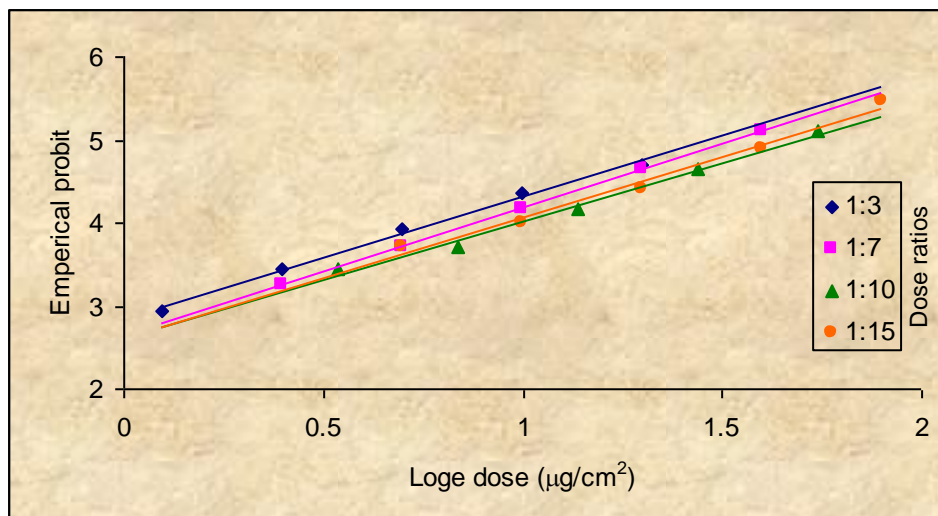
LD<sub>50</sub> values along with 95% confidence limits, regression equations and chi-squared values have been estimated in the Table 35. Regression lines of different ratios on log probit mortality and the log dose concentrations have been plotted as in the Fig. 60.

**Table 32:** The LD<sub>50</sub> values, 95% confidence limits and regression equations for combined action of Thiodicarb with Azadirachtin against the mature larvae (40 days old) of *A. diaperinus* exposed to the treated filter paper for 72 hours.

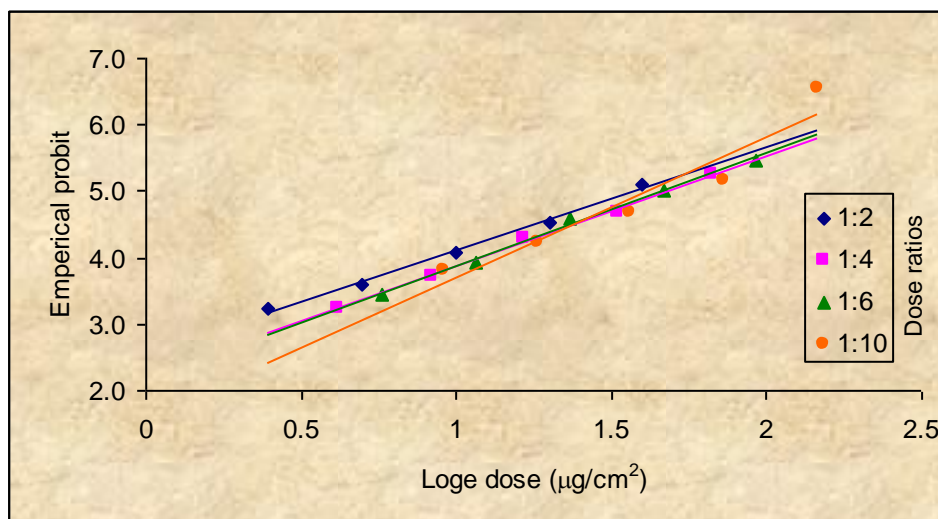
Insecticide	Life stage (Age)	Ratio of combination	LD <sub>50</sub> of combination (µg/cm <sup>2</sup> )	Regression equation	95% confidence limit		Chi-square value (3df)
					Lower (µg/cm <sup>2</sup> )	Upper (µg/cm <sup>2</sup> )	
Thiodi (RFM)	40days old larvae	1:3	30.938	Y=2.91112+1.4014X	16.528	57.911	0.2131
		1:7	34.399	Y=2.6438+1.53339X	23.214	50.973	2.28E-03
		1:10	37.352	Y=2.5691+1.43837X	31.996	74.974	0.31664
		1:15	44.489	Y=2.5582+1.4814X	32.354	61.175	0.72232

**Table 33:** LD<sub>50</sub>, 95% confidence limits and regression equations for combined action of Thiodicarb with Azadirachtin against the adults of *A. diaperinus* exposed to the treated filter paper for 72 hours.

Insecticide	Life stage (Age)	Ratio of combination	LD <sub>50</sub> of combination (µg/cm <sup>2</sup> )	Regression equation	95% confidence limit		Chi-square value (3df)
					Lower (µg/cm <sup>2</sup> )	Upper (µg/cm <sup>2</sup> )	
Thiodi (RFM)	Adults	1:2	36.8874	Y=2.52848+1.5773X	24.6973	55.094	0.30118
		1:4	46.9241	Y=2.19847+1.6761X	34.0269	64.709	0.18756
		1:6	47.1742	Y=2.22991+1.6550X	35.7342	62.276	0.50551
		1:10	50.2256	Y=1.70922+1.9879X	36.8131	55.561	6.52993



**Fig 57:** Regression lines of different combined doses Thiodicarb and Azadirachtin against the mature larvae (40 days old) of *A. diaperinus* exposed to the treated filter paper for 72 hours.



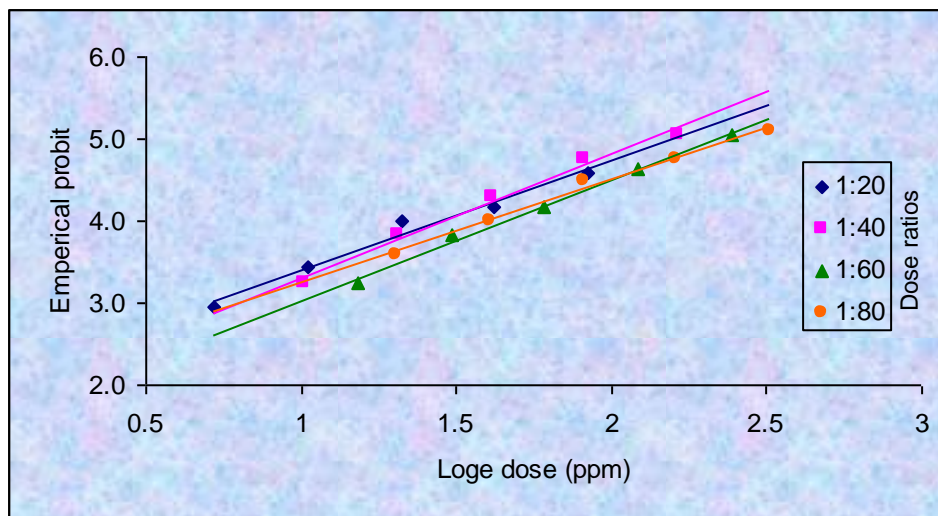
**Fig 58:** Regression lines of different combined doses Thiodicarb and Azadirachtin against the adults of *A. diaperinus* exposed to the treated filter paper for 72 hours.

**Table 34:** LD<sub>50</sub> , 95% confidence limits and regression equations for combined action of Thiodicarb with Azadirachtin against the mature larvae (40 days old) of *A. diaperinus* exposed to the treated flour medium for 72 hours.

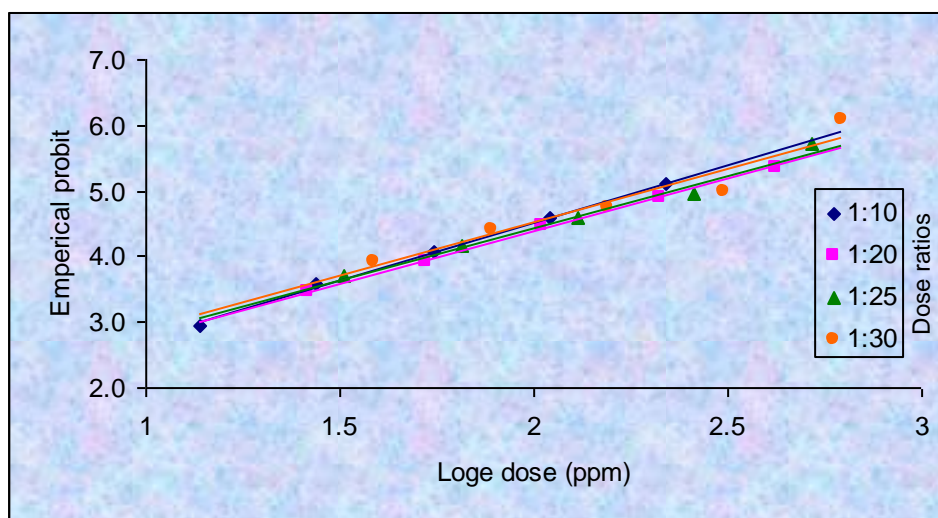
Insecticide	Life stage (Age)	Ratio of combination	LD <sub>50</sub> of combination (ppm)	Regression equation	95% confidence limit		Chi-square value (3df)
					Lower (ppm)	Upper (ppm)	
Thiodi (TFM)	40days old larvae	1:20	131.202	Y=2.2167+1.23253X	78.1799	419.982	0.8781
		1:40	165.254	Y=1.9328+1.43279X	91.3928	209.145	0.488
		1:60	222.803	Y=1.6316+1.43462X	144.402	343.771	.16888
		1:80	238.401	Y=2.06356+1.2172X	161.955	412.277	.37974

**Table 35:** LD<sub>50</sub> , 95% confidence limits and regression equations for combined action of Thiodicarb with Azadirachtin against the adults of *A. diaperinus* exposed to the treated flour medium for 72 hours.

Insecticide	Life stage (Age)	Ratio of combination	LD <sub>50</sub> of combination (ppm)	Regression equation	95% confidence limit		Chi-square value (3df)
					Lower (ppm)	Upper (ppm)	
Thiodi (TFM)	Adults	1:10	193.748	Y=1.0883+1.71022X	134.993	278.076	8.225632E-02
		1:20	245.889	Y=1.2619+1.56353X	180.381	335.187	0.1316
		1:25	251.999	Y=1.3067+1.56132X	176.023	305.774	1.1306
		1:30	262.954	Y=1.40099+1.5526X	160.545	269.362	4.7118



**Fig 59:** Regression lines of different combined doses Thiodicarb and Azadirachtin against the mature larvae (40 days old) of *A. diaperinus* exposed to the treated flour medium for 72 hours.



**Fig 60:** Regression lines of different combined doses Thiodicarb and Azadirachtin against the adults of *A. diaperinus* exposed to the treated flour medium for 72 hours.



### 5.3.3.1 Synergistic action of Thiodicarb + Azadirachtin

The LD<sub>50</sub> value of Thiodicarb alone was calculated as 45.631µg/cm<sup>2</sup> for larvae (40 days old), and 134.34µg/cm<sup>2</sup> for adults of exposure on treated filter paper. The LD<sub>50</sub> values were 17.68ppm and 53.31ppm for larvae and adults respectively after 72 hours exposure to the treated food media.

The shares of Thiodicarb in the LD<sub>50</sub> value of mixture have been separated (Table 36-39). The co-toxicity coefficient was determined as 589.93, 1061.44, 1344.07 and 1641.41 for larvae at the ratios of 1:3, 1:7, 1:10 and 1:15 and 1092.51, 1431.54, 1996.06 and 2945.94 for adults at the ratios of 1:2, 1:4, 1:6 and 1:10 on RFM test respectively. In TFM test the co-toxicity coefficient were 282.84, 438.41, 483.88 and 600.25 for larvae at the ratios of 1:20, 1:40, 1:60 and 1:80 and 302.66, 455.27, 550.11 and 628.48 for adults at the ratios of 1:10, 1:20, 1:25 and 1:30 respectively.

The co-toxicity coefficients of mixtures of each ratio are greater than 100, following the principle of Sun and Johnson (1960). These values indicated that Thiodicarb + Azadirachtin offered synergistic action on both adults and larvae in the exposure period of 72 hours in both RFM and TFM tests. Adults were more susceptible than larvae in TFM test. But in RFM test larvae were more susceptible than adults.

The free hand curve fitting of isobolograms (Fig 61-64) has run below when the exposure period was 72 hours in both RFM and TFM tests.

#### RFM test

The LD<sub>50</sub> value of Thiodicarb for mature larvae was recorded 45.64µg/cm<sup>2</sup> after 72 hours exposure to treated filter paper, but in the mixture, the LD<sub>50</sub> value of Thiodicarb was 7.74, 4.21, 3.31 and 2.78µg/cm<sup>2</sup> while those of azadirachtin were 23.21, 30.01, 33.96 and 41.71µg/cm<sup>2</sup> which gave the ratios of 1:1, 1:2, 1:3.5 and 1:5 respectively. Azadirachtin when combined with Thiodicarb reduced the doses of the insecticide at the levels of 83.05%, 90.58%, 92.56% and 93.91% respectively (table-36).

The LD<sub>50</sub> value for adults has been recorded 134.34µg/cm<sup>2</sup> after 72 hours of exposure on treated filter paper, but in the mixture, the LD<sub>50</sub> values of Thiodicarb were 12.21, 9.39, 6.73 and 4.56µg/cm<sup>2</sup> while those of azadirachtin were 24.591, 37.539, 40.435 and 45.659µg/cm<sup>2</sup> at the ratios of 1:2, 1:4, 1:6 and 1:10 respectively.

Azadirachtin when combined with Thiodicarb reduced the doses of the insecticide at the levels of 90.85%, 93.11% 94.99% and 96.61% respectively (table-37).

41.71 $\mu\text{g}/\text{cm}^2$  azadirachtin was required for 93% dose reduction which was the highest for larvae. On the otherhand, 40.44  $\mu\text{g}/\text{cm}^2$  azadirachtin was needed for 94.99% dose reduction for adults. So, adults were more susceptible than larvae in the RFM test.

#### **TFM test**

LD<sub>50</sub> value of Thiodicarb for mature larvae (40 days old larvae) after 72 hours of exposure to treated food media was 17.68ppm but in the mixture, the LD<sub>50</sub> values of Thiodicarb were 6.25, 4.03, 3.66 and 2.95ppm while those of azadirachtin were 124.96, 161.23, 219.16 and 235.46ppm which gave the ratios of 1:20, 1:40, 1:60 and 1:80 respectively. Azadirachtin when combined with Thiodicarb, reduced the doses of the insecticide at the levels of 64.65%, 77.11%, 79.34% and 83.95% respectively (Table-38).

The LD<sub>50</sub> value of Thiodicarb for adults after 72 hours of exposure on treated food media was 53.308ppm, but in the mixture, the LD<sub>50</sub> values of Thiodicarb were 17.62, 11.71, 9.61 and 8.49ppm while those of azadirachtin were 176.14, 234.18, 242.31 and 254.48ppm which gave the ratios of 1:10, 1:20, 1:25 and 1:30 respectively. Azadirachtin when combined with Thiodicarb, reduced the doses of the insecticide at the levels of 66.66%, 78.04%, 81.82% and 84.47% respectively (Table- 39).

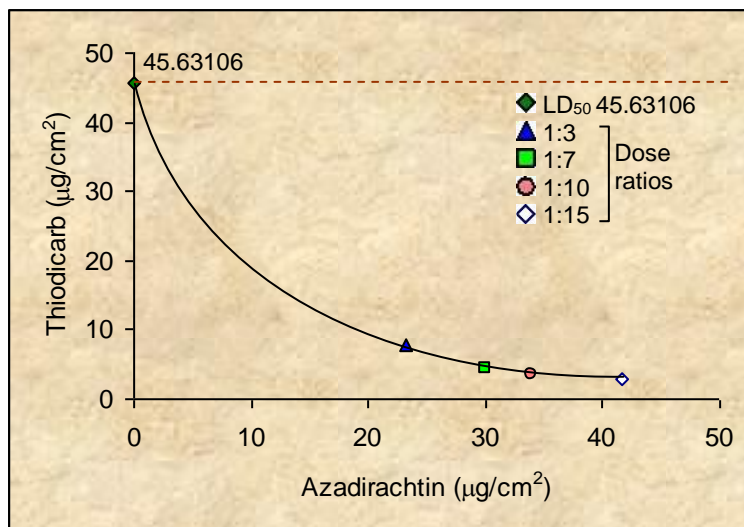
235.46ppm Azadirachtin was required for 83.95% dose reduction, which was the highest for larvae, but 254.48ppm Azadirachtin was needed for 84.47% dose reduction which was highest for adults. So, larvae were more susceptible than adults in the TFM test.

**Table 36:** Effect of Thiodicarb with the lethal dose of Azadirachtin ( $\mu\text{g}/\text{cm}^2$ ) on *A. diaperinus* 40 days old larvae after 72 hours of exposure to treated filter paper.

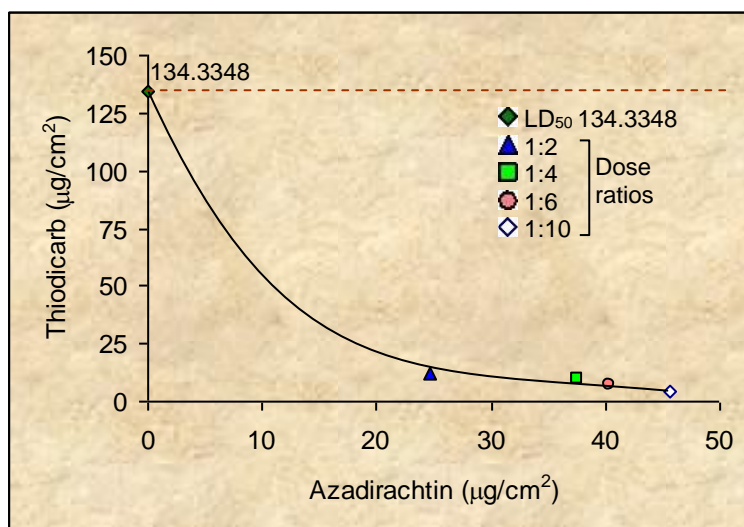
Insecticide	Life stage (Age)	Ratio of combination	LD <sub>50</sub> of combination ( $\mu\text{g}/\text{cm}^2$ )	LD <sub>50</sub> of insecticide ( $\mu\text{g}/\text{cm}^2$ )	LD <sub>50</sub> of Azadirachtin ( $\mu\text{g}/\text{cm}^2$ )	Co-toxicity coefficient	Reduction of a. i. %
Thiodi (RFM)	40day old larvae	1:3	30.9384	7.734	23.203	589.929	83.049
		1:7	34.3991	4.299	30.099	1061.435	90.579
		1:10	37.3526	3.395	33.956	1344.067	92.559
		1:15	44.4892	2.78	41.708	1641.406	93.908

**Table 37:** Effect of Thiodicarb with Azadirachtin ( $\mu\text{g}/\text{cm}^2$ ) on *A. diaperinus* adults of exposed to treated filter paper for 72 hours.

Insecticide	Life stage (Age)	Ratio of combination	LD <sub>50</sub> of combination ( $\mu\text{g}/\text{cm}^2$ )	LD <sub>50</sub> of insecticide ( $\mu\text{g}/\text{cm}^2$ )	LD <sub>50</sub> of Azadirachtin ( $\mu\text{g}/\text{cm}^2$ )	Co-toxicity coefficient	Reduction of a. i. %
Thiodi (RFM)	Adults	1:2	36.8874	12.295	24.591	1092.509	90.847
		1:4	46.9241	9.384	37.539	1431.531	93.104
		1:6	47.1742	6.73	40.435	1996.059	94.991
		1:10	50.2256	4.56	45.659	2945.939	96.606



**Fig 61:** Isobologram of Thiodicarb with Azadirachtin against the mature larvae of *A. diaperinus* after 72 h exposure in RFM test.



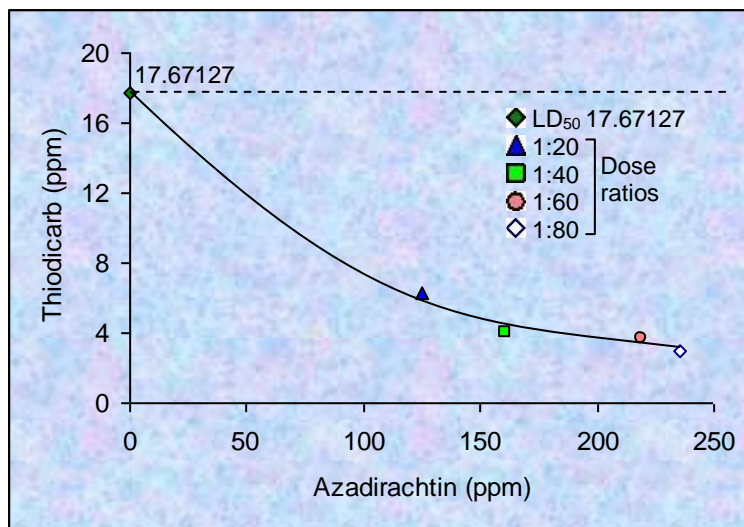
**Fig 62:** Isobologram of Thiodicarb with Azadirachtin against the adults of *A. diaperinus* after 72 h exposure in RFM test.

**Table 38:** Effect of Thiodicarb with Azadirachtin (ppm) on *A. diaperinus* 40 days old larvae exposed to treated flour medium for 72 hours.

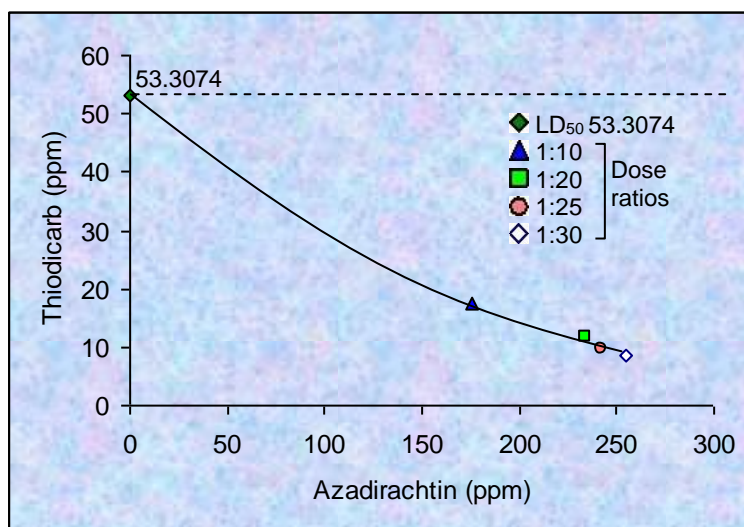
Insecticide	Life stage (Age)	Ratio of combination	LD <sub>50</sub> of combination (ppm)	LD <sub>50</sub> of insecticide (ppm)	LD <sub>50</sub> of Azadirachtin (ppm)	Co-toxicity coefficient	Reduction of a. i. %
Thiodi (TFM)	40days old larvae	1:20	131.202	6.248	124.954	282.831	64.644
		1:40	165.254	4.03	161.224	438.493	77.195
		1:60	222.803	3.652	219.151	483.879	79.334
		1:80	238.401	2.944	235.457	600.246	83.941

**Table 39:** Effect of Thiodicarb with Azadirachtin (ppm) on *A. diaperinus* adults exposed to treated flour medium for 72 hours.

Insecticide	Life stage (Age)	Ratio of combination	LD <sub>50</sub> of combination (ppm)	LD <sub>50</sub> of insecticide (ppm)	LD <sub>50</sub> of Azadirachtin (ppm)	Co-toxicity coefficient	Reduction of a. i. %
Thiodi (TFM)	Adults	1:10	193.748	17.613	176.134	302.659	66.659
		1:20	245.889	11.709	234.18	455.268	78.035
		1:25	251.999	9.692	242.306	550.105	81.819
		1:30	262.954	8.4824	254.472	628.477	84.463



**Fig 63:** Isobologram of Thiodicarb with Azadirachtin against the mature larvae of *A. diaperinus* after 72 h exposure in TFM test.



**Fig 64:** Isobologram of Thiodicarb with Azadirachtin against the adults of *A. diaperinus* after 72 h exposure in TFM test.

### 5.3.4 Fenitrothion and Azadirachtin

#### A. RFM test

**For the mature larvae (40days old):** The lowest dose of Fenitrothion was  $22.1\mu\text{g}/\text{cm}^2$  for the mature larvae after 72 hours exposure. Effects of different combined doses of Fenitrothion and Azadirachtin at the ratios of 1:1, 1:3, 1:5 and 1:8 have been estimated in Appendix Tables (231-234) where the lowest dose of Fenitrothion was constant. The dose concentrations were 1.38, 2.76, 5.52, 11.05 and  $22.1\mu\text{g}/\text{cm}^2$  at ratio of 1:1; 2.76, 5.53, 11.05, 22.1 and  $44.2\mu\text{g}/\text{cm}^2$  at ratio of 1:3; 4.14, 8.28, 16.57, 33.15 and  $66.3\mu\text{g}/\text{cm}^2$  at ratio of 1:5; and 6.21, 12.43, 24.86, 49.72 and  $99.45\mu\text{g}/\text{cm}^2$  at ratio of 1:8. The mortality percentage were recorded as 4-38 % at 1:1; 2- 44 % at 1: 3; 6- 44 % at 1: 5; 10- 66 % at 1: 8 after 72 h exposure. The highest mortality was observed at the ratio of 1:8.

The  $\text{LD}_{50}$  values of the mixture (Fenitrothion + Azadirachtin) were recorded after 72h as 40.33, 49.24, 69.67 and  $69.61\mu\text{g}/\text{cm}^2$  at the ratios of 1:1, 1:3, 1:5 and 1:8 respectively.

$\text{LD}_{50}$  values along with 95% confidence limits, regression equations and chi-squared values have been estimated in the Table 40. Regression lines of different ratios on log probit mortality and the log dose concentrations have been plotted as in the Fig. 65.

**For adults:** The lowest dose of Fenitrothion was  $707.33\mu\text{g}/\text{cm}^2$  for the adults after 72 hours exposure. Effects of different combined doses of Fenitrothion and Azadirachtin at the ratios of 1:0.05, 1:0.1, 1:0.2 and 1:0.5 have been estimated in Appendix Tables (235-238) where the lowest dose of Fenitrothion was constant. The dose concentrations were 23.21, 46.41, 92.83, 185.67 and  $371.34\mu\text{g}/\text{cm}^2$  at ratio of 1:0.05; 24.31, 48.62, 97.25, 194.51 and  $389.03\mu\text{g}/\text{cm}^2$  at ratio of 1:0.1; 26.52, 53.04, 106.09, 212.19 and  $424.39\mu\text{g}/\text{cm}^2$  at ratio of 1: 0.2; and , 33.15, 66.31, 132.62, 265.24 and  $530.49\mu\text{g}/\text{cm}^2$  at ratio of 1:0.5. The mortality percentage were recorded as 2 -32 % at 1:0.05; 4- 42 % at 1:0.1; 6-48 % at 1:0.2; 10- 60 % at 1:0.5 after 72 h exposure. The highest mortality was observed at the ratio of 1:10.

The  $\text{LD}_{50}$  values of the mixture (Fenitrothion + Azadirachtin) were recorded after 72h as 842.49, 495.74, 388.11 and  $307.69\mu\text{g}/\text{cm}^2$  at the ratio 1:0.05, 1:0.1, 1:0.2 and 1:0.5 respectively.

$\text{LD}_{50}$  values along with 95% confidence limits, regression equations and chi-squared values have been estimated in the Table 41. Regression lines of different ratios on log probit mortality and the log dose concentrations have been plotted as in the Fig. 66.

## B. TFM test

**For the mature larvae (40days old):** The lowest dose of Fenitrothion was 37.5ppm for the mature larvae after 72 hours exposure. Effects of different combined doses of Fenitrothion and Azadirachtin at the ratios of 1:10, 1:15, 1:20 and 1:25 have been estimated in Appendix Tables (239-242) where the lowest dose of Fenitrothion was constant. The dose concentrations were 12.81, 25.79, 51.57, 103.13 and 206.25ppm at ratio 1:10; 18.75, 37.5, 75, 150 and 300ppm at ratio 1:15; 24.61, 49.22, 98.44, 196.88 and 393.75 at ratio 1:20; and 30.47, 60.94, 121.88, 243.75 and 487.5 at ratio 1: 15. The mortality percentage were recorded as 2- 44 % at 1:10; 4-60 % at 1:15; 8- 64 % at 1:20; 12- 68 % at 1:25 after 72 h exposure. The highest mortality was observed at the ratio of 1:25.

The LD<sub>50</sub> values of the mixture (Fenitrothion + Azadirachtin) were recorded after 72h as 210.72, 229.51, 242.11 and 253.63ppm at the ratio 1:10, 1:15, 1:20 and 1:25 respectively.

LD<sub>50</sub> values along with 95% confidence limits, regression equations and chi-squared values have been estimated in the Table 42. Regression lines of different ratios on log probit mortality and the log dose concentrations have been plotted as in the Fig. 67.

**For adults:** The lowest dose of Fenitrothion was 62.5ppm for the adults after 72 hours exposure. Effects of different combined doses of Fenitrothion and Azadirachtin at the ratios of 1:10, 1:15, 1:20 and 1:25 have been estimated in Appendix Tables (243- 246) where the lowest dose of Fenitrothion was constant. The dose concentration were 21.49, 42.97, 85.94, 171.88 and 343.75ppm at ratio 1:10; 31.25, 62.5, 125, 250 and 500ppm at ratio 1:15; 41.02, 82.04, 164.07, 328.13 and 656.25ppm at ratio 1:20; and 50.79, 101.57, 203.13, 406.25 and 812.5ppm at ratio 1:25. The mortality percentage were recorded as 4-44 % at 1:10; 6-56 % at 1:15; 10-70 % at 1:20; 16- 80 % at 1:25 after 72 h exposure. The highest mortality was observed at the ratio of 1:25.

The LD<sub>50</sub> values of the mixture (Fenitrothion + Azadirachtin) were recorded after 72h as 375.37, 385.92, 396.69 and 398.68ppm at the ratio 1:10, 1:15, 1:20 and 1:25 respectively.

LD<sub>50</sub> values along with 95% confidence limits, regression equations and chi-squared values have been estimated in the Table 43. Regression lines of different ratios on log probit mortality and the log dose concentrations have been plotted as in the Fig. 68. The lines were increased with the increase of doses gradually.

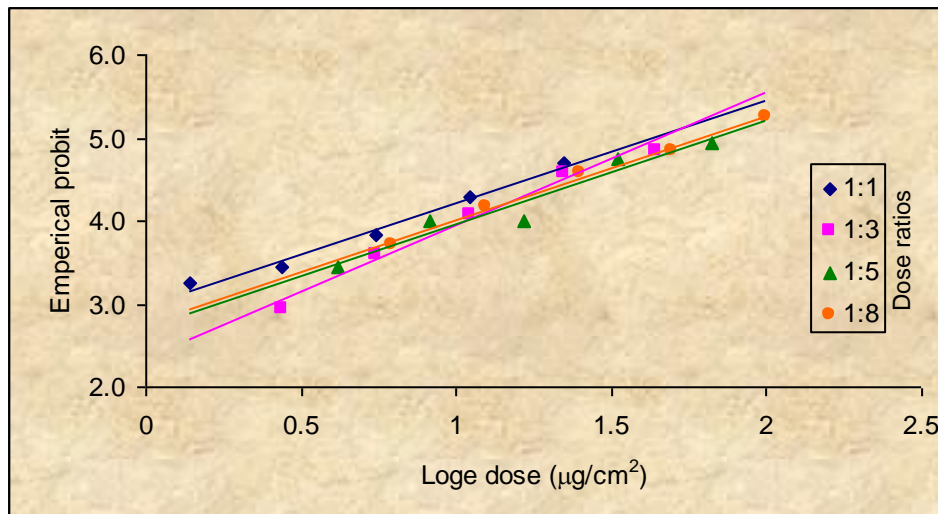


**Table 40:** LD<sub>50</sub> , 95% confidence limits and regression equations for combined action of Fenitrothion with Azadirachtin against the mature larvae (40 days old) of *A. diaperinus* exposed to the treated filter paper for 72 hours.

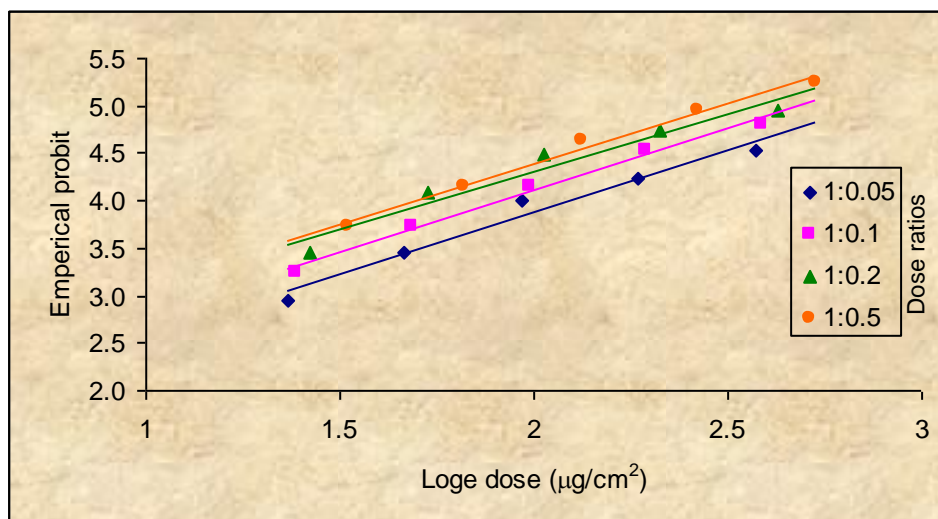
Insecticide	Life stage (Age)	Ratio of combination	LD <sub>50</sub> of combination (µg/cm <sup>2</sup> )	Regression equation	95% confidence limit		Chi-square value (3df)
					Lower (µg/cm <sup>2</sup> )	Upper (µg/cm <sup>2</sup> )	
Fenitro (RFM)	40days old larvae	1:1	40.3245	Y=2.93536+1.2859X	19.3719	83.9391	0.3292
		1:3	49.2392	Y=2.49209+1.4819X	30.4506	79.6206	0.9174
		1:5	69.6691	Y=2.73545+1.2288X	40.4786	119.909	2.318
		1:8	69.6011	Y=2.77458+1.2535X	40.4195	87.8854	0.1639

**Table 41:** LD<sub>50</sub> , 95% confidence limits and regression equations for combined action of Fenitrothion with Azadirachtin against the adults of *A. diaperinus* exposed to the treated filter paper for 72 hours.

Insecticide	Life stage (Age)	Ratio of combination	LD <sub>50</sub> of combination (µg/cm <sup>2</sup> )	Regression equation	95% confidence limit		Chi-square value (3df)
					Lower (µg/cm <sup>2</sup> )	Upper (µg/cm <sup>2</sup> )	
Fenitro (RFM)	Adults	1:0.05	842.485	Y=1.50166+1.1957X	347.049	2045.18	0.8677
		1:0.1	495.736	Y=1.59003+1.2651X	273.311	899.173	0.3251
		1:0.2	388.106	Y=2.0687+1.13221X	226.208	665.876	1.6301
		1:0.5	307.688	Y=1.9096+1.24204X	208.993	452.991	0.3991



**Fig 65:** Regression lines of different combined doses Fenitrothion and Azadirachtin against the mature larvae (40 days old) of *A. diaperinus* exposed to the treated filter paper for 72 hours.



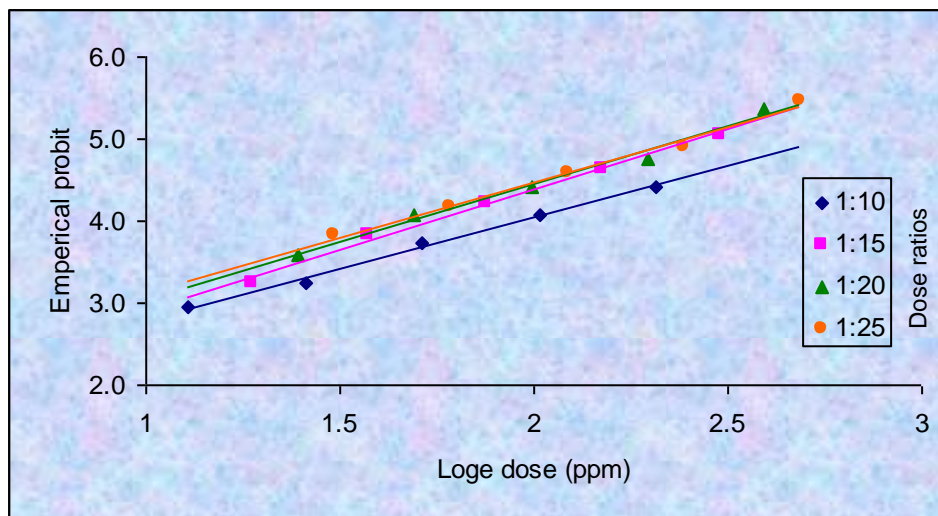
**Fig 66:** Regression lines of different combined doses Fenitrothion and Azadirachtin against the adults of *A. diaperinus* exposed to the treated filter paper for 72 hours.

**Table 42:** LD<sub>50</sub> , 95% confidence limits and regression equations for combined action of Fenitrothion with Azadirachtin against the mature larvae (40 days old) *A. diaperinus* exposed to the treated flour medium for 72 hours.

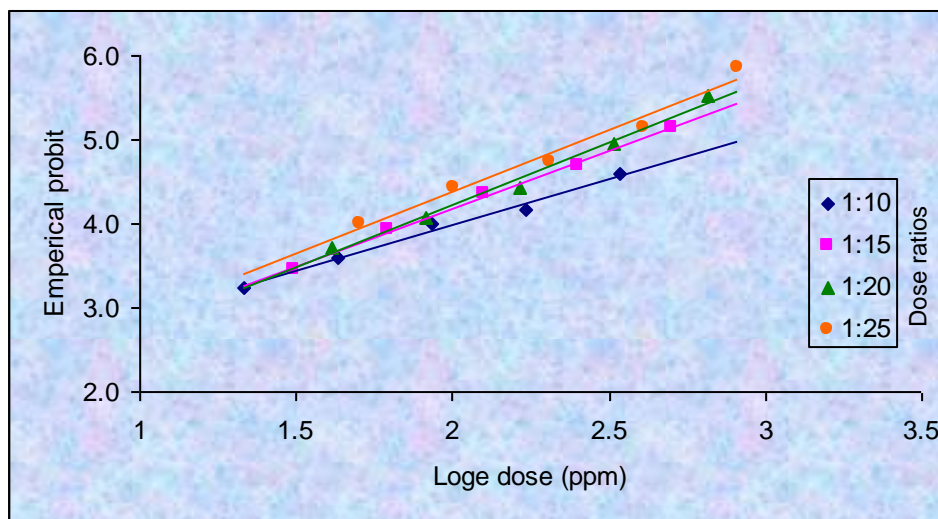
Insecticide	Life stage (Age)	Ratio of combination	LD <sub>50</sub> of combination (ppm)	Regression equation	95% confidence limit		Chi-square value (3df)
					Lower (ppm)	Upper (ppm)	
Fenitro (TFM)	40days old larvae	1:10	210.717	Y=1.5588+1.24302X	187.532	581.841	7.7339 18E-02
		1:15	229.597	Y=1.54568+1.4211X	174.948	415.452	0.1927
		1:20	242.105	Y=1.60278+1.4251X	171.085	342.606	0.7155
		1:25	253.621	Y=1.8131+1.32554X	179.873	357.604	0.4552

**Table 43:** LD<sub>50</sub> , 95% confidence limits and regression equations for combined action of Fenitrothion with Azadirachtin against the adults of *A. diaperinus* exposed to the treated flour medium for 72 hours.

Insecticide	Life stage (Age)	Ratio of combination	LD <sub>50</sub> of combination (ppm)	Regression equation	95% confidence limit		Chi-square value (3df)
					Lower (ppm)	Upper (ppm)	
Fenitro (TFM)	Adults	1:10	375.365	Y=1.89338+1.0474X	317.242	694.92	0.3991
		1:15	385.913	Y=1.46488+1.3596X	261.669	605.494	0.1322
		1:20	396.683	Y=1.17961+1.5082X	251.688	462.387	0.8431
		1:25	398.674	Y=1.46677+1.4585X	281.967	446.508	0.9347



**Fig 67:** Regression lines of different combined doses Fenitrothion and Azadirachtin against the mature larvae (40 days old) of *A. diaperinus* after 72 hours' exposure to the treated flour medium.



**Fig 68:** Regression lines of different combined doses Fenitrothion and Azadirachtin against the adults of *A. diaperinus* after 72 hours' exposure to the treated flour medium.

### 5.3.4.1 Synergistic action of Fenitrothion + Azadirachtin

The LD<sub>50</sub> value of Fenitrothion alone was calculated as 107.81µg/cm<sup>2</sup> for larvae (40 days old), and 2032.29µg/cm<sup>2</sup> for adults of exposure on treated filter paper. And on treated food media the LD<sub>50</sub> values were 170.39ppm and 385.77ppm for larvae and adults respectively after 72 hours' exposure to the treated food media.

The shares of Fenitrothion in the LD<sub>50</sub> value of mixture have been separated (table 44-47). The co-toxicity coefficient was determined as 534.68, 875.84, 928.41 and 1393.93 for larvae at the ratio 1:1, 1:3, 1:5 and 1:8 and 253.29, 450.95, 628.37 and 990.76 for adults at the ratios of 1:0.05, 1:0.1, 1:0.2 and 1:0.5 in RFM test respectively. And in TFM test the co-toxicity coefficients were 889.48, 1187.46, 1477.91 and 1747.57 for larvae at the ratios of 1:10, 1:15, 1:20 and 1:25 and 1130.41, 1599.41, 2042.23 and 2515.79 for adults at the ratios of 1:10, 1:15, 1:20 and 1:25 respectively.

The co-toxicity coefficients of mixtures of each ratio are greater than 100, following the principle of Sun and Johnson (1960). These values indicated that Fenitrothion + Azadirachtin offered synergistic action to the adults and larvae in the exposure period of 72 hours in both RFM and TFM tests. Larvae were found more susceptible than adults in both TFM and RFM tests.

The free hand curve fitting of isobolograms (Fig 69-72) has run below when the exposure period was 72 hours for both RFM and TFM tests.

#### RFM test

The LD<sub>50</sub> value of Fenitrothion for mature larvae was recorded 107.81µg/cm<sup>2</sup> after 72 hours exposure to the treated filter paper, but in the mixture, the shares of Fenitrothion were 20.17, 12.31, 11.62 and 7.74µg/cm<sup>2</sup> at the ratios of 1:1, 1:3, 1:5 and 1:8 when Azadirachtin caused reduction of the dose at the level of 81.21%, 88.59%, 89.23% and 92.83% respectively (Table-44). The shares of azadirachtin were 20.17, 36.93, 58.06 and 61.87µg/cm<sup>2</sup>.

The LD<sub>50</sub> value for adults was recorded 2032.29µg/cm<sup>2</sup> after 72 hours exposure to the treated filter paper, but in the mixture, the shares of Fenitrothion were 802.37, 450.67, 323.43 and 205.13µg/cm<sup>2</sup> at the ratios of 1:0.05, 1:0.1, 1:0.2 and 1:0.5 when Azadirachtin caused the reduction of the dose at the levels of 60.52%, 77.83%,

84.09% and 89.91% respectively (Table- 45). The shares of azadirachtin were 40.12, 45.07, 64.69 and 102.57 $\mu\text{g}/\text{cm}^2$ .

58.06  $\mu\text{g}/\text{cm}^2$  azadirachtin was needed for 89.23% dose reduction at the ratio 1:0.5 for larvae, but 102.57 $\mu\text{g}/\text{cm}^2$  azadirachtin was needed for 89.91% dose reduction at the ratio 1:5 which was the highest for adults. So, larvae were more susceptible than adults in the RFM test.

### **TFM test**

LD<sub>50</sub> value of fenitrothion for mature larvae (40 days old larvae) after 72 hours exposure to the treated food media was 170.39ppm but in the mixture, the shares of fenitrothion were 19.16, 14.35, 11.53 and 9.75ppm at the ratios of 1:10, 1:15, 1:20 and 1:25 respectively when azadirachtin caused the reduction of the doses at the levels of 88.76%, 91.58%, 93.24% and 94.28% respectively (Table-46). The shares of azadirachtin were 191.57, 215.25, 230.58 and 243.87ppm.

LD<sub>50</sub> value of fenitrothion for adults after 72 hours exposure to the treated food media was 385.77ppm, but in the mixture, the shares of fenitrothion were 34.13, 24.12, 18.89 and 15.34ppm at the ratios of 1:10, 1:15, 1:20 and 1:25 respectively when azadirachtin caused the reduction of the doses at the levels of 91.16%, 93.75%, 95.11% and 96.03% respectively (Table-47). The shares of azadirachtin were 341.25, 361.71, 377.71 and 383.35ppm.

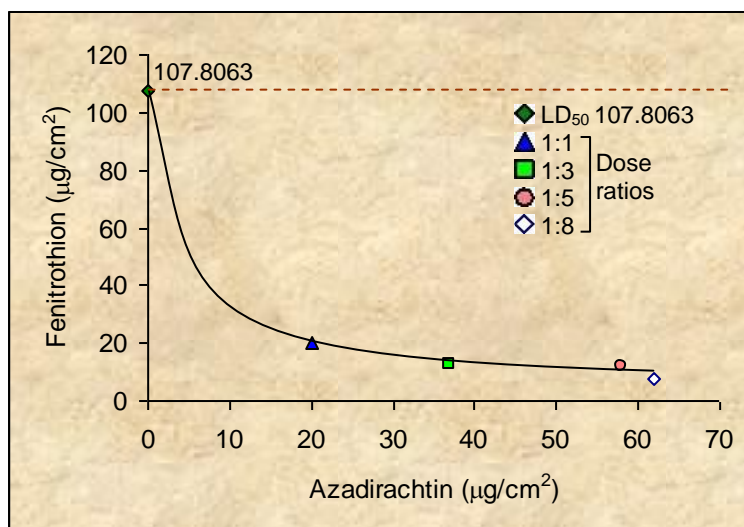
243.87ppm azadirachtin was needed for 94.278% dose reduction for larvae, on the contrary 361.71ppm azadirachtin was needed for 93.75% dose reduction which was the highest for adults. So, larvae were found more susceptible than adults in the TFM test.

**Table 44:** Effect of Fenitrothion with Azadirachtin ( $\mu\text{g}/\text{cm}^2$ ) on 40 days old larvae of *A. diaperinus* exposed to treated filter paper for 72 h.

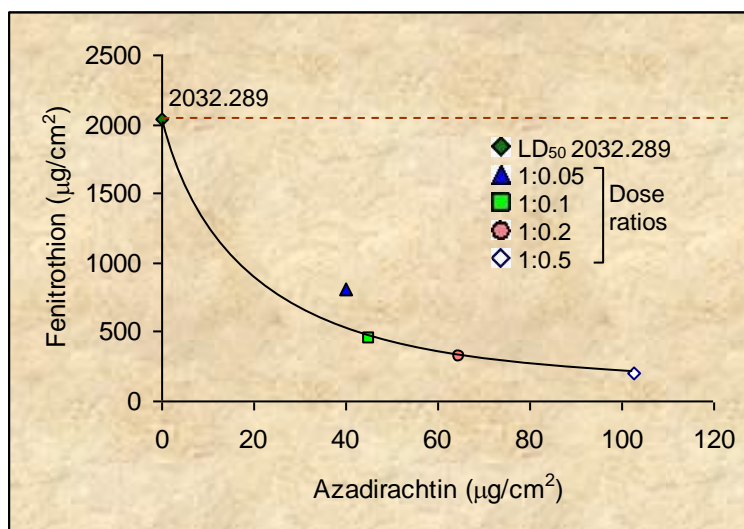
Insecticide	Life stage (Age)	Ratio of combination	LD <sub>50</sub> of combination ( $\mu\text{g}/\text{cm}^2$ )	LD <sub>50</sub> of insecticide ( $\mu\text{g}/\text{cm}^2$ )	LD <sub>50</sub> of Azadirachtin ( $\mu\text{g}/\text{cm}^2$ )	Co-toxicity coefficient	Reduction of a. i. %
Fenitro (RFM)	40days old larvae	1:1	40.3245	20.16225	20.1622	534.674	81.291
		1:3	49.2392	12.309	36.929	875.834	88.583
		1:5	69.6691	11.612	58.058	928.405	89.229
		1:8	69.6011	7.734	61.868	1393.927	92.827

**Table 45:** Effect of Fenitrothion with Azadirachtin ( $\mu\text{g}/\text{cm}^2$ ) on adults of *A. diaperinus* exposed to treated filter paper for 72 h.

Insecticide	Life stage (Age)	Ratio of combination	LD <sub>50</sub> of combination ( $\mu\text{g}/\text{cm}^2$ )	LD <sub>50</sub> of insecticide ( $\mu\text{g}/\text{cm}^2$ )	LD <sub>50</sub> of Azadirachtin ( $\mu\text{g}/\text{cm}^2$ )	Co-toxicity coefficient	Reduction of a. i. %
Fenitro (RFM)	Adults	1:0.05	842.485	802.367	40.118	253.287	60.519
		1:0.1	495.736	450.669	45.067	450.949	77.825
		1:0.2	388.106	323.423	64.684	628.369	84.086
		1:0.5	307.688	205.125	102.562	990.757	89.907



**Fig 69:** Isobologram of Fenitrothion with Azadirachtin against the mature larvae of *A. diaperinus* after 72 h exposure in RFM test.



**Fig 70:** Isobologram of Fenitrothion with Azadirachtin against the adults of *A. diaperinus* after 72 h exposure in RFM test.

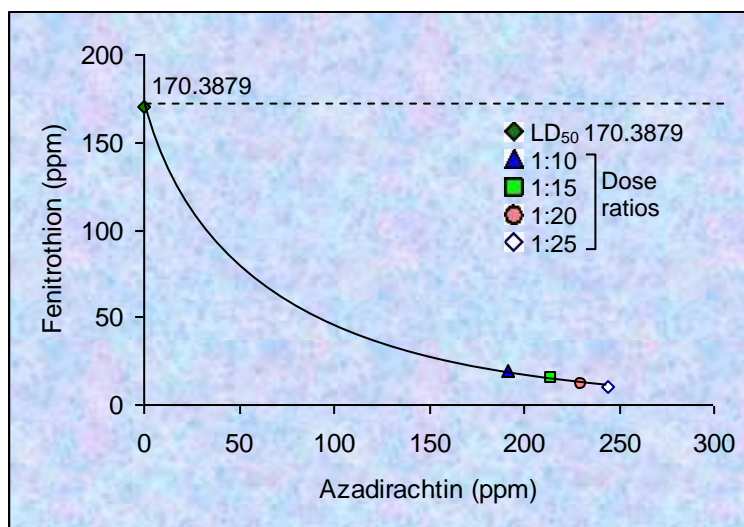


**Table 46:** Effect of Fenitrothion with Azadirachtin (ppm) on 40 days old larvae of *A. diaperinus* exposed to treated food media for 72 hours.

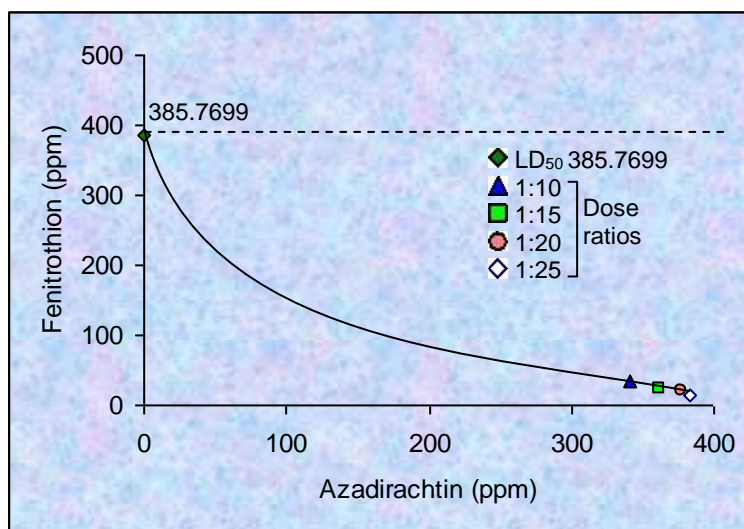
Insecticide	Life stage (Age)	Ratio of combination	LD <sub>50</sub> of combination (ppm)	LD <sub>50</sub> of insecticide (ppm)	LD <sub>50</sub> of Azadirachtin (ppm)	Co-toxicity coefficient	Reduction of a. i. %
Fenitro (TFM)	40days old larvae	1:10	210.717	19.156	191.561	889.476	88.758
		1:15	229.597	14.341	215.246	1187.455	91.579
		1:20	242.105	11.529	230.576	1477.908	93.234
		1:25	253.621	9.75	243.867	1747.569	94.278

**Table 47:** Effect of Fenitrothion with the lethal dose of Azadirachtin (ppm) on adults of *A. diaperinus* exposed to treated food media for 72 hours.

Insecticide	Life stage (Age)	Ratio of combination	LD <sub>50</sub> of combination (ppm)	LD <sub>50</sub> of insecticide (ppm)	LD <sub>50</sub> of Azadirachtin (ppm)	Co-toxicity coefficient	Reduction of a. i. %
Fenitro (TFM)	Adults	1:10	375.3657	34.124	341.242	1130.495	91.155
		1:15	385.9136	24.1196	361.794	1599.405	93.748
		1:20	396.6837	18.8897	377.794	2042.224	95.104
		1:25	398.6746	15.33364	383.341	2515.782	96.026



**Fig 71:** Isobologram of Fenitrothion with Azadirachtin against the mature larvae of *A. diaperinus* after 72 h exposure in TFM test.



**Fig 72:** Isobologram of Fenitrothion with Azadirachtin against the adults of *A. diaperinus* after 72 h exposure in TFM test.

## Chapter - 6

### General Discussions

The present study has been made to investigate the effect of Deltamethrin, Imidacloprid, Thiodicarb, Fenitrothion and azadirachtin alone or in combination with azadirachtin on *Alphitobius diaperinus* in relation their potential use in the management of the *A. diaperinus* population. The longer exposure of both larvae and adults of *A. diaperinus* for ingestion of treated food have the toxic effect. At shorter exposure period the toxic effect was comparatively less than that of longer exposure. Moreover, contact action of all chemicals was found to be higher than the stomach action. The order of toxicity was as: Thiodicarb> Imidacloprid> Deltamethrin> Fenitrothion. Toxicity of these chemicals was very high when newly hatched larvae of *A. diaperinus* were exposed for the longer period which might be due to the cumulative effect which caused larval mortality (Mazid 2000). The present results indicated that the toxicity of these chemicals depends on larval age and exposure period (Mondal 1984a, c). Moreover, early larval instars were comparatively more susceptible than older ones. In case of adults, the mortality was also increased with the increase of doses and exposure period. Larvae of *A. diaperinus* of all ages were more susceptible than adults in both Residual Film Method and Treated Food Method.

At low doses both Azadirachtin> Thiodicarb> Deltamethrin were toxic to *A. diaperinus* adults (Fig. 105.A) in contact poisoning but in stomach poisoning this order was Thiodicarb> Imidacloprid> Azadirachtin (Fig 105.B). In contact poisoning Imidacloprid and Fenitrothion was less toxic for adults but in stomach poisoning it was high. Deltamethrin was less toxic for adults in treated food than other insecticides. Azadirachtin was more toxic for adults in RFM test than TFM test.

In the TFM experiments, the low LD<sub>50</sub> values for early larval instars (1 and 10 days old larvae) might be due to that although small amount of treated medium were being consumed by them, the amount of toxic substances consumed along with the food was sufficient enough in comparison to their body weight to kill them (Mondal 1984 a, b, c, Kamaruzzaman 2000). On the other hand, 30 days and 40 days old larvae showed more tolerance than early instars. This might be due to either increased tolerance resistance to these chemicals or to relatively small amounts of

chemicals treated medium being consumed in comparison with their body weight during the experimental period. The later effect may be due to the late instars particularly last instar being ready to pupate and in an inactive and non feeding stage (Mondal 1984a). In both experiments, the calculated LD<sub>50</sub> values for adults were higher than those of larvae indicating that, adults are more tolerant than larvae. The body cuticles of adults are very hard in comparison with that of larvae which do not allow the toxic substances to penetrate inside the adult body. Besides, adults consumed less amount of treated food in comparison with their body weight and accordingly, the amount of toxic substances consumed along with the flour medium were not sufficient enough to kill them. That is why the doses to kill the adults were comparatively higher than those of larvae (Fig: 4, 8, 12, 16, 20, 24, 28, 32, 36, and 40).

Deltamethrin was the most toxic for the early larval stages at contact poisoning than other insecticides but at stomach poisoning it was low. Thiodicarb was most toxic at stomach poisoning than other insecticides for newly hatched larvae. In both RFM and TFM tests, the larval instars were found to be more susceptible to Deltamethrin, Thiodicarb, Imidacloprid, Fenitrothion and Azadirachtin (Nimbecidine) than adults. Early larval instars were more susceptible than the older instars indicating that the tolerance to pesticides increases with the increase of larval age which is similar to the findings of Mondal (1984 a, c) and Hasnat (2003). Mondal (1984 a, c) reported that the LD<sub>50</sub> values of pirimphos-methyl against *T. castaneum* larvae increased with the age of larvae and larvae, up to fifth instar, showed an increased tolerance to the pirimphos-methyl. Similar results were also reported by Hasnat (2003) and Hasnat and Mondal (2003) working with technical grade of Deltamethrin against *T. castaneum* larvae.

## **6.1 BIOASSAY OF INSECTICIDES ALONE**

### **6.1.1 AZADIRACHTIN**

Azadirachtin .03% (Nimbecidine) as a botanical was the highly toxic to kill both larvae and adults of *A. diaperinus* at contact poisoning. But at stomach poisoning it was less toxic, because insect feeds less, grow poorly and lay fewer eggs on foods treated with botanicals. Mortality of beetles is also attributed to starvation,

exhaustion or growth disruption, in addition to poisoning by direct contact or stomach toxicity (Saxena *et al.* 1989). The mortality of *A. diaperinus* due to nimbidine (Azadirachtin .03%) might be due its growth inhibitor action. Chitin synthesis inhibitors act against the larval stages of insects which usually fail to survive due to incomplete moulting or disruption of cuticle formation (Fox 1990). If the larvae feed on these compounds and intake through cuticle, the lethal effect appears during any of the next moults (Hammann and Sirrenberg 1980)

The harmless of neem derivative products towards many predators and parasitoids has been reported extensively in the literature even though several negative delayed effects of these compounds were recorded mostly under laboratory conditions (Schmutterer 1997). The insecticidal properties of the neem derivatives (neem oil, neem seed powder, and neem extracts) was investigated against the different insect pests at different dose levels by Shapiro *et al* (1994).

Insects of different orders have different behavior to azadirachtin. Lepidoptera are extremely sensitive to azadirachtin, this sensitivity is expressed by a strong inhibition of food, with effective doses causing 50% inhibition of feeding ( $ED_{50}$ ) of <1-50 ppm, depending on the species, whereas 100% inhibition of feeding in the Coleoptera, Hemiptera and Homoptera are achieved at doses of 100-600 ppm revealing so, their weak response to the azadirachtin (Mordue and Nisbet, 2000). Poland *et al.* (2006) reported that two species *Anoplophora glabripennis* and *Plectrodera scalator* (Coleoptera: Cerambycidae) show different sensitivity to azadirachtin with  $LC_{50}$  23.55 and 1.58 ppm respectively.

The present study showed that regardless of dose, the azadirachtin causes mortality of *A. diaperinus*. This is similar to the findings of Mordue and Nisbet (2000). This result was also supported by Khan and Ahmed 2003. Our bioassay showed that the percentage of larvae killed by azadirachtin 72 h after treatment was significantly higher than that killed in 24 hours, reflecting a delayed toxicity of the tested product. The azadirachtin is toxic to the larvae of *A. diaperinus*. Martinez and van Emden (2001), reported that azadirachtin caused a significant increase in mortality of *Spodoptera littoralis*, which intensified during insect development. It induces a high response time (Chougourou *et al.*, 2012).

Rahman *et al.* 2001 found the toxicity of Azadirachtin (commercial product Nimbicidin®) to different larval instars and adults of *Cryptolestes pusillus* (Schon.) was recorded after 24 hours. The LC<sub>50</sub> values were 5.659, 13.962, 12.297, 10.203 µg/cm<sup>2</sup> for first to fourth instars larvae. This result is so close to the present findings.

In the present work it was noted that mortality rates are positively correlated to the different doses used, regardless of the duration of exposure of larvae to azadirachtin. Thus, the present results confirm the work of Rharrabe *et al.* (2008), who reported that the treatment of larval *Plodia interpunctella* Hübner by azadirachtin, showed a positive correlation between dose and observed mortality rate (7% to 2 ppm and 4 ppm to 10%) for a lethal time of 96h. The azadirachtin extracts had a significant increase in larval mortality when the dose increases (Chougourou *et al.*, 2012).

Khalequzzaman and Nahar (2008) also reported that the azadirachtin was more toxic than conventional insecticides used against different aphid species. Alouani *et al.* (2009) have observed high toxicity of azadirachtin on larvae and pupae of *Culex pipiens* with an LC<sub>50</sub> of 0.35 and 0.42 mg / L respectively after 24 h exposure.

As far as known, no work has been done on Azadirachtin on larval and adult mortality of *A. diaperinus* previously and hence, the comparison of the present data was not possible.

### **6.1.2 ORGANOPHOSPHORUS**

The application of organophosphate (OP) insecticides to broiler houses to control *A. diaperinus* increased during mid 1960s and early 1970. Malathion and dichlorvos were generally recommended for application as sprays. Recently chlorpyrifos have received registration by ERA for use in poultry facilities (Steelman, 2008).

OP compounds undergo various metabolic reactions in living organisms. Major biotransformation reactions are common to compounds possessing similar structures and are mediated mainly by mixed function oxidizes glutathione, s-transferases, and arylesterases. Recent studies revealed that these enzymes showed clear stereo selectivity in the metabolism of optically active OP compounds (Ohkawa, 1982).

The history of the organophosphates so far has been one of the exploration by which the first hazardous member of the series have been replaced by insecticides having lower mammalian toxicity. After successful development of organophosphate as insecticides other carbamate compounds were also developed. They act as anticholinesterases. It has physiological properties of alkaloid, because it is a phenylester of methylcarbamic acid.

Lancaster and Simco (1969) tested several organophosphate insecticides in actual broiler house conditions. Dursban and ronnel at high doses were 100% effective for eight and three weeks exposure respectively. Dursban and ronnel were 100% effective for only one to two weeks. Unfortunately the exposure period was not sufficient enough to eliminate the beetle population of *A. diaperinus*.

In the present investigation commercial formulation of Fenitrothion (sumithion 50EC) was tested against adult and different ages of larvae of *A. diaperinus*. Toxicity was found to be increased with time and decreased with ages. It was more effective for adults as stomach poison than contact poison. It was more toxic for larvae than adults at contact poisoning. It was hypothesized by Johnson (1975) that OP compounds induced delayed neurotoxin ester (NTE) in nervous system, but not to AChE.

Kaufman *et al.* (2005) used tetrachlorvinfos as an organophosphate insecticide against susceptible strain of *A. diaperinus*. The 48h LD<sub>50</sub> values for tetrachlorvinfos were recorded as 0.080 µg/cm<sup>2</sup> for adult and 0.070 µg/cm<sup>2</sup> for larvae. If the temperature would be increased, the same mortality might be obtained at 24h of exposure. That means the toxicity was much related with temperature. It also happened in the present investigation.

The present results are in general agreement with those derived from laboratory studies of the Steelman (2008) who conducted toxicity trails using Chlorpyrifos to compare the susceptibility of both resistant and susceptible population of *A. diaperinus* to Chlorpyrifos by residual film method at 21°C ± 2. The LD<sub>50</sub> values for the susceptible laboratory population were found to be 0.097ug/gm for adult and 0.07ug/gm for larvae after 24h. The variation in the result could be attributed to the fact that technical grade of Chlorpyrifos was used in the previous experiment, but in the present investigation commercial formulation was used.

### 6.1.3 CARBAMATES

The toxicity of carbamate pesticides is due to the disruption of the nervous system of an invertebrate or a vertebrate through the inhibition of cholinesterase (ChE) enzymes. These enzymes are involved in transmitting normal nerve impulses throughout the nervous system. An acute pesticide dose reduces the activity of ChEs, and the nerve impulses cannot be transmitted normally. This can paralyze the nervous system, and it may lead to death, usually from respiratory failure (Hill, 1995).

In the environment, thiodicarb rapidly degrades to methomyl, which is also registered for use as an insecticide. Thiodicarb is a high efficient insecticide similar to methomyl, but it has lower toxicity compared with methomyl. It has mainly stomach toxicity, with little contact action. It can kill Lepidoptera, Coleoptera and Diptera pests effectively.

Larvin is primarily active as a stomach poison. In the present study Thiodicarb was examined against the lesser mealworm and LD<sub>50</sub> values were found to be as 78.468 and 376.394 µg/cm<sup>2</sup> for larvae and adults respectively at contact poisoning, but through the feeding bioassay the LD<sub>50</sub> values were 49.27849 and 194.2292 ppm after 24 hours for larvae and adults respectively and after 48 and 72 hours this values were decreased. Kerns and Tellez (1997) tested Thiodicarb against *Spodoptera exigua* (Hubner) through the feeding bioassay, and the LC<sub>50</sub> Value was found as 498.18 mg/kg, which is similar to the present investigation.

In the present investigation Larvin 75WP was most effective at TFM test which agrees with the findings of Bhoyar *et al.* (2004), Meena *et al.* (2006) and Muthukrishna *et al.* (2002) who reported the higher efficacy of this molecule.

So, Thiodicarb is the most effective against *A. diaperinus* adults and larvae. But among the two methods this insecticide was more effective in treated food method than residual film method. As Larvin is stomach poison so it was very effective with food contact.

### 6.1.4 DELTAMETHRIN

Deltamethrin is an insecticide in the synthetic pyrethroid family. Deltamethrin, like all synthetic pyrethroids, kills insects by disruption of the normal functioning of the nervous system. In insects as well as all other animals including humans, nerve



impulses travel along nerves when the nerves become momentarily permeable to sodium atoms, allowing sodium to flow into the nerve. Pyrethroids delay the closing of the "gate" that allows the sodium flow (Vijverberg and Bercken, 1990). This results in multiple nerve impulses instead of the usual single one. In turn, these impulses cause the nerve to release the neurotransmitter acetylcholine and stimulate other nerve (Ramadan, 1988).

Deltamethrin is widely used for post-harvest protection of grains. It is exceptionally potent against the whole spectrum of stored-product pests (Snelson 1987), whilst effective at very low dose level, it is stable on grains and shows no tendency to penetrate into grains (Jermannaud and Pochon 1994).

Longstaff and Desmarchelier (1983) reported that deltamethrin was significantly more toxic to *S. oryzae* than pirimiphos-methyl. Golob *et al.* (1985) tested deltamethrin by topical application to *P. truncatus* and found that it was from 5 to 50 times more effective than the most effective of 10 other insecticides. It was over 5000 times more potent than Malathion. Deltamethrin, when combined with the insect growth regulator (IGR) diflubenzuron, was found to produce greater adverse effect on the population of *T. castaneum* than by diflubenzuron or deltamethrin alone (Hasnat and Mondal 2003, Hasnat *et al.* 2003a, b).

Kljajic and Peric (1998) reported that the deltamethrin was significantly more toxic to adult *S. granarius*. In Europe, deltamethrin was found effective in controlling *O. surinamensis*, *R. dominica* and *S. oryzae* (Wilkin *et al.* 1998).

In the present study susceptibility of *A. diaperinus* to Deltamethrin was assessed. The LD<sub>50</sub> values were calculated as 3.05, 25.44, 142.94, 225.84, 361.78 and 1229.49 µg/cm<sup>2</sup> for 1 days (newly hatched larvae) 10, 20, 30, 40 days old larvae (mature larvae) and adult after 24 hours respectively and in treated food medium it was 168.90, 106.32, 298.57, 315.46, 1095.91 and 2044.41 ppm. The LD<sub>50</sub> values were calculated as 1.51, 11.96, 112.01, 180.75, 327.13 and 854.11 µg/cm<sup>2</sup> for 1 days (newly hatched larvae) 10, 20, 30, 40 days old larvae (mature larvae) and adult after 72 hours respectively and in treated food medium it was 48.73, 61.11, 690.93, 729.67, 778.62 and 1243.21 ppm. The findings of Khatun (2010) were that the LD<sub>50</sub> values of Deltamethrin were 55.28, 60.68, 281.61 µg/cm<sup>2</sup> for 1<sup>st</sup> inster larvae, 6<sup>th</sup> inster larvae, and adults of *Tribolium castaneum* respectively and in treated food

media the values were 69.17, 102.99, 353.89 ppm after 24 hours. The difference of the result is probably due to the difference of insect body weight and length (Mondal 1984 a, c, Kamaruzzaman 2000). The length of *A. diaperinus* is approximately 5.8 to 6.3mm (Kaufman *et al.* 2005) and of *Tribolium castaneum* is 2.3 to 4.4 mm (Dobie *et al.* 1991). On the otherhand, the difference may be due to the insect resistance. Resistance towards some commonly used synthetic pyrethroids, viz., permethrin, cypermethrin, deltamethrin and fenvalerate has already been reported (Sinha and Saxena 1999; Padhee *et al.*, 2002).

The present result is in general agreement with those of Steelman (2008) who investigated the toxicity of pyrethroid insecticides: cyfluthrin, permethrin and cypermethrin on adult and larvae of the beetle population collected from broiler chicken production firms in Arkansas that having different insecticide application - story. In the residual test Steelman (2008) found little difference in the susceptibility of adult and larvae to these insecticides. But in the present investigation a great difference has been found between the susceptibility of *A. diaperinus* adult, mature larva and newly hatched larvae to this insecticides tested.

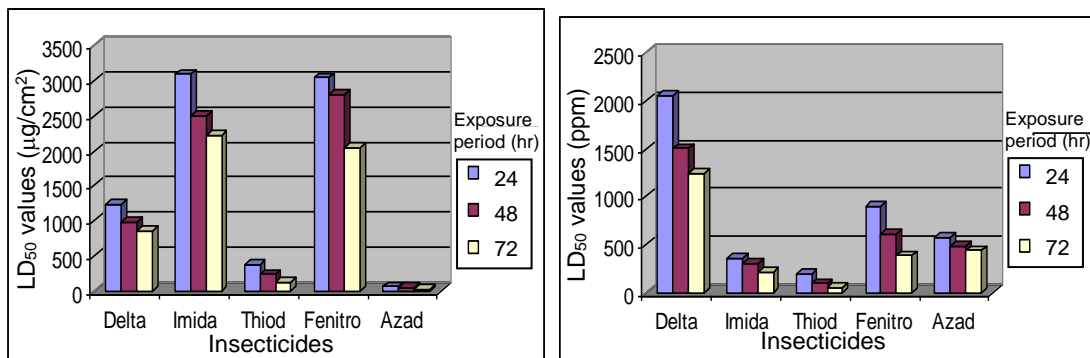
#### **6.1.5 IMIDACLOPRID**

In the present investigation the toxicity of imidacloprid (Confidor) was examined against the lesser mealworm *A. diaperinus* and LD<sub>50</sub> values were calculated. The present finding with imidacloprid agrees with the result of Paul *et al.* (2006) who worked with imidacloprid against *Aedes aegypti*. Wu *et al.*, (2007) determined the toxicity of imidacloprid in susceptible F<sub>2i</sub> progeny of *Diaeretiella rapae* (Hymenoptera: Aphidiidae) strains using the dry film method. LC<sub>50</sub> values were calculated as 0.17 (0.16-0.18) mg/l based on mortality at 24h.

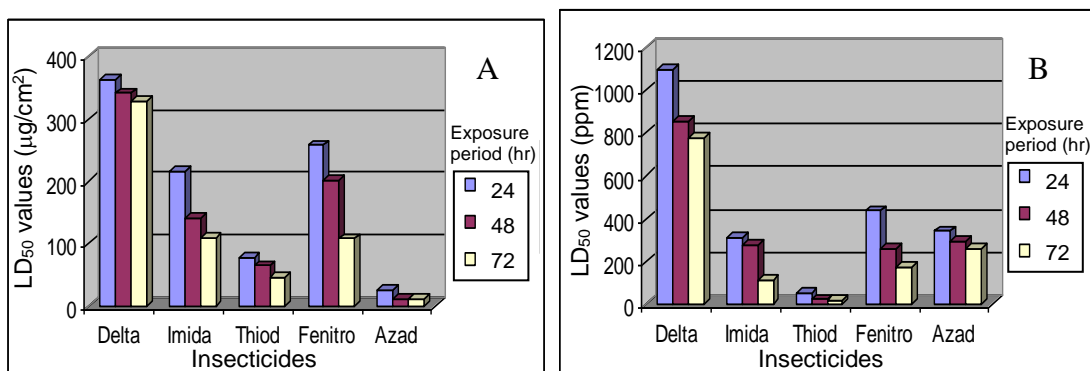
Akter (2011) tested imidacloprid against *A. diaperinus* and the LD<sub>50</sub> values were calculated as 0.69, 0.52 µg/cm<sup>2</sup> for adults and larvae respectively. The difference of the result is probably due to the difference in the emulsifiable concentrate formulation as product formulation affect efficacy of insecticide (Kaufman, *et al.*, 2008). Akter (1011) used Imitaf 20 EC but in the present experiment Confidor 75 WP was used. Among several neonicotinoids, introduced into CPB management in '90s, imidacloprid effectively controlled pests resistant to conventional insecticides dominating the markets at that time (Elbert 2008).

Wang *et al* (2005) tested imidacloprid against Asian born beetle *Anoplophora glabripennis* through the contact feeding bioassay and the calculated LD<sub>50</sub> value of imidacloprid was reported as 5.1 ppm after 24h exposure. It is apparent that the imidacloprid produces high toxicity for newly hatched larvae of *A. diaperinus* in the laboratory at residual film method. And 10 to 40 days old larvae showed similar activities in both TFM and RFM tests. In the present study treated food method was very effective than residual film method for adults.

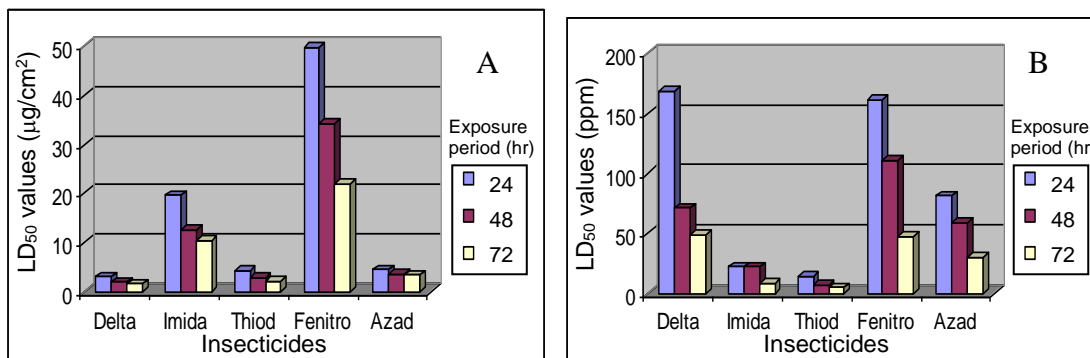
In the present experiment it was found that when time duration was increased the toxicity also increased. Thorne and Breisch (2001) observed that the effect of imidacloprid was so negligible that the symptoms would disappear if termites were not exposed to imidacloprid for a longer period. They also noticed the delayed toxicity of imidacloprid and reported that death caused by imidacloprid took several days. The result of the present investigation is to some extent similar to the results of a previous study on *Culex quinquefasciatus* Say (Liu *et al.*, 2004). The result is also similar to that of Paul *et al* (2006) who reported the toxicity of six novel insecticides against *Aedes aegypti*.



**Fig105.** LD<sub>50</sub> values of different insecticides on adult of *A. diaperinus* in RFM (A) and TFM (B) tests.



**Fig106.** LD<sub>50</sub> values of different insecticides on mature larvae of *A. diaperinus* in RFM (A) and TFM (B) tests.



**Fig107.** LD<sub>50</sub> values of different insecticides on newly hatched larvae of *A. diaperinus* in RFM (A) and TFM (B) tests.

## 6.2 BIOASSAY WITH INSECTICIDES AND AZADIRACHTIN

Since, in recent years, there has been increased interest in natural plant-derived materials as alternative pesticides to conventional, broad-spectrum toxicants neem based biopesticides and neem extracts from the neem tree, *Azadirachta indica* Juss, have attracted considerable attention. Neem extracts have a wide range of effects against insect pests, including repellence, feeding, toxicity, sterility and growth regulator-activity (Schmutterer 1990) and low toxicity to vertebrates and natural enemy complex (Jacobson 1989, Mordue and Blackwell 1993) Moreover, allelochemicals (limonoids) present in the neem affect the biochemical and physiological process of insect system and nullify the insect detoxification mechanism thereby not allowing the pest to develop resistance (Thompson 1990, Murugan *et al.* 2000).

Moreover, as the neem possesses insect growth regulatory activity and low toxicity to birds, fish and mammals (Jacobson 1989); the neem-based biopesticides would be effective as a synergistic agent because of the fact that IGR (Nimbecidine) weakens the cuticle defense system of the larvae and easy penetration of pathogenic organism into the insect system (Murugan and Jeyabalan 1999).

Advantages of using botanical insecticides as mixtures with synthetic compounds may act synergistically (Berenbaum 1985), They may show greater overall bioactivity compared to the individual constituents (Berenbaum *et al.* 1991, Chan *et al.* 1995) and insect resistance is much less likely to develop in case of mixtures (Feng and Isman 1995). In toxicology, synergism is defined as the case where the toxicity of two compounds applied together is greater than would be expected from the sum of their individual effects. The use of synergists originally arose from the observation that sesame oil would potentiate the action of natural pyrethrins (Corbett *et al.* 1984). The first synergist was introduced in 1940. Since then many materials have appeared, but only a few are still marketed. Synergists are found in most household, livestock and pet aerosols to enhance the action of the fast knockdown insecticides pyrethrum, allethrin, and resmethrin, against flying insects. Current synergists, such as piperonyl butoxide, contain the methylenedioxyphenyl moiety; a molecule found in sesame oil and later named sesamin (Pap *et al.* 2001).

The mode of action of most synergists is that they inhibit cytochrome P450 dependent polysubstrate monooxygenases (PSMOs). This enzymes produced by

endoplasmic reticulum of cells especially in liver of mammals and in some insect tissues (e.g., fat bodies) (Becker *et al* 1984; Casida 1970). The earlier name for these enzymes was mixed-function oxidases (MFOs). These PSMOs bind the enzymes that degrade selected foreign substances, such as pyrethrum, allethrin, resmethrin or any other synergized compound. Synergists simply bind the oxidative enzymes and prevent them from degrading the toxicant (Bernard and Philogene 1993).

The toxicity of diazinon+ synergist (PBO) against cockroaches, *Pereplaneta americana* L. was found to be more than that observed in the toxicity of Diazinon alone (Rahman and Akter 2008). The toxicity of malathion+ PBO against *Rhizopertha dominica* also showed the similar activity (Rahman *et al* 2007). The mixture of chlorpyrifos and piperonyl butoxide demonstrated some synergistic effect to *A. diaperinus* (Rahman and Akter 2006).

Feeroza and Khaleqe (2005) carried out the laboratory bioassay of Coster WP (commercial preparation of *B. thuringiensis* Var. *Kurstaki*) in combination with Larvin (Thiodicarb) to determine the compatibility and interspecific relationship for synergism of two groups for management of *Helicoverpa armigera* (Hubn). In the present experiment it was also found that Larvin (Thiodicarb) in combination with azadirachtin caused the synergism for management of *A. diaperinus* in treated food method. This combination was more effective at treated food method than contact poisoning.

Celli *et al.* (1974) studied the effects of organophosphat and carbamate insecticides on *Bacillus thuringiensis* preparation against tobacco budworm larvae, *Heliothis veriscens* (F). They reported that among carbamate insecticide, the carbaryl was found to be the most synergistic among all others (Phosmet, methomyl and carbofuran). This is similar to the present result that the carbamate (Thiodicarb) in combination with azadirachtin was more synergistic than organophosphat insecticide fenitrothion.

Masood *et al.* (2001) reported that the insecticidal combination and the neem extracts at their recommended doses reduced 70.2- 95.3% pest infestation 2 days after the spray but gradually decreased to 6.5- 39.6% infestation 17 days after the spray against Jassid and Whitefly. This result is similar to the present results, where Azadirachtin in combination with Deltamethrin and Imidacloprid insecticide showed synergistic action after 72 hours on mature larvae and adults in both TFM and RFM tests.

Lower synergistic effect was found with imidacloprid in insectariums population of *Bamisia tabacy* whereas high level of synergism was observed in the field population in the same species (Kang *et al.*, 2006). The synergistic effect of PBO on active ingredients of imidacloprid varied depending on different species of insects. For example, no synergism of PBO with imidacloprid was found in the resistant strain of tobacco feeding *Myzus persicae* Sulzer (Nauen *et al.*, 1996).

In the present investigation it was observed that imidacloprid (Confidor) when used in conjunction with Azadirachtin offered significant synergism resulting low LD<sub>50</sub> values for imidacloprid in treated filter paper test against mature larvae of *A. diaperinus*. The combination of imidacloprid with azadirachtin was more effective for adults in RFM test, because imidacloprid and azadirachtin both gives a coefficient significantly greater than 100 at all ratios, which indicates a synergistic action. It was reported that imidacloprid was mainly taken up and transferred by body contact (Haagsma 2003, Saran and Rust 2007). So, larvae were more susceptible than adults at contact poisoning of imidacloprid when combined with azadirachtin.

Imidacloprid was more effective in treated food method than residual film method when combined with azadirachtin against adult *A. diaperinus*. Here co-toxicity coefficient of imidacloprid was the highest for adults in treated food method which indicated a synergistic action. But azadirachtin shows low co-toxicity coefficient value. This result indicated that imidacloprid reduced the efficacy of Azadirachtin and Azadirachtin enhanced the toxicity of imidacloprid. This is similar to the findings of Pan Luo (2010) who reported that imidacloprid reduced the efficacy of Fipronil whilst Fipronil enhanced the toxicity of imidacloprid. This is due to the fact that the feeding behavior depends upon both neural input from the insects' chemical senses (taste receptor on tarsi, mouthparts and oral cavity) and central nervous integration of this 'sensory code'. Azadirachtin stimulates specific 'deterrent' cells in chemoreceptors and also blocks the finding of 'sugar' receptor cells, which normally stimulate feeding (Blaney *et al.* 1990, Simmonds *et al.* 1990, Mordue (Luntz) *et al.* 1999). Adults were more susceptible than larvae in stomach poisoning of imidacloprid when combined with azadirachtin.

Sun and Johnson (1960) suggested that the synergistic effect of sesamax and related compounds was due to the inhibition of biological oxidation. The same mechanism of action may also occur in the combinations tested in the present investigation.

In the present study it was observed that deltamethrin was synergized by the azadirachtin at the highest levels in the ratio of 1:3 in treated food method. This was similar of the result of Bitran *et al.* 1983 who reported that, in Brazil, pyrethroid including deltamethrin was found to be highly effective efficacy when combined with piperonylbutoxide (1:5) in stored maize to control *S. zeamais* (Bitran *et al.* 1983a, b). It was also similar to the result of Coulon and Barres (1978) who reported the reproduction of *S. granarius* L could be prevented by treating wheat with 0.5 to 1.0 mg/kg deltamethrin combined with piperonylbutoxide in the ratio of 1:4 or by 0.25 to 0.5 mg/kg deltamethrin synergized in the ratio of 1:10 (Coulon and Barres 1978). It was effective against stored-product pests of maize and coffee in Brazil (Bitran and Campos 1978) including *S. granaries* and *T. castaneum* . Deltamethrin was also effective when combined with malathion to control *S. zeamais*, *R. dominica* and *Cryptolestes spp* (Xianjin *et al.* 1998). Deltamethrin plus piperonylbutoxide (2+8 mg/kg) controlled typical malathion-resistant strains of *S. oryzae'*, *R. dominica*, *T. castaneum*, *Ephestia cautella* (Walk) (Bengston *et al.* 1984), *Callosobruchus maculatus* (F), *C. chinensis* (Duguet and Wu 1984).Deltamethrin (2mg/kg) plus piperonylbutoxide (10mg/kg) had proved satisfactory for the control of all major species of stored-product pests, including Malathion resistant insects, in Australian grain during 9 months storage (Bengston and Desmarchelier 1979). Fumigation followed by treatment with deltamethrin provided the best protection against *S. zeamais* and *S. cerealella*. Deltamethrin was found to be superior to malathion (Bitran *et al* 1981a,b).

Both cypermethrin and lambda- cyhalothrin are known to have a very high insecticidal activity either alone or in combination with synergist against various species of insects (Rahman 1996, Baki *et al* 2002, Rahman *et al* 2007). At high doses PBO increased the effectiveness of pyrethrin against the house flies by 300 fold (Testa and Jenner 1981, Rahman 1996). Correspondingly PBO brought down the dose level of lambda-cyhalothrin in the mixture at ratios 1:1 and greater (Rahman *et al* 2007). Kumar *et al* (1991) found the PBO as an effective synergist with natural pyrethrins and synthetic pyrethroids due to its ability to inhibit the detoxifying mechanism in the insects.

Khatun (2010) found the lowest adult emergence as recorded in the insecticide and nimbicidine combined treatment, which was probably due to higher larval and pupal



mortality because of the toxicity of cypermethrin and deltamethrin, and also in part, due to the synergistic action (Mondal 1984) of nimbidine.

In the present study it was found that deltamethrin was still the most toxic as larvaecide than adulticide. Besides, the mixture of azadirachtin and deltamethrin showed dramatic synergism at different ratios in both RFM and TFM tests after 72 hours for mature larvae. Most important of such alternatives are the pyrethroid derivatives, particularly synergized deltamethrin (Arthur 1994).

In the present study deltamethrin+ azadirachtin was the best combination for controlling of matured larvae in both RFM and TFM tests and imidacloprid+ azadirachtin was the best combination for controlling of adults in both RFM and TFM tests. Fenitrothion alone and combined with azadirachtin showed very low toxicity against both matured larvae and adults of *A. diaperinus*.

Application of low rates of pyrethroids and neonicotinoids mixed with azadirachtin will permit growers to attain the benefits of pest management strategy at reduced cost and insecticide input in the environment.

Nevertheless, avoiding the exceptions, the results of the present investigation clearly suggest the possibility of Azadirachtin as an effective synergist with both Deltamethrin and Imidacloprid against *A. diaperinus*.

## Chapter-7

### Summary

In the present experiments it was found that, Azadirachtin when combined with any insecticide enhanced the toxicity of insecticide. Nimbicidine 0.03% (Azadirachtin) used in the present experiment, contain a lot of oily substance, which easily affected the insects. But when combined with any insecticide these oily substances were reduced.

#### Single action

##### RFM

In RFM test with Azadirachtin 1 and 10 days old larvae of *A. diaperinus* were affected at similar doses. But in case of 20, 30 and 40 day's old larvae the LD<sub>50</sub> values were gradually increased. Adults were less affected, so the LD<sub>50</sub> value was the highest.

Deltamethrin was the best for controlling newly hatched larvae (1 day old) but Azadirachtin was the best for controlling 10, 20, 30, 40 days old larvae and adults in RFM test after 24, 48 and 72 hours exposure. The order of toxicity was Azadirachtin> Thiodicarb> Deltamethrin> Imidacloprid> Fenitrothion.

For 1 days old larvae the order of toxicity was Deltamethrin> Thiodicarb> Azadirachtin> Imidacloprid> Fenitrothion. For 10 days old larvae the order of toxicity was Azadirachtin> Deltamethrin> Imidacloprid>Thiodicarb> Fenitrothion. For 20 and 30days old larvae the order of toxicity was Azadirachtin> Thiodicarb> Fenitrothion>Imidacloprid >Deltamethrin. For 40 days old larvae the order of toxicity was Azadirachtin> Thiodicarb >Imidacloprid > Deltamethrin> Fenitrothion. For adults the order of toxicity was Azadirachtin> Thiodicarb > Deltamethrin > Fenitrothion> Imidacloprid.

##### TFM test

Thiodicarb was the best among all the insecticides for controlling all ages of larvae and adults of *A. diaperinus*. The order of toxicity was Thiodicarb> Imidacloprid> Fenitrothion >Azadirachtin>Deltamethrin.

For 1 days old larvae the order of toxicity was Thiodicarb> Imidacloprid> Deltamethrin> Azadirachtin>Fenitrothion. For 20, 30 and 40 days old larvae the order of toxicity was

Thiodicarb> Imidacloprid> Fenitrothion> Azadirachtin > Deltamethrin. For 10 days old larvae and adults, the order of toxicity was Thiodicarb> Imidacloprid> Azadirachtin> Fenitrothion> Deltamethrin.

The toxicity of all insecticides on all ages of larvae and adults was increased with the time in both RFM and TFM tests, so the amount of insecticides required was reduced with time

### **Combined action**

#### **RFM test**

##### **For mature larvae**

17.844 $\mu\text{g}/\text{cm}^2$  azadirachtin was needed for 89.091% dose reduction of deltamethrin and 15.086 $\mu\text{g}/\text{cm}^2$  azadirachtin was needed for 93.089% dose reduction of imidacloprid. 41.708 $\mu\text{g}/\text{cm}^2$  azadirachtin was required for 93.908% dose reduction of thiodicarb and 58.058 $\mu\text{g}/\text{cm}^2$  azadirachtin for 89.229% dose reduction of fenitrothion for mature larvae. The co-toxicity coefficient of azadirachtin was 119.729-60.744 for deltamethrin at the ratio 1:0.1-1:0.5, 78.461-55.511 for imidacloprid at the ratio 1:1-1:5, 46.714-25.988 for thiodicarb at the ratio 1:3-1:15, 20.225-10.733 for fenitrothion at the ratio 1:1-1:8. The order of toxicity of the insecticides in combination with azadirachtin was Deltamethrin> Imidacloprid> Thiodicarb> Fenitrothion.

##### **For adults**

30.626 $\mu\text{g}/\text{cm}^2$  Azadirachtin was needed for 94.025% dose reduction of Deltamethrin and 31.23 $\mu\text{g}/\text{cm}^2$  for 92.949% dose reduction of Imidacloprid . 37.539 $\mu\text{g}/\text{cm}^2$  Azadirachtin was needed for 93.104% dose reduction of Thiodicarb and 102.562 $\mu\text{g}/\text{cm}^2$  for 89.907% dose reduction of Fenitrothion for adults. The co-toxicity coefficient of azadirachtin was 223.088-113.291 for Deltamethrin at the ratio 1:0.1-1:0.6, 312.717-111.108 for Imidacloprid at the ratio 1:0.02-1:0.2, 141.102-75.996 for Thiodicarb at the ratio 1:2-1:10, 86.493-33.833 for Fenitrothion at the ratio 1:0.05-1:0.5. The order of toxicity of the insecticides in combination with Azadirachtin was Imidacloprid> Deltamethrin> Thiodicarb> Fenitrothion.

## TFM test

### For mature larvae

122.024 ppm azadirachtin was needed for 93.732% dose reduction of deltamethrin and 200.492ppm of azadirachtin was needed for 94.733% dose reduction of imidacloprid. 235.457ppm azadirachtin was needed for 83.941% dose reduction of thiodicarb and 230.576ppm for 93.234% dose reduction of fenitrothion for mature larvae. The co-toxicity coefficient of azadirachtin was 24.713-20.701 for deltamethrin at the ratio 1:1-1:2.5, 17.222-12.605 for imidacloprid at the ratio 1:20-1:35, 20.225-10.733 for thiodicarb at the ratio 1:20-1:80, 13.193-10.363 for fenitrothion at the ratio 1:10-1:25. The order of toxicity of the insecticides in combination with azadirachtin was Deltamethrin> Thiodicarb> Imidacloprid> Fenitrothion.

### For adults

200.159ppm azadirachtin was needed for 93.559% dose reduction of deltamethrin and 180.056ppm azadirachtin was needed for 93.241% dose reduction of imidacloprid. 254.472ppm azadirachtin was required for 84.463% dose reduction of thiodicarb and 361.794ppm for 93.748% dose reduction of fenitrothion for adults. The co-toxicity coefficient of azadirachtin was 32.253-30.609 for deltamethrin at the ratio 1:1.5-1:3, 35.361-30.351 for imidacloprid at the ratio 1:10-1:20, 35.115-24.305 for thiodicarb at the ratio 1:10-1:30, 18.138-16.135 for fenitrothion at the ratio 1:10-1:25. The order of toxicity of the insecticides in combination with azadirachtin was Imidacloprid> Thiodicarb>Deltamethrin> Fenitrothion.

The combination of deltamethrin with azadirachtin was more effective for mature larvae in RFM test, because deltamethrin and azadirachtin both gave a coefficient which was significantly greater than 100 only at the first ratio indicating a synergistic action.

The co-toxicity coefficient of azadirachtin indicates synergistic action when combined with deltamethrin and imidacloprid on adults in RFM test. So, the combination of deltamethrin and imidacloprid with azadirachtin was the most effective for controlling of adults in RFM test after 72 hours.

Azadirachtin and thiodicarb were most effective for all ages of larvae and adults in RFM and TFM tests respectively. Fenitrothion and deltamethrin were less effective in RFM and TFM tests respectively. But at combined action the deltamethrin was most effective.

Deltamethrin+ azadirachtin was the best combination for controlling of matured larvae in both RFM and TFM tests. Imidacloprid+ azadirachtin was the best combination for controlling of adults in both RFM and TFM tests. Fenitrothion alone

and combined with azadirachtin showed very low toxicity against *A. diaperinus* matured larvae and adults.

Summarizing the results with neem products under field conditions, simple aqueous and alcoholic, as well as enriched, formulated products have a high potential for pest control especially in developing countries where the raw material is present in abundance. However, to succeed, certain strategies must be followed, because the application of neem products differs from most of the synthetic compounds.

They are as follows:

1. As neem products are ultra-violet sensitive stomach insecticides, the target insects must take them up as soon as possible during feeding; the more active material they consume the better. The application of neem products should therefore coincide with the most active feeding phases of the target insects.
2. Neem products must be applied against the most sensitive larval instars of the target insects, as there are also remarkable differences in sensitivity during metamorphosis.
3. Because of their delayed effect neem products may be unsuitable if no further damage to treated plants is tolerable and if no insects should be present on plants during marketing. It can be said that perhaps unique mode of action of azadirachtin, which means its controlling effect on insects hormones, especially ecdysone, and the favorable toxicological and selective properties of neem products provide a basis for a new promising way of environmentally sound pest control with bio-rational pesticides within the framework of integrated pest management. Due to the longer residual and systemic effects pesticides based on neem are more suitable than most juvenoids

Azadirachtin from neem affects insects in a variety of different ways: as an antifeedent, insect growth regulator and sterilant. As antifeedant sensitivity varies greatly between insects the overriding efficacy of neem insecticide use lies in its physiological toxic effects. An understanding of the physiological effects of azadirachtin in neem has been reached and biochemical approaches have begun to define its mode of action at the cellular level. Further work is however required to fully understand its mode of action. It is now accepted that neem based insecticides have a wide margin of safety for both user and consumer. Increasing knowledge of how to use neem insecticides in the field is proving a solid base from which successful market penetration may be achieved.

(<http://www.ukessays.com/essays/biology/effect-of-azadirachtin-on-insects-biology-essay>.)

## Chapter-8 Literature Cited

**Abbott WS 1925.** A method of computing the effectiveness of an insecticide. *J. Econ. Ent.* **18:** 265-267

**Acevedo GR, Zapater M and Toloza AC 2009.** Insecticide resistance of housefly, *Musca domestica* (L.) from Argentina. *Parasitol. Res.* **105:** 489-493

**Adams J 2003.** Vector abatement plan – darkling beetles, pp. 1-12. In *CAMM Poultry. Clemson University Cooperative Extension Service, Clemson, South Carolina.*

**Ahmed SM and Grainge M 1986.** Potential of neem tree (*Azadirachta indica*) for pest control and rural development. *Economic Bot.* **40(2):** 201-209

**Ahmed I, Ali RR, Tabassum R, Azmi MA, Naqvi SNH and Khan F 2001.** Toxicity determinations of two pyrethroids karate (cyhalothrin) and deltamethrin as compared to neem extract (NA) on *Tribolium castaneum* (PARC strain). *J. Expt. Zool.* **4 (1):** 169-173

**Akter MY 2011.** *Effects of Some Insecticides and Their Combined Action with Piperonyl Butoxide Against the Lesser Mealworm, Alphitobius diaperinus (Panzer) (Coleoptera: Tenibrionidae).* Unpublished PhD Thesis, Submitted to the faculty of life and earth sciences, University of Rajshahi, Bangladesh.

**Alam Z 1991.** *Review of Pesticide Regulations: A Report of Bangladesh-Canada Agricultural Team.* Bangladesh Agricultural Research Council, Farmgate, Dhaka. 78pp.

**Aldridge WN 1990.** An assessment of the toxicological properties of pyrethroids and their neurotoxicity. *Crit Rev Toxicol;* **21:** 89-104.

**Ali SH, Hussain M, Rahim A and Mondal KAMSH 1991.** Repellent effect of diazinon on *Tribolium castaneum* Harbst. *Bangladesh J. Sci. Ind. Res.* **26:** 158-162.

**Allan EJ, Eeswara P, Johnson S, Mordue (Luntz) AJ, Morgan ED and Stuchbury T 1994.** The production of azadirachtin in-vitro tissue culture of neem, *Azadirachta indica*. *Pestic. Sci.* **42:** 147-152.

**Allan EJ, Stuckbury T and Mordue (Luntz)AJ 1999.** II *Azadirachta indica* A. Juss. (Neem tree): In vitro culture, micropropagation, and the production of azadirachtin and other secondary metabolites. *Biotec. Agric. For.* **43:** 11- 41.

**Alouani A, Rehim N and Soltani N 2009.** Larvicidal activity of a neem tree extract (azadirachtin) against mosquito larvae in the republic of Algeria. *Jordan Journal of Biological Sciences*, **2(1)**: 15-22.

**Anon 1981.** Pesticide death: What is the toll? *Ecoforum* 6: 10p.

**Anon 1983.** *Neem in Agriculture*. Indian Agricultural Research Institute, New Delhi. 85pp.

**Ansari AS and Joshi SC 2004.** Current advances in Herbal based contraceptive research: A worldwide scenario. In *Medicinal Plant: Utilization and Conservation* (PC Trivedi, ed), Aavishkar Publishers, Distributors, Jaipur, India: 319-341.

**Arthur FH 1994.** Efficacy of unsynergized deltamethrin and deltamethrin+ chlorpyrifos-methyl combinations as protectants for stored wheat and stored corn maize. *J. Stored Product Res.* **30**: 87- 94.

**Axtell RC 1999.** Poultry integrated pest management: Status and future. *Integrated Pest Management Reviews* **4**: 53-73.

**Axtell RC and Arends JJ 1990.** Ecology and management of arthropod pests of poultry. *Ann. Rev. of Ent.* **35**: 101-125.

**Baki MA, Rahman MAA, Khatun NA, Zahid RA, Khalequzzaman M, Hussain MM and Sadik G 2002.** Synergistic effect of *Wedelia calendulacea* Less. Plant Extracts with Lambda-cyhalothrin on common housefly *Musca domestica* L. *Biol. Sci.* **2(10)**: 686-689.

**Becker W 1984.** The world of the cell, pp.441-479, The Benjamin/Cumming Publishing Company, Inc. Canada.

**Banu MJA 2004.** *Effects of Azadirachtin on Tribolium castaneum and Tribolium confusum*. Unpublished PhD Thesis. Institute of Biological Sciences, University of Rajshahi, Bangladesh, 324pp.

**Barké HE and Davis R 1969.** Notes on the biology of the darkling beetle, *Alphitobius diaperinus* (Coleoptera: Tenebrionidae). *Journal of the Georgia Entomological Society* **4**: 46-50.

**BCPC (British Crop Protection Council) 1994.** Deltamethrin. In *The Pesticide Manual. Tenth Edition*. (Clive Tomlin, ed), Crop Protection Publications, UK, 1341pp.

**Bell CH, Savvidon N and Wontnersmith TJ 1999.** The toxicity of fluoride (Vikane) to eggs of insect pests of flour mills. *Proc. 7<sup>th</sup> Int. Wkg. Conf. Stored Prod. Prot. Beijing, PR China*, October 14- 16, 1988 (Zuxun J, Quan L, Yongsheng L, Xianchang T and Lianghua G, eds). Vol. 1, pp 345-350.

**Bengston M and Desmarchelier JM 1979.** Biological efficacy of new grain protectants. In (Evans DE ed). *Australian Combinations to the Symposium on the Protection of Grain Against Insect Damage During Storage, Moscow, 1978, CSIRO, Division of Entomology, Canberra*, pp 81-87.

**Bengston M, Davis RAH, Desmarchelier JM, Philips MP and Simpson B W 1984.** Organophosphorous and synergized synthetic pyrethroid insecticides as grain protectants for stored sorghum. *Pestic. Sci.* **15**: 500-508.

**Berenbaum M 1985.** Brementown revisited: interaction among allelochemicals in plants. *Rec. Adv. Phytochem.* **19**: 39- 169.

**Berenbaum M. R. Nitao J. K. Zangerl A. R. 1991.** Adaptive significance of furanocoumarin diversity in *Pastinaca sativa*. *J. chem.Ecol.* **17**: 107- 115.

**Bernard EB and Philogene BJ 1993.** Insecticide synergists: role, importance, and perspectives. *J Toxicol Environ Health.* **38**: 199-223

**Bhojar AS, Siddhabhatti PM, Wadaskar RM and Khan MI 2004.** Seasonal incidence and control of pod borer complex in pigeonpea. *Pestology*, **28**: 99-104.

**Bitran EA and Campos TB 1978.** Resultados preliminares na avaliação de ação residual do piretroide Decis (RU-22974) no controle de pragas de grãos armazenados. In: *Congresso Latinoamericano de Entomologia, Z. and Congress Brasileiro de Entomologia, S. Ilheus, Itabuna 1978, Resumos.*

**Bitran EA, Campos TB, Oliveira DA and Araujo JBM 1981a.** Experimental evaluation of the action of the pyrethroid deltamethrin in the treatment and conservation of unhusked maize in cribs. *Ann. Soc. Ent. Bras.* **10(1)**: 105- 117.

**Bitran EA, Campos TB, Oliveira DA and Araujo JBM 1981b.** Experimental evaluation of the action of the pyrethroid and organophosphorous insecticides in the control of *Sitophilus zeamais* Mostchulsky infestation on stored maize. *Biologico.* **49(11-12)**: 265-273.

**Bitran EA, Campos TB, Oliveira DA and Chiba S 1983a.** Evaluation of residual effectiveness of the pyrethroid deltamethrin in stored grains. *Biologico.* **49(9-10)**: 237-246.

**Bitran EA, Campos TB, Oliveira DA and Chiba S 1983b.** Evaluation of residual action of some pyrethroid and organophosphorous insecticides in the control of *Sitophilus zeamais* Mostchulsky, 1855 infestation on stored maize. *Biologico.* **49(11-12)**: 265-273.

**Blaney WM, Sommonds MSJ, Ley WV, Anderson JC and Toogood PL 1990.** Antifeedant effects of azadirachtin and structurally related compounds on lepidopterous larvae. *Entomol. Exp. Appl.* **55**: 149-160.



**Board N 2004.** *Handbook on Neem and Allied Products*. National Institute of Industrial Research (NIIR), New Delhi, India.

**Bomann W 1989.** NTN 33893: Study for Acute Oral Toxicity to Mice: Lab Project Number: 18593: 100039. Unpublished study prepared by Bayer AG, Dept. of Tox., Wuppertal. 48 p. MRID 42256324.

**Bond EJ and Upitis E 1973.** Response of three insects to sublethal doses of phosphine. *J. Stored Prod. Res.* **8**: 307-313.

**Boozer WE 2011.** Insecticide Susceptibility of the Adult Darkling Beetle, *Alphitobius diaperinus* (COLEOPTERA: TENEBRIONIDAE): Topical Treatment with Bifenthrin, Imidacloprid, and Spinosad.

**Briggs SA 1992.** Basic Guide to Pesticides: Their Characteristics and Hazards. Hemisphere Publishing Corp. Washington, Philadelphia, London.

**Bryne PJ, Bacon JR and Toensmeyer UC 1994.** Pesticide residue concerns and shopping locations. *Agribusiness* **10**: 41-50.

**Burkholder WE and Faustini DK 1991.** Biological methods of survey and control. In: *Ecology and management of food industry pests* (J. R. Gorham, ED.), 361-372.

**Busvine JR 1971.** *A Critical Review of the Techniques for Testing Insecticides* (2<sup>nd</sup> Edition) Commonwealth Agricultural Bureaux, Slough. 345.

**Busvine JR 1980.** Recommended methods of measurement of pest resistance to pesticides. *FAO Plant Prod. Prot.* Paper 21.

**Butterworth JH and Morgan ED 1968.** Isolation of a substance that suppresses feeding in locusts. *J. Chem. Soc. Commun.* **1**: 23-24.

**Campbell SA and Borden JH, 2006.** Intigretion of visual and olfactory cues of hosts and non- hosts by three bark beetles (Coleoptera: Scolytidae). *Ecological Entomology* **31**: 437-449.

**Casida JE 1970.** Mixed function oxidase involvement in the biochemistry of insecticide synergists. *J. Agr. Food Chem.* **18**: 753.

**Casida JE 1973.** *Pyrethrum: the natural insecticide*, New York London: Academic P., New York London, pp.3-15

**Celli G (1974).** Conditions for the survival of the honeybee in present agricultural systems, *Ann. Accad. Naz. Agric. Bologna* **94**: 395-411.

**Champ BR 1979.** Pesticide resistance and its current significance in control of pests of stored products. *Proc. Second Int. Wkg. Conf. Stored Prod. Ent. September 10-16, 1978, Ibadan, Nigeria*, pp 159-181.

**Champ BR 1986.** Occurrence of resistance to pesticides in grain storage pests. In *Pesticides and Humid Tropical Grain Storage Systems*, Proceedings of an International Seminar, Manila, Phillipines, May 27-30, 1985, pp229-255.

**Chan W. Isman M. B. and Chiu S-F. 1995.** Antifeedant and growth inhibitory effect of the limonoid toosendanin and *Malia toosendanin* extracts on the variegated cutworm *Peridroma saucis* (Lep., Noctuidae). *J. Appl. Entomol.* **119**: 367-370.

**Chougourou CD, Dellouh PL, Agbaka A, N'guessanet KR and Gbenou JD 2012.** Toxicité et effets répulsifs de certaines huiles extraites des plantes locales Béninoises sur la mouche domestique *Muscadomestica* L. (DipteraMuscidae). *Journal of Applied Biosciences*, **55**: 3953-3961.

**Coulon J and Barres P 1979.** Resultats obtenus avec quelques pyrethrinoides appliqués au charancon dub le. INRA Laboratory de Phytopharmacia. *Bull. CILDA NO 9*, 8-20.

**Corbett JR, Wright K and Baillie AC 1984.** The biochemical mode of action of pesticides. 2nd ed Academic press, London.

**Crook PG, Novak JA and Spilman TJ 1980.** The lesser mealworm, *Alphitobius diaperinus*, in the scrotum of *Rattus norvegicus*, with notes on other vertebrate associations (Coleoptera, Tenebrionidae; Rodentia, Muridae). *Coleopterists Bulletin* **34**: 393-396.

**Das GP, Karim MA and Pant JC 1986.** Effectiveness of some seed kernel oils as surface protectants against pulse beetle, *Callosobruchus chinensis* Linn. (Bruchidae: Coleoptera). *Trop. Grain. Legume. Bull.* **33**: 30-33.

**Das DR, Parween S and Faruki SI 2006.** Efficacy of commercial neem-based insecticide, Nimbicidine against eggs of the red flour beetle, *Tribolium castaneum* (Harbst). *Univ. J. Zool. Rajshahi Univ.* **25**: 51-55.

**Davis RH and Wray C 1995.** Contribution of the lesser mealworm beetle (*Alphitobius diaperinus*) to carriage of *Salmonella euteritidis* in poultry. *Veterinary Record.* **137(16)**: 407- 408.

**Davis JF, Castro AE, de la Torre JC, Barnes HJ, Doman JT, Metz M, Lu H, Yuen S, Dunn PA, and Teng MN 1996.** Experimental reproduction of severe hypoglycemia and spiking mortality syndrome using field-derived and embryo-passaged preparations. *Avian Dis.* **40**: 158-172

**De Las Casas E, Harein PK, Deshmukh DR and Pomeroy BS 1976.** Relationship between the darkling beetle, fowl pox, and Newcastle disease virus in poultry. *Journal of Econo. Entomol.* **69**: 775-779.

**Despins JL and Axtell RC 1995.** Feeding behavior and growth of broiler chicks fed larvae of the darkling beetle, *Alphitobius diaperinus*. *Poult Sci* **74**:331-6

**Despins JL Turner EC and Ruszler PL 1987.** Construction profiles of high rise caged layer houses in association with insulation damage caused by the lesser mealworm, *Alphitobius diaperinus* (Panzer) in Virginia. *Poult. Sci.* **66**: 243- 250.

**Despins JL, Vaughan JA and Turner EC Jr 1988.** Role of the lesser mealworm *A. diaperinus* (Panzer) (Coleoptera: Tenebrionidae) as a predator of the housefly *Musca domestica* L. (Diptera: Muscidae) in poultry house. *Coleopt. Bull.* **42(3)**: 211-216.

**Despins JL, Axtell RC, Rives DA, Guy JS and Ficken MD 1994.** Transmission of enteric pathogens of turkeys by darkling beetle larva (*Alphitobius diaperinus*) *J. Appl. Poultry Res.* **3**: 1-5.

**Dobie P, Haines CP, Hodges RJ, Prevett PF and Rees DP 1991.** *Insects and Arachnids of Tropical Stored Products: Their Biology and Identification. A Training Manual*, Natural Resources Institute, ODA, London, UK, 246 pp.

**Doull J, Klassen CD and Amdur MO (eds.) 1991.** Toxic effect of pesticides. *In Cassarett and Doull's Toxicology: The Basic Science of Poisons*. 4th ed. NY: Pergamon Press. 889-893.

**Duguet JS, Fleurat-Lessard F and Peruzzi D 1990.** The advantage of mixed preparation of deltamethrin and organophosphorous insecticides for the protection of stored cereals - A review of recent trials. *Proc. 5<sup>th</sup> Int. Wkg. Conf. Stored Prod. Prot. Bordeaux, France, September 9-14, 1990.* (Fleurat-Lessard F and Ducom P, eds). Vollpp517-521.

**Duguet JS and Wu GX 1984.** Evaluation of the effectiveness of deltamethrin on *Callosobruchus chinensis* and *Callosobruchus maculatus*. *Bulletin du C1LDA* No **15**: 15-27.

**Dunford JC 2000.** The darkling beetles of Wisconsin (Coleoptera: Tenebrionidae): taxonomy, natural history, and distributions. Thesis of University of Wisconsin – Madison. 291pp.

**Dunford JC and Kaufman PE 2006.** Lesser mealworm, litter beetle, *Alphitobius diaperinus* (Panzer) (Insecta: Coleoptera: Tenebrionidae). *Entomology and Nematology* Department, Florida Cooperative Extension Service, Institute of Food and Agricultural Sciences, University of Florida, Gainesville, Florida EENY-367.

**Edwards JP and Abraham L 1985.** Laboratory evaluation of two insect juvenile hormone analogues against *Alphitobius diaperinus* (Panzer) (Insecta: Coleoptera: Tenebrionidae). *J. Stored. Prod. Res.* **21 (4)**: 188-194.

**Eidson CA, Schmittle SC, Goode RB and Lal JB 1966.** Induction of leucosis tumors with the beetle *A. diaperinus*. *Am. J. Vet. Res.* **27**: 1053-1057.

**Elbert A, Haas M, Springer B, Thielert W, Nauen R, 2008.** Applied aspects of Neonicotinoid uses in crop protection. *Pest Management Science*, **64(11)**: 1099–1105.

**Elzen GW 1989.** Sublethal Effects of Pesticides on Beneficial Parasitoids. In: Pesticides and Non-target Invertebrates. Ed. by Paul C. Jepson. Intercept Ltd. Dorset, England. pp 129-150.

**ESR 2011.** International Code Council Evaluation Service Report -1851, dated August .

**Fabio LG and Rafael AB 2011.** “Efficacy of Phosphin Gas against the Darkling Beetle (*Alphitobius diaperinus*).” *Acta. Scientiae Veterinariae*, **39(2)**: 965.

**Fairchild EJ 1977.** PhD. Agricultural Chemicals and Pesticides: A Subfile fo the Registry of Toxic Effects of Chemical Substances.. Published by U.S. Department of Health, Education, and Welfare, Public Health Service, Center for Disease Control, National Institute for Occupational Safety and Health.

**Falomo AA 1986.** *The pheromone biology of the lesser mealworm, Alphitobius diaperinus (Panzer), (Coleoptera: Tenebrionidae)*, Doctoral Dissertation, Department of Entomology. University of Wisconsin-Madison, Madison, Wisconsin, 200 pp.

**Ferroza K and Khaleq A 2005.** Compatibility of Bio-insecticide with Chemical Insecticide for Management of *Helicoverpa armigera* Huebner. *Pak. J. of Bio. Sci.* **8 (3)**: 475-478, ISSN 1028-8880.

**Feng R and Isman MB 1995.** Selection for resistance to azadirachtin in the green peach aphid *Myzus persicae*. *Experientia* **51**: 831-833.

**Ferdous J 2006.** *Effect of the predator, Xylocoris flavipes (Renter) and the insect growth regulators Triflumuron and Diflubenzuron on Tribolium castaneum (Herbst)*. Unpublished PhD Thesis. Institute of Biological Sciences, University of Rajshahi, Bangladesh 168 pp.

**Finney DJ 1947.** *Probit Analysis: a statistical treatment of sigmoid response curve*. Cambridge University Press, London, pp 333.

**Forrester NW 1990.** Designing, implementing and servicing on insecticide resistance management strategy. *Pestic. Sci.* **28**: 167-180.

**Fox P 1990.** *Insect Growth Regulators*. PJB Publ. Ltd. Richmond, Surrey UK 102 pp.

**Francisco O and Prado AP 2001.** Characterization of the larval stages of *Alphitobius diaperinus* (Panzer) (Coleoptera:Tenebrionidae) using head capsule width. *Brazilian Journal of Biology* **61**: 125-131.

- Gall A 1980.** Are lesser mealworms worth the trouble they cause? *Poultry Digest* **39**: 76–77.
- Gallo MA and Lawryk NJ 1991.** Organic phosphorus pesticides. In Handbook of Pesticide Toxicology. Hayes, W. J., Jr. and Laws, E. R., Jr., Eds. Academic Press, New York, NY, 5-3
- Gautam RD 1989.** Exploration of lesser mealworm for the control of storage insects together with its stages and effect of seed viability. *Agric. stan. India*. **64**: 487-489.
- Geden CJ and Axtell RC 1987.** Factors affecting climbing and tunneling behavior of the lesser mealworm (Coleoptera: Tenebrionidae). *J. Econ. Entomol.* **80**: 1197-1204.
- Geden CJ and Hogsette JA 2001.** Research and extension needs for integrated pest management for arthropods of veterinary importance. Center for Medical, Agricultural, and Veterinary Entomology USDA-ARS Workshop Proceedings, Lincoln, Nebraska. [http://www.ars.usda.gov/Services/docs.htm?docid=10139\\_](http://www.ars.usda.gov/Services/docs.htm?docid=10139_) (21 March 2006).
- Georghiou GP and Mellon RB 1983.** Pesticide resistance in time and space, pp. 1-46. In G. P. Georghiou and T. Saito (eds.), *Pest Resistance to Pesticides*. Plenum, New York.
- Gervais JA, Luukinen B, Buhl K and Stone D 2010.** "Imidacloprid Technical Fact Sheet". National Pesticide Information Center. Retrieved 12 April 2012.
- Goodwin MA and Waltman WD 1996.** Transmission of Eimeria, viruses, and bacteria to chicks: darkling beetles (*Alphitobius diaperinus*) as vectors of pathogens. *J Appl. Poultry Res.* **5**: 51-55.
- Golob P, Changjanan P, Ahmed A and Cox J 1985.** Susceptibility of *Prostephanus truncatus* (Horn) (Coleoptera: Bostrichidae). *Journal of stored Products Research*, **21**:141-150.
- Gould GE and Moses HE 1951.** Lesser mealworm infestation in a broiler house. *J Econ. Entomol.* **44**: 265.
- Guizhong H, Shurtong L, Wuzhon Z, Aijn D, Jiangtao H, Quankui L and Jianqiang W 1999.** A preliminary report of experiment for controlling rice weevil (*Sitophilus oryzae*) in stored wheat by compounds of synergist MS-8 and pesticide. *Proc. 7<sup>th</sup> Int. Wkg. Conf. Stored Prod. Prot. Beijing, PR China, October. 14-16, 1998.* Vol!. pp 904-906.
- Haagsma K 2003.** Utilization and movement of toxicants and nutrients and their effects on the Western subterranean termite, *Reticulitermes hesperus* Banks (Isoptera: Rhinotermitidae). Ph.D. dissertation. Department of Entomology, University of California, Riverside.
- Halstead DGH 1963.** External sex differences in stored products Coleoptera. *Bull. Ent. Res.* **54**: 119-134.

**Hammann I and Sirrenberg W 1980.** Laboratory evaluation of SIR 8514, a new chitin synthesis inhibitor of the benzoylated urea class. *Pflanzenschutz Nachrichten Bayer*. **33(1)**: 1-34.

**Harding WC and Bissell TL 1958.** Lesser mealworms in a brooder house. *J Econ. Entomol.* **51**: 112.

**Hasanuzzoha SM 2004.** *Environment friendly use of pesticides in the field crop protection in Bangladesh and pre/post safety measures for the farmers.* Unpublished PhD Thesis, University of Rajshahi, Bangladesh 366 pp.

**Hasnat H 2003.** *Combined Action of Dimilin and Deltamethrin on Tribolium castaneum (Herbst).* Unpublished Ph D Thesis, University of Rajshahi, Bangladesh. 273 pp.

**Hasnat H and Mondal KAMSH 2003.** Dose-mortality response of *Tribolium castaneum* to dimilin and deltamethrin. *J. bio-sci.* **10**: 75-79.

**Hasnat H, Mondal KAMSH and Parween S 2003a.** Effect of dimilin and deltamethrin on development of *Tribolium castaneum* (Herbst) (Coleoptera: Tenebrionidae). *Univ. J. Zool. Raj. Univ.* **22**: 87-91.

**Hasnat H, Mazid MA, Mondal KAMSH, Islam W and Parween S 2003b.** Effect of insect growth regulators on the population of *Tribolium* species. *J. Sci. Foundation* **1(2)**: 93-98.

**Hassall KA 1990.** *The Biochemistry and Uses of Pesticides: Structure, Metabolism, Mode of Action and Uses in Crop Protection.* 2nd Edition. VCH Publishers, NY.

**Hayes Jr 1982 (Wayland).** *Pesticides Studied in Man.* Williams and Wilkins Publishers. Baltimore, MD.

**Hewlett PS 1960.** Joint action in insecticides. *Adv. Pest. Control. Res.* **3**: 27-74.

**Hickle LA, Gregory AB and Jewel MP 2008.** Use of a *Bacillus thuringiensis* Microbe for Controlling Lesser Mealworm, *Alphitobius diaperinus*. *United States Patent* [19].

**Hill SD 1990.** *Pests of Stored Products and Their Control.* Belhaven Press, London 274pp.

**Hill EF 1995.** Organophosphorus and carbamate pesticides, in Hoffman DH, Rattner BA, Burton GA Jr and Cairns J Jr, eds, *Handbook of ecotoxicology*: Boca Raton, Fla., Lewis Publishers, p 243–274.

**Hinton HE and Corbet AB 1975.** *Common Insect pests of stored products* London Trustees of the British Museum (Natural History) **15**: 39pp.

**Hu MY and Chiu SF 1993.** Experiments on the effectiveness of some botanical insecticides in controlling the confused flour beetle (*Tribolium confusum*). *J. South-China Agric. Univ.* **14:** 4, 32-37.

**Hussain M, Mondal KAMSH and Rahim A 1991a.** Repellent effect of nogos to adults *Tribolium castaneum* Herbst. *Pakistan J. Sci. Ind. Res.* **34(1):** 32-33.

**Hussain M, Mondal KAMSH, Ali SH and Rahim A 1991b.** Avoidance of Sumithion by *Tribolium castaneum* (Herbst). *Tribolium Inform Bull.* **31:** 70-73.

**Hussain M, Mondal KAMSH, Ali SH and Rahim A 1994.** Repellent effect of diazinon on larval *Tribolium confusum* Duval. *Bangladesh J. Sci. Ind. Res.* **29:** 41-45.

**Ichinose T, Shibasaki S and Ohta M 1980.** Studies on the biology and mode infestation of the tenebrionid beetle *Alphitobius diaperinus* (Panzer) harmful to broiler-chicken houses. Japan. *J. Applied Zool.* **34:** 417-421 (in Japanese).

**Isman MB 1993.** Growth inhibitory and antifeedant effects of azadirachtin on six noctuids of regional economic importance. *Pesticide Sci.* **38:** 57-63.

**Isman MB 1997.** Barriers to the commercialization of new botanical insecticides. *Phytoparasitica* **25:** 339-344.

**Jacobson M 1985.** The neem tree: natural resistance par excellence. *In Natural Resistance of plants to pests. ACS Symposium Series*, 296pp.

**Jacobson M 1989.** Focus on phytochemical pesticides, Vol. 1: The neem tree. CRC, Boca Raton, FL.

**Jacobson M 1990.** *Glossary of Plant-Derived Insect Deterrents.* CRC Press, Boca Raton, Florida, USA. 213pp.

**Jbilou R, Ennabili A and Sayah F 2006.** Insecticidal activity of four medicinal plant extracts against *Tribolium castaneum* (Herbst) (Coleoptera: Tenebrionidae). *African J. Biotech.* **5(10):** 936-940.

**Jermannaud A and Pochon JM 1994.** The fate of residues of deltamethrin in treated wheat during its transformation into food products. *Proc. 6th Int. Wkg. Conf. Stored Prod. Prot. April 17-23, 1994, Canberra, Australia, Vol 2:* 798-803.

**Johnson MK 1975.** Organophosphorus esters causing delayed neurotoxic effects, mechanism of action and structure/ activity studies. *Arch. Toxicol.* **34:** 259-288.

**Jolly DA, Schutz HG, Diaz-Knauf KV and Johal J 1989.** Organic Foods: consumer attitudes and use. *Food Technol.* **43**: 60-66.

**Jones R, Hunt T, Norris F and Harden C 1989.** Field research studies on the movement and degradation of thiodicarb and its metabolite methomyl; *Journal of Contaminant Hydrology*; 4:359.

**Kamaruzzaman AHM 2000.** *Effects of cyromazine and pirimiphos-methyl on Tribolium castaneum Herbst and Tribolium confusum Duval.* Unpublished PhD Thesis, University of Rajshahi, Bangladesh. 302 pp

**Kang CY, Wu G and Miyata T 2006.** Synergism of enzyme inhibitors and mechanisms of insecticide resistance in *Bemisia tabaci* (Gennadius) (Hom., Aleyrodidae). *J. App. Entomol.* **130(6-7)**: 377-385.

**Kaufman PE, Reasor C, Waldron JK and Rutz DA 2005.** Suppression of adult lesser mealworm (Coleoptera: Tenebrionidae) using soil incorporation of poultry manure. *J Econ. Entomol.* **98**: 1739-1743.

**Kaufman PE, Strong C, and Rutz DA 2008.** Susceptibility of lesser mealworm (Coleoptera: Tenebrionidae) adults and larvae exposed to two commercial insecticides on unpainted plywood panels. *Pest Management Science* **63**: 108-111.

**Kerns DL and Tellez T 1997.** Lannate and Larvin Resistance in Beet Armyworms from the Low Desert Regions of Arizona and California. 109-115pp

**Ketkar CM 1976.** *Utilization of Neem (Azadirachta indica A. Juss) and its Bye-products.* Directorate of Non-edible Oils and Soap Industry, Khadi and Village Industries Commission, Bombay. 234pp.

**Khalequzzaman M and Nahar J 2001.** Toxicity of Nine Insecticides to Adult *Tribolium castaneum* (Herbst). *J. Bio. Sci.* **1(11)**: 1043-1045.

**Khalequzzaman M and Nahar J 2003.** Toxicity of azadirachtin to larvae and adults of *Tribolium castaneum* (Herbst). *Univ. J. Zool. Rajshahi Univ.* **22**: 47- 53.

**Khalequzzaman M and Nahar J 2008.** Relative toxicity of some insecticides and azadirachtin against four crop infesting aphid species. *Univ. j. zool. Rajshahi Univ.,* **27**: 31-34.

**Khan AR and Selman BJ 1981.** Effect of pirimiphos-methyl, Nosema white and pirimiphos-methyl + Nosema white doses on the growth of *Tribolium castaneum* adults. *J. Invert. Pathol.* 49: 336- 338.



**Khanom NP 2004.** *Effect of neem plant extracts and insect growth regulators on Tribolium castaneum (Herbst)*. Unpublished PhD Thesis, University of Rajshahi, Bangladesh. 339 pp.

**Khatun R and Mondal KAMSH 2004.** Response of *Tribolium castaneum* (Herbst) to pyrethrin. *J. Sci. Foundation* **2(2)**: 25-28.

**Khatun R 2010.** *Combined Action of Pyrethroid Insecticides and Azadirachtin on Tribolium castaneum (Herbst)*. Unpublished PhD Thesis, University of Rajshahi, Bangladesh.

**Kidd H and James DR Eds. 1991.** *The Agrochemicals Handbook*, Third Edition. Royal Society of Chemistry Information Services, Cambridge, UK, 3-11.

**Kljajic P and Peric I 1998.** In press. Altered susceptibility of granary weevil *Sitophilus granaries* (L.) (Coleoptera: Curculionidae) populations to insecticides after selection with pirimiphos-methyl and deltamethrin, *Journal of Stored Products Research*.

**Kolaczinski JH and Curtis CF 2004.** Chronic illness as a result of lowlevel exposure to synthetic pyrethroid insecticides: a review of the debate. *Food Chem Toxicol* **42**: 697-706.

**Krishnaiah NV 1999.** International Seminar on Integrated Pest Management, Hyderabad, India.

**Kumar S, Thomas A and Pillai MK 1991.** Involvement of monooxygenase as a major mechanism of deltamethrin resistance in larvae of three species of mosquitoes. *Indian J. Exp. Biol.* **29**: 379- 384.

**Laliberte R 1995.** How safe your child's food? *Parent* **70**: 30-32.

**Lambkin TA 2001.** Investigations into the management of the darkling beetle. *A Report for the Rural Industries Research and Development Corporation*. RIRDC publ. no. 01/151. (<http://www.rirdc.gov.au/reports/EGGS/01-151.pdf>).

**Lambkin TA 2005.** Baseline responses of adult *Alphitobius diaperinus* (Panzer) (Coleoptera: Tenebrionidae) to fenitrothion, and susceptibility status of populations in Queensland and New South Wales, Australia. *J Econ. Entomol.* **98**: 938-942.

**Lancaster JL and Simco JS 1969.** Pre-treated rice hull litter for the control of the lesser mealworm. *Arkansas Experiment Station Report Series.* **174**: 1-13.

**Legner EF and Olton GS 1970.** Worldwide survey and comparison of adult predator and scavenger insect populations associated with domestic animal manure where livestock is artificially congregated. *Hilgardia* **40**: 225-266.

**Liu HEW, Cupp KM, Micher AG and Liu N 2004.** Insecticide resistance and cross-resistance in Alabama and Florida strains of *Culex quinquefasciatus* (sic). *J. Med. Entomol.* **41**: 408-413.

**Lohra Y, Singhvi PM and Pamwar M 2001.** Effect of certain plant extracts on oviposition of rust-red flour beetle, *Tribolium castaneum* Herbst: infesting stored jowar. *J. Appl. Zool. Res.* **12(1)**: 67-70.

**Longstaff BC and Desmarchelier JM 1983.** The effects of the temperature/ toxicity relationships of certain pesticides upon the population growth of *Sitophilus oryzae*. *J. Stored Prod. Res.* **19(1)**: 25-29.

**Lowery DT and Smirle MJ 2000.** Toxicity of insecticides to oblique banded leafroller, *Choristoneura rosaceana*, larvae and adults exposed previously to neem seed oil. *Entomol. Exp. Appl.* **95**: 201-207.630.

**Lyon WF 2000.** Lesser Mealworm. *Ohio State University Extension Fact Sheet. HYG-2172-97.* pp. 1-6.

**Malik MM and Naqvi SHM 1984.** Screening of some indigenous plants as repellents or antifeedants for stored grain insects. *J. Stored Prod. Res.* **20**: 41-44.

**Mansour F, Ascher KRS and Omari N 1986.** Effects of different solvents on the predacious mite *Phytoseiulus persimilis* and the phytophagous mite *Tetranychus cinnabarinus* as well as on the predatory spider *Chiracanthium mildei*. *Proc. 3rd Int. Neem Conf. Nairobi 1986, Eschbon, GTZ.* pp 703.

**Martinez SM and Van Emden HF 2001.** Growth Disruption, Abnormalities and Mortality of *Spodoptera littoralis* (Boisduval) (Lepidoptera: Noctuidae) Caused by Azadirachtin. *Neotropical Entomology*, **30(1)**: 113-125.

**Masood KK, Khan L, Awan MN and Hussain AS 2001.** Evaluation of some insecticidal combination and neem ( *Azadirachta indica* A. juss)Extracts Against Jassid and White fly on cotton and their effect on the yield. *Pakistan Journal of Biological Sciences* **4 (4)**: 419- 421.

**Matsuda K, Buckingham SD, Kleier D, Rauh JJ, Grauso M and Sattelle DB 2001.** Neonicotinoids: insecticides acting on insect nicotinic acetylcholine receptors. *Trends Pharmacol. Sci.*, **22(11)**: 573-80.

**Mazid MA 2000.** *Effect of Triflumuron on the confused flour beetle, Tribolium confusum Duval (Coleoptera: Tenebrionidae).* Unpublished Ph D Thesis, University of Rajshahi, Bangladesh. 279 pp.

**Mc Allister JC, Steelman CD & Skeeles JK 1994.** Reservoir competence of the lesser meal worm (Coleoptera: Tenebrionidae) for *Salmonella typhimurium* (Eubacteriales : Enterobacteriaceae). *J. Med. Entomol.* **31**:369-372.

**McAllister JC, Steelman CD, Newberry LA and Skeeles JK 1995a.** Isolation of infectious bursal disease virus from the lesser mealworm, *Alphitobius diaperinus* (Panzer). *Poult. Sci.* **74**: 45-49

**McAllister JC, Steelman CD and Carlton CE 1995b.** Histomorphology of the larval and adult digestive systems of *Alphitobius diaperinus* (Coleoptera: Tenebrionidae). *Journal of the Kansas Entomological Society* **68**: 195-205.

**McAllister JC, Steelman CD, Skeeles JK, Newberry L A and Gbur EE 1996.** Reservoir competence of *Alphitobius diaperinus* (Coleoptera:Tenebrionidae) for *Escherichia coli* (Eubacteriales:Enterobacteriaceae). *J. Med. Entomol.* **33**: 983-987.

**McFarlane JA 1971.** The carnivorous beetles of the Ithundu Caves, Kenya. *Studies in Speleology* **2**: 149-158.

**McInlyre A, Allison N and Penman DR 1989.** *Pesticides: Issues and options for New Zealand*. Ministry for Environment, Wellington, New Zealand, p 202.

**Mee KC, Sulaiman S and Othman HF 2009.** Efficacy of *Piper aduncum* extract against the adult housefly (*Musca domestica*). *J. Trop. Med. Parasitol.* **32**: 52-57.

**Meena RS, Srivastava CP and Joshi N 2006.** Bioefficacy of some insecticides against the major insect pests of short duration pigeonpea. *Pestology*, **30**: 13-16

**Meister RT 2000.** Farm Chemical Handbook. Meister Publishing Company, Willoughby, OH, **86**:C45.

**Melnikov NN 1971.** Chemistry of Pesticides. Springer-Verlag. New York, Heidelberg, Berlin.

**Metcalf RL 1980.** Changing role of insecticides in crop protection. *Annual Review of Entomology* **25**: 219-256.

**Metcalf CL and Flint WP 1962.** *Destructive and Useful Insects: Their Habits and Control*, 4<sup>th</sup> Edition (Revised by: R.L. Metcalf). Mc Graw-Hill Book Company, New York, San Francisco, Toronto, London. 1087 pages.

**Minitab. 1997.** Users guide 2: data analysis and quality tools. Minitab, State College, PA.

**Mondal KAMSH 1984a.** *Effects of methylquinone, aggregation pheromone and pirimiphos-methyl on Tribolium castaneum (Herbst) larvae*. PhD Thesis. University of Newcastle Upon Tyne, UK, 259 pp.

**Mondal KAMSH 1984b.** Dose-mortality response of *Tribolium castaneum* Herbst larvae to pirimiphos-methyl. *Int. Pest Cont.* **26(5)**: 128-129.

**Mondal KAMSH 1984c.** Repellent effect of pirimiphos-methyl to *Tribolium castaneum* Herbst larvae. *Int. Pest Cont.* **26(4)**: 98-99.

**Mondal KAMSH and Khalifa NA 1990.** Repellent effect of ficam plus to adult and larval *Tribolium castaneum* Herbst. *Pakistan J. Zool.* **22(1)**: 45-49.

**Mondal KAMSH 1983.** Horizontal dispersion of *Tribolium castaneum* larvae: The influence of different food levels. *Tribolium Inf. Bull.* **23**: 112-114.

**Mordue (Luntz) AJ and Nisbet AJ 2000.** Azadirachtin from the Neem Tree *Azadirachta indica*: its Action Against Insects. *An. Soc. Entomol. Brasil* **29(4)**: 615-632.

**Mordue (Luntz) AJ, Nisbet AJ, Jennens L, Ley SV and Mordue W 1999.** Tritated dihydroazadirachtin binding to *Schistocerca gregaria* testes and *Spodoptera* Sf9 cells suggests a similar cellular mechanism of action for azadirachtin, p.247-258. In R.P. Singh & R.C. Saxena (eds.), *Azadirachta indica*, A. Juss. Int. Neem Conference, Gatton, Australia 1996. Oxford & IBH Publ. Co. PVT Ltd.

**Mordue (Luntz) AJ and Blackwell A 1993.** Azadirachtin: an update. *Journal of Insect Physiology* **39**: 903-924.

**Mukherjee SN and Ramachandran R 1989.** Effects of azadirachtin on the feeding, growth and development of *Tribolium castaneum* Herbst. (Coleoptera: Tenebrionidae). *J. Appl. Ent.* **10(2)**: 145-149.

**Munakata K 1977.** Insect feeding deterrents in plant. In *Chemical Control of Insect Behaviour: Theory and Application*. John Wiley and sons, New York, pp 93- 102.

**Murugan K and Jeyabalan D 1999.** Effect of certain plant extracts against the mosquito, *Anopheles stephensi* Liston. *Current Science*, **76(5)**: 631-633.

**Murugan K, Senthil Kumar N, Jeyabalan D and Swamiappan M 2000.** Influence of *Helicoverpa armigera* (Hubner) diet on its Parasitoid, *Campoletis chloridae* Uchida. *Insect Science and its Application*. **20 (1)**: 23-31.

**Muthukrishna N, Palaniswamy S, Rajagam J, Manoharan T and Thangaraj T 2002.** Evaluation of IPM strategies and new insecticides molecules against tomato pests. *Int. Conf. Veg.*, November 11-14, 2002, Bangalore, Karnataka, India, pp. 254.

**Nahar G and Wadud MA 2000.** Studies on the cannibalism of *Alphitobius diaperinus* (Panzer) (Coleoptera: Tenebrionidae). *J. Asiat. Soc. Bangladesh Sci.* **26**: (1) 131-134.

**Nakazato Y 1988.** NTN 33893: Acute Toxicity Study on Mice: Lab Project Number: RS88038. Unpublished study prepared by Nihon Tokushu Noyaku Seizo K.K. 6 p. MRID 42256325.

**Nasiruddin M and Mordue (Luntz) AJ 1993.** The effect azadirachtin on the midgut histology of the locusts, *Schistocerca gregaria* and *Locusta migratoria*. *Tissue Cell* **25**: 875-884.

**National Pesticide Information Center 2010.** Imidacloprid: General Fact Sheet. May 2010.

**National Research Council (NRC) 1992.** *Neem: a tree for solving global problems*. National academy press.

**Nauen R, Strobel J, Tietjen K, Otsu Y, Erdelen C and Elbert A 1996.** Aphicidal activity of imidacloprid against a tobacco feeding strain of *Myzus persicae* from Japan closely related to *Myzus nicotianae* and highly resistant to carbamate and organophosphates. *Bull. Entomol. Res.* **86**: 165-171.

**Neves DP, De Souza FTP, De Seliva JML and Cuncha HC 1987.** Control of *Musca domestica* (Diptera: Muscidae) in faces of egg laying chickens by using larvae of *Alphitobius piecius* (Coleoptera: Tenebrionidae). *Arguivo-Brusileiro-de-Medicina-Veoterinaria-e-Zoolecnia*. **39(4)**: 547-551.

**Nolan M Jr 1982.** Beetle control in broiler houses *Alphitobius diaperinus*. *Poultry Digest* **41**: 458-459.

**Odderskaer P, Tybirk K, Topping JA, Axelsen M and Pedersen CJB 2003.** Effects of reduced pesticide use on plants, insects and birds. *DJF Repport, Markbrug* **89**: 119-211.

**Ohkawa H 1982.** Stereoselectivity of organophosphorus Insecticides. In " *Insecticide Mode of Action*" (Coats, J. R. ed) Academic Press Inc. N. Y. 163-185.

**OHS Database. Occupational Health Services, Inc. 1993** (August) MSDS for Acephate. OHS Inc., Secaucus, NJ.

**Olkowski W, Deer S and Olkiwski H, 1991.** Inorganic Organics and Botanicals. In common-sense pest control; Tauton press; Newtown, CT. 1991, 107-127.

**Oudejans AH 1982.** *Agro-pesticides: Their Management and Application*. ESCAP, Bangkok, Thailand. 205pp.

**Pacheco IA, Sartori MR and Bolonhazi S 1990.** Resistance to Malathion. Pirimiphos-methyl and Fenitrothion in Coleoptera from stored grains. *Proc. 5<sup>th</sup> Int. Wkg. Conf. Stored Prod. Prot. Bordeaux. France, 9-14, September 1990*. Fleurat-Lessard F and Ducom P eds). Vol 2. pp 1029-1037.

**Padhee AK, Saxena JD, Sinha SR and Srivastava C 2002.** Selection for resistance to deltamethrin in red flour beetle, *Tribolium castaneum*. *Ann. Pl. Prot.* **10(2)**: 220-224.

**Pan Luo 2010.** *Toxicity Interaction of Fipronil and Imidacloprid Against Coptotermes formosanus*. B.S., China Agricultural University, August 2010.

**Pap L, Arvai G, Bertok B, Ribai ZK and Bakonyvari I 2001.** Comparative evaluation of new synergists containing a butynyl type synergophore group and piperonyl butoxide derivatives. *Pest Manag. Sci.* **57**: 186-190.

**Park T and Frank MB 1948.** The fecundity and development of the flour beetles, *Tribolium confusum* and *Tribolium castaneum* at three constant temperatures. *Ecology* **29**: 368-372.

**Paul A, Harrington LC and Scott JG 2006.** Evaluation of Novel Insecticides for Control of Dengue Vector *Aedes aegypti* (Diptera: Culicidae). *J. Med. Entomol.* **43(1)**: 55-60.

**Pfeiffer DG and Axtell RC 1980.** Coleoptera of poultry manure in caged-layer houses in North Carolina. *Environmental Entomology* **9**: 21-28.

**Piccolo de Villar MI, Seccacini E, Fontar A and Zerba EN 1987.** Activity of the insect growth regulators fenoxycarb (RO-13-5223) on *Triatoma infestam* (Hemiptera). *Comp. Biochem. Physiol.* **87C**: 367-373.

**Pimentel D 1981.** *An Overview of Integrated Pest Management*. Department of Ecology and Systematic, Cornell University, Ithaca, NY. Pp 52.

**Pimentel D 1983.** Environmental aspects of pest management. In *Chemistry and World Food Supply: The Frontiers* (Shemitt LW ed). pp 185-201, Pergamon Press, Oxford and New York.

**Pinniger DB 1975.** The behavior of insects in the presence of insecticides: effect of fenitrothion and malathion on resistant and susceptible strains of *Tribolium castaneum* (Herbst). *Proc. 1<sup>st</sup> Int. Wkg. Conf. Stored Prod. Ent. Savannah 1974*: 301-308.

**Pinto AR Jr, Furiatti RS, Pereira PRVS and Lazzari FA 1997.** Avaliac, ao de insecticidas no Controle de *Sitophilus oryzae* L (Coleoptera: Curculionidae) em *Rhyzopertha dominica* Fab (Coleoptera: Bostrichidae) em Arroz Armazenado. *Anais da Sociedade Entomologica do Brasil* **26**: 285-290.

**Poland TM, Haack RA, Petrice TR, Miller DL and Bauer LS 2006.** Laboratory Evaluation of the Toxicity of Systemic Insecticides for Control of *Anoplophora glabripennis* and *Plectroder ascalator* (Coleoptera: Cerambycidae). *J. Econ. Entomol.* **99(1)**: 85-93.

**Poole RW and Gentili P 1996.** Nomina Insecta Nearctica: A check list of the insects of North America. Volume 1. *Entomological Information Services*, Rockville, MD.

**Preiss FJ 1969.** *Bionomics of the lesser mealworm, Alphitobius diaperinus (Coleoptera: Tenebrionidae)*, Ph.D. Dissertation, Department of Entomology. University of Maryland, College Park, Maryland.

**Preiss FJ and Davidson JA 1971.** Adult longevity, pre-oviposition period and fecundity of *Alphitobius diaperinus* in the laboratory (Coleoptera: Tenebrionidae). *Journal of the Georgia Entomological Society* **6**: 105-109.

**Preiss FJ and JA Davidson 1968.** The effect of temperature and humidity on egg hatch of the lesser mealworm, *Maryland Agricultural Experiment Station, College Park, Maryland, U.S.A. Miscellaneous Bulletin*, **660**: 1-7.

**Prickett AJ and Ratcliffe CA 1977.** The behaviour of *Tribolium castaneum* (Herbst) and *Sitophilus granarius* (L) in the presence of insecticide-treated surfaces. *J. Stored Prod. Res.* **13**: 145-148.

**Propp GD and Morgan PB 1985.** Mortality of eggs and first stage larvae of the house fly, *Musca domestica* L. (Diptera: Muscidae) in poultry manure. *J. Kansas Entomol. Soc.* **58**(3):442-447.

**Rahman ASMS and Akter MY 2006.** Toxicity of diazinon and cypermethrin against the American cockroach, *Periplaneta americana* (L.). *Univ. J. Zool. Rajshahi University.* **25**: 63-64.

**Rahman ASMS and Akter MY 2008.** Potential of cypermethrin or diazinon and their combined action with piperonyl butoxide (PBO) against *Periplaneta Americana* L. *Univ. J. Zool. Rajshahi University.* **27**: 101- 102.

**Rahman ASMS, Akter MY, Rezwana F and Waliullah T 2007.** Toxicity of malathion and lambda-cyhalothrin with piperonyl butoxide against the lesser grain borer, *Rhizopertha dominica*. *Unv. J. Zool. Rajshahi University.* **26**: 103-105.

**Rahman ASMS 1996.** *Synergism of insecticidal action and effects on detoxifying enzymes in four strains of the house fly, Musca domestica* (L.) M Phil. Thesis. Univ. Newcastle, UK. pp 159.

**Rajappan K, Ushamalini C, Subramamian N, Narasimhan V and Abdul Karim A 2000.** Effect of botanicals on the population dynamics of *Nephotettix virescens*, rice tungro disease incidence and yield of rice. *Phytoparasitica* **28**: 10-20.

**Rajasekaran T, Pereira J, Ravishankar GA and Venkataraman LV 1996.** Repellency of callus derived pyrethrins to mosquito *Culex quinquefasciatus* Say and flour beetle *Tribolium castaneum* Herbst. *Int. Pestcont.* **38**(5): 154-156.

**Ramadan AA 1988.** Action of pyrethroids on K<sup>+</sup> simulated calcium uptake by, and (3H) nimodipine binding to, rat brain synaptosomes. *Pest. Biochem. Physiol.* **32**: 114-122.

**Rashid M, Khan MA and Khan MA 2006.** Comparative toxicity of plant extracts *Azadirachta indica* A Juss and *Dipalzium esculantum* Ratz against sugarcane stalk borer *Chilo auricilius* Dudgeon (Lepidoptera: Crambidae). *J. Ent. Res.* **30**(2): 109-118.

**Ray DE and Fry JR 2006.** A reassessment of the neurotoxicity of pyrethroid insecticides. *Pharmacol Ther*; **111**: 174-193.

**Reichmuth CH 1992.** A quick test of determined phosphin resistance in stored product insect pests. *Proc. European Cong. Ent. April. 1991, Vienna.* pp 245-247.

**Rharrabe K, Amri H, Bouayad N and Sayah F 2008.** Effects of azadirachtin on post-embryonic development, energy reserves and  $\alpha$ -amylase activity of *Plodiainterpunctella* Hübner (Lepidoptera: Pyralidae). *Journal of Stored Products Research*, **44**: 290-294.

**Roche AJ, Cox NA, Richardson LJ, Buhr RJ, Cason JA, Fairchild B D and Hinkle N C 2009.** Transmission of *Salmonella* to broilers by contaminated larval and adult lesser mealworms, *Alphitobius diaperinus* (Coleoptera: Tenebrionidae). *Poultry Science* **88**: 44-48.

**Rueda LM and Axtell RC 1996.** Temperature-dependent development and survival of the lesser mealworm, *Alphitobius diaperinus*. *Medical and Veterinary Entomology* **10**: 80-86.

**Sahayaraj K and Paulraj MG 2000.** Impact of some plant products on the behavior of *Tribolium castaneum* in groundnut seed. *Int. Arachis Newslet.***20**: 75-76.

**Salin C, Delettre YR and Vernon P 2003.** Controlling the mealworm *Alphitobius diaperinus* (Coleoptera: Tenebrionidae) in broiler and turkey houses: Field trials with combined insecticide treatment: Insect growth regulator and pyrethroid. *Journal of Economic Entomology* **96**: 126-130.

**Sanguanpong U and Schmutterer H 1992.** Laboratory trials on the effects of neem oil and neem seed based extracts against the two spotted spider mite *Tetranychus urticae* Koch (Acari:Tetranychidae). *Zelschrift Pflanzenkrankheiten and Pflanzenschutz* **99(6)**: 637-646.

**Saran RK and Rust MK 2007.** Toxicity, uptake, and transfer efficiency of fipronil in Western subterranean termite (Isoptera: Rhinotermitidae). *J. Econ. Entomol.* **100**: 495-508.

**Sartori MR, Pacheco IA, Iaderosa M and Taylor RWD 1990.** Ocorrência e especi. cidade de resistência ao inseticida malathion em insetos-pragas de grãos armazenados, no Estado de São Paulo, Coletânea do Instituto de. *Tecnologia de Alimentos* **20**: 194-209.

**Saxena RC, Jilani G and Kareem AA 1989.** Effects of neem on stored grain insects. In *Focus on Phytochemical Pesticides* (Jacobson M, Ed) CRC Press, Boca. Raton, Florida, pp 97-111.

**Schmitz M and Wohlgemuth R 1988.** Studies on mass development and behavior of the lesser mealworm *Alphitobius diaperinus* Panz, in poultry houses and its control. *Anz. Schadlingskunde Pflanzenschutz Umweltschutz* **61**: 191-194 (in German).

**Schmutterer H 1990.** Properties and potential of natural pesticides from the neem tree, *Azadirachta indica*. *Ann. Rev. Entomol.* **35**:271-297.



**Schmutterer H 1997.** Side-effects of neem (*Azadirachta indica*) products on insect pathogens and natural enemies of spider mites and insects. *J. Appl. Entomol.* **121**: 121-128.

**Schroeckenstein DC, Meier-Davis S, Graziano FM, Falomo A and Bush RK 1988.** Occupational sensitivity to *Alphitobius diaperinus* (Panzer) (lesser mealworm). *Journal of Allergy and Clinical Immunology* **82**: 1081-1088.

**Schroeckenstein DC, Dans SM & Bush RK 1990.** Occupational Sensitivity to *Tenebrio molitor* Linnaeus (Yellow mealworm). *J. Allergy and Clinical Immunol.* **86**(2): 182-188.

**Shafer TJ, Meyer DA and Crofton KM 2005.** Developmental neurotoxicity of pyrethroid insecticides: critical review and future research needs. *Environ Health Perspect* **113**: 123- 136.

**Shapiro M, Jacqueline RL and Ralph WE 1994.** Effects of neem seed extracts upon the gypsy moth (Lepidoptera: Lymantriidae) and its nuclear polyhedrosis virus. *J. Econ. Entomol.*, **87**: 356-60.

**Sharma RK 1995a.** Laboratory studies on the efficacy of neem leaf powder and cob ash against *Rhyzopirtha dominica* (Fab) in stored maize. *Indian J. Ent.* **57**(1): 15-17.

**Sharma RK 1995b.** Suppression of insect reproductive potential by neem in stored maize. *Ann. Plant Prot. Sci.* **3**(2): 113-114.

**Shawir MS and Mansee AH 1997.** The influence of temperature on the residual toxicity of deltamethrin and tralomethrin to *Sitophilus oryzae* and *Tribolium castaneum*. *Alexandria J. Agric. Res.* **42**(3): 207-215.

**Simmonds MSJ, Blaney WM, Ley SV, Anderson JC and Toogood PL 1990.** Azadirachtin: Structural requirements for reducing growth and increasing mortality in lepidopterous larvae. *Entomol. Exp. Appl.* **55**: 169-181.

**Sinha SR and Saxena JD 1999.** Laboratory selection of the red flour beetle *Tribolium castaneum* for resistance to deltamethrin. *Indian J. Ent.*, **61** (4): 337-341

**Smet H, Rans M and Deloof A 1990.** Comparative effectiveness of insect growth regulators with juvenile hormone, anti-juvenile hormone and chitin synthesis inhibiting activity against several stored food insect pests. *Proc. 5th Int. Wkg. Conf. Stored Prod. Prot. Bordeaux, France, 9-14 September, 1990* (Fleurt-Lessard F and Ducom D, eds) **2**: 649-657.

**Smith RF 1970.** Pesticides: The use and limitations in pest management. In *Concepts of Pest Management* (Rabband RL and Guthrie FE, eds). North Carolina State University, Raleigh, North Carolina, pp 103-113.

**Smith RF and Van den Bosch R 1967.** Integrated control. In Kilgore and W. W. and Douth, R. L. (ed.) *Pest Control: Biological, Physical, and Selected Chemical Methods*. New York: Academic Press, 295-340.

**Snelson JT 1987.** *Grain Protectants*. ACIAR Monograph No 3. Published by Australian Centre for International Agricultural Research (ACIAR), Canberra. 448 pp.

**Spencer EY 1981.** Guide to the Chemicals Used in Crop Protection. 7th edition. Publication 1093. Research Branch. Agriculture Canada.

**Spilman TJ 1966.** On the generic names *Alphitobius*, *Phtora*, *Clamoris*, and *Cataphronetis* (Coleoptera: Tenebrionidae). *Proceedings of the Entomological Society of Washington* **68**: 6-10.

**Srivastava RP 2001.** *Neem and Pest Management*. International Book Distributing Co, Lucknow, India. 620pp.

**Steelman DC 2008.** Comparative susceptibility of adult and larval lesser mealworms, *Alphitobius diaperinus* (Panzer) (Coleoptera: Tenebrionidae), collected from broiler houses in Arkansas to selected insecticides. *Journal of Agricultural and Urban Entomology* **25**: 111-125.

**Stephens JF 1829.** The Nomenclature of British Insects; being a compendious list of such species as are contained in the Systematic Catalogue of British Insects, and forming a guide to their classification. London, Baldwin & Cradock, 68 columns.

**Strong RG, Sbur EC and Partida GJ 1967.** The toxicity and residual effectiveness of malathion and diazinon used for protection of stored wheat. *J. Econ. Ent.* **60**: 500-505.

**Subramanyam B and Hagstrum D 1995.** Resistance measurement and management. In *Integrated Management of Insects in Stored Products* (Subramanyam B.G. and Hagstrum D., eds). Marcel Dekker Inc. New York, pp 331 -398.

**Suchita MG, Reddy GPU and Murthy MMK 1989.** Relative efficacy of pyrethroids against rice weevil (*Sitophilus oryzae* L) infesting stored wheat. *Indian J. Plant Protect* **17**: 243-246.

**Sun YP and Johnson ER 1960.** Synergistic and antagonistic action of insecticide-synergist combinations and their mode of action. *J. Agric. Food Chem.* **8**: 261-266.

**Sundaram KMS and Solane L 1995.** Effects of pure and formulated azadirachtin, a neem based biopesticide on the phytophagous spider mite, *Tetranychus urticae* Koch. *J. Environ. Sci. Health, B* **30(6)**: 801-814.

**Suss L, Locatelli DP and Cavalieri M 1997.** Evaluation of repellent activity of *Azadirachta indica* A Juss extracts on foodstuff insects. *Tecnic-Molitoria* **48**: 1105-1112.

**Swatonek VF 1970.** Zur biologie des Glanzendschwarzen Getreideschimmelkafers (*Alphitobius diaperinus* Panz. =*A. piceus* Oliv.). *Anzeiger für Schadlingskunde und Pflanzenschutz* **43**: 101-104.

**Tang YQ, AA Weathersbee III and RT Mayer, 2001.** Effect of Neem Seed Extract on the Brown Citrus Aphid (Homoptera: Aphididae) and its Parasitoid *Lysiphlebus testaceipes* (Hymenoptera: Aphidiidae). *Environmental Entomology*, **31(1)**: 172-176.

**Testa B and Jenner P 1981.** Inhibitors of Cytochrome P-450s and their mechanism of action. *Drug Metab. Rev.* **12**: 1-117.

**Thompson SN 1990.** Physiological alterations during parasitism and their effects on host behaviour. *Parasitology*, **109**: 119-138.

**Thomson WT 1982.** Insecticides, Acaricides, and Ovicides. Agricultural Chemicals. Book I. Thomson Publications, Fresno, CA, 5-23

**Thorne BL and NL Breisch. 2001.** Effects of sublethal exposure to imidacloprid on subsequent behavior of subterranean termite *Reticulitermes virginicus* (Isoptera: Rhinotermitidae). *Journal of Economic Entomology* **94**: 492-498.

**Tomizawa M and Casida JE 2004.** Neonicotinoid insecticide toxicology: mechanisms of selective action. *Ann Rev Pharmacol Toxicol*, Sep 7 [odd Cite but All I Have].

**Trisyono A and Whalon ME 2000.** Toxicity of neem applied alone and in combination with *Bacillus thuringiensis* to Colorado potato beetle (Coleoptera: Chrysomelidae). *J. Econ. Entomol.* **92**: 1281-1288.

**Tschinkel WR 1975.** A comparative study of the chemical defensive system of tenebrionid beetles: Chemistry of the secretions. *J. Insect Physiol.* **21**: 753-783.

**Tseng Y.L. Davidson J.A. Manzer R.E. 1971.** Morphology and chemistry of the odoriferous gland of the lesser mealworm, *Alphitobius diaperinus* (Coleoptera: Tenebrionidae). *Annals of Entomological Society of America*. **64**:425-430.

**Turner EC Jr 1986.** Structural & litter pests. *Poultry Sci.* **65**: 644-648.

**U.S. Environmental Protection Agency. July 30, 1987.** Pesticide Fact Sheet Number 142. US EPA, Office of Pesticide Programs, Registration Div., Washington, DC.

**USEPA Office of Ground Water and Drinking Water; 2008;** Contaminant Candidate List 3 (CCL3); USEPA Office of Ground Water and Drinking Water; <http://www.epa.gov/OGWDW/ccl/ccl3.html>

**USEPA; 1998.** R.E.D. Facts - Thiodicarb; R.E.D. Facts - Thiodicarb; EPA Report 738-F-98-020. Prevention Pesticides and Toxic Substances.

**USEPA; 2009.** Thiodicarb Summary Document Registration Review: Initial Docket; Thiodicarb Summary Document Registration Review: Initial Docket; Agency Docket I.D. EPA-HQ-OPP-2009-0432.

**USDA (U. S. Department of Agriculture) 1953.** Stored-grain pests. *Farmer's Bulletin* **1260**: 46.

**USDA Forest Service 2005.** *Imidacloprid: Human Health and Ecological Risk Assessment. Final Report.* Dec 28, 2005.

**Vaughan JA, Turner EC and Ruszler PL 1984.** Infestation and damage of poultry house insulation by the lesser mealworm, *Alphitobius diaperinus* (Panzer). *Poult. Sci.* **63**: 1094-1100.

**Victor IR and Ogonor PS 1987.** Humidity reaction in two species of tenebrionid beetle infesting poultries and food storage houses in Nigeri. *Reveu-de-zoologic. Agricaina.* **101(3)**: 423-430.

**Vijverberg HPM and Van den Bercken J 1990.** Neurotoxicological effects and mode of action of Pyrethroid insecticides. *Rit. Rev. Toxicil.* **21**:105-120.

**Wallace DR, Sullivam CR and Walker GR 1985.** Laboratory and field investigation of temperature on the development of Neodiprion serlifer (Geeff) in the cocoon. *Canad. Entomol.* **95**:1051-1066.

**Wang B, Ruitong GAO, Mastro VC and Reardon RC 2005.** Toxicity of Four Systemic Neonicotinoids to Adults of *Anoplophora glabripennis* (Coleoptera: Cerambycidae). *J. Econ. Entomol.* **98(6)**: 2292-2300.

**Wilkin DR and Fishwick FB 1981.** Residues of the organophosphorus pesticides in wholemeal flour and bread produced from treated wheat. *Proc. British Crop. Prot. Conf. Pests and Diseases* **1**: 183 p.

**Wilkin DR, Fleurat-Lessard, Haubruge E.and Serrano B 1998.** Developing a new grain protectant efficacy testing in Europe. *Proc. 7<sup>th</sup> Int. Wkg. Conf. Stored Prod. Prot. Held in Beijing, PR China, 14-19 October 1998. Vol 1*: 880-890.

**Wilson TH and Miner FD 1969.** Influence of temperature on development of the lesser mealworm, *Alphitobius diaperinus* (Coleoptera: Tenebrionidae). *Journal of the Kansas Entomological Society* **42**: 294-303.

**Worthing CR 1987.** Deltamethrin. In *The Pesticide Manual: A world Compendium.* Eighth Edition, The British Crop Protection Council, UK. 1081 pp.

**Xianjin Z, Haishuti L and Zhijian J 1998.** Field trials on control of stored paddy insects using mixture of malathion and deltamethrin with ventilation *Proc. 7th Int. Wkg. Conf. Stored Prod. Prot. held in Beijing PR China, 14-19 October 1998. Vol 1: 900-903.*

**Xianjin Z, Haishuti L and Zhijian J 1999.** Field trials on control of stored paddy insects using mixture of malathion and deltamethrin with mechanical ventilation. *Proc. 7th Int. Wkg. Conf. Stored Prod. Prot. Beijing, PR China, October 14-19, 1998 Vol 1 (Zuxun J, Wuan L, Yongsheng L and Linghua G eds). Pp 900-903.*

**Xie YS, Fields PG, Isman MD, Chen WK and Zhang X 1995.** Insecticidal activity of *Melia toosendan* extracts and *Toosendanin* against three stored product insects. *J. Stored Prod. Res.* **31(3): 259-265.**

**Zahoor S, Qureshi RA, Quadri S, Ahmed Z and Rizki YM 2002.** Laboratory studies on neem kernels and leaves as wheat protectants. *Pakistan J. Sci. Ind. Res.* **45(1): 46-49.**

## Chapter-9

### Appendices

**Appendix Table 1**

Calculation of log/ Probit regression line for the dose mortality experiment in which *A. diaperinus* larvae (1 day old) were exposed to the filter paper treated with different concentrations of Azadirachtin (Exposure period= 24h).

Dose ( $\mu\text{g}/\text{cm}^2$ )	Log dose	#U	Kill	% Kill	% Cr	E. Pr	Ex. Pr	Wk. Por	Weight	P. Pro
2.54	0.404829	50	3	6	6	3.45	3.389559	3.466	10.4	3.365747
3.39	0.530194	50	11	22	22	4.23	4.22418	4.218	25.15	4.196193
4.24	0.627359	50	20	40	40	4.75	4.871062	4.76	31.35	4.839839
5.09	0.706711	50	31	62	62	5.31	5.399345	5.292	30.8	5.36548
5.94	0.773778	50	42	84	84	5.99	5.845854	5.936	25.15	5.809754
Y = .6840587 + 6.624242 X LOG LD <sub>50</sub> IS .6515375 LD <sub>50</sub> IS 4.482676				NO SIG HETEROGENEITY CHI-SQUARED IS .8836212 WITH 3 DEGREES OF FREEDOM 95% CONF LIMITS ARE 4.2136 TO 4.768937						

**Appendix Table 2**

Calculation of log/ Probit regression line for the dose mortality experiment in which *A. diaperinus* larvae (10 days old) were exposed to the filter paper treated with different concentrations of Azadirachtin (Exposure period= 24h).

Dose ( $\mu\text{g}/\text{cm}^2$ )	Log dose	#U	Kill	% Kill	% Cr	E. Pr	Ex. Pr	Wk. Por	Weight	P. Pro
2.54	0.404829	50	2	4	4	3.25	3.270004	3.248	9	3.273952
3.39	0.530194	50	10	20	20	4.16	4.071125	4.16	21.95	4.066646
4.24	0.627359	50	18	36	36	4.64	4.692042	4.632	30.05	4.681031
5.09	0.706710	50	27	54	54	5.1	5.199121	5.09	31.7	5.182777
5.94	0.773778	50	38	76	76	5.71	5.627707	5.7	27.9	5.606855
Y = .7141719 + 6.323106 X LOG LD <sub>50</sub> IS .6778044 LD <sub>50</sub> IS 4.762164				NO SIG HETEROGENEITY CHI-SQUARED IS .7844353 WITH 3 DEGREES OF FREEDOM 95% CONF LIMITS ARE 4.451478 TO 5.094535						

**Appendix Table 3**

Calculation of log/ Probit regression line for the dose mortality experiment in which *A. diaperinus* larvae (20 days old) were exposed to the filter paper treated with different concentrations of Azadirachtin (Exposure period= 24h).

Dose ( $\mu\text{g}/\text{cm}^2$ )	Log dose	#U	Kill	% Kill	% Cr	E. Pr	Ex. Pr	Wk. Por	Weight	P. Pro
3.39	0.530194	50	3	6	6	3.45	3.580002	3.442	13.45	3.630255
6.78	0.831221	50	13	26	26	4.36	4.163002	4.398	23.55	4.19638
13.56	1.132248	50	20	40	40	4.75	4.746001	4.74	30.8	4.762505
27.12	1.433275	50	30	60	60	5.25	5.329	5.24	30.8	5.32863
54.24	1.734302	50	41	82	82	5.92	5.911999	5.946	23.55	5.894755
Y = 2.633149 + 1.880645 X LOG LD <sub>50</sub> IS 1.258532 LD <sub>50</sub> IS 18.1356				NO SIG HETEROGENEITY CHI-SQUARED IS 1.753098 WITH 3 DEGREES OF FREEDOM 95% CONF LIMITS ARE 14.55883 TO 22.59109						

**Appendix Table 4**

Calculation of log/ Probit regression line for the dose mortality experiment in which *A. diaperinus* larvae (30 days old) were exposed to the filter paper treated with different concentrations of Azadirachtin (Exposure period= 24h).

Dose ( $\mu\text{g}/\text{cm}^2$ )	Log dose	#U	Kill	% Kill	% Cr	E. Pr	Ex. Pr	Wk. Por	Weight	P. Pro
3.39	0.5301942	50	3	6	6	3.45	3.498001	3.45	11.9	3.507565
6.78	0.8312211	50	10	20	20	4.16	4.056001	4.16	21.95	4.057874
13.56	1.132248	50	17	34	34	4.59	4.614001	4.578	30.05	4.608183
27.12	1.433275	50	27	54	54	5.1	5.171999	5.09	31.7	5.158491
54.24	1.734302	50	39	78	78	5.77	5.729999	5.766	26.6	5.7088
Y = 2.538315 + 1.828104 X LOG LD <sub>50</sub> IS 1.346578 LD <sub>50</sub> IS 22.21151				NO SIG HETEROGENEITY CHI-SQUARED IS .5315438 WITH 3 DEGREES OF FREEDOM 95% CONF LIMITS ARE 17.58078 TO 28.06194						

**Appendix Table 5**

Calculation of log/ Probit regression line for the dose mortality experiment in which *A. diaperinus* larvae (40 days old) were exposed to the filter paper treated with different concentrations of Azadirachtin (Exposure period= 24h).

Dose ( $\mu\text{g}/\text{cm}^2$ )	Log dose	#U	Kill	% Kill	% Cr	E. Pr	Ex. Pr	Wk. Por	Weight	P. Pro
3.39	0.530194	50	2	4	4	3.25	3.344	3.254	10.4	3.397706
6.78	0.831221	50	8	16	16	4.01	3.916	4.016	20.25	3.950568
13.56	1.132248	50	17	34	34	4.59	4.488	4.6	27.9	4.50343
27.12	1.433275	50	24	48	48	4.95	5.06	4.95	31.85	5.056292
54.24	1.734302	50	37	74	74	5.64	5.631	5.6401	27.9	5.609154
Y = 2.423959 + 1.836586 X			NO SIG HETEROGENEITY							
LOG LD <sub>50</sub> IS 1.402625			CHI-SQUARED IS .9480781 WITH 3 DEGREES OF FREEDOM							
LD <sub>50</sub> IS 25.27115			95% CONF LIMITS ARE 19.81098 TO 32.23619							

**Appendix Table 6**

Calculation of log/ Probit regression line for the dose mortality experiment in which *A. diaperinus* adults were exposed to the filter paper treated with different concentrations of Azadirachtin (Exposure period= 24h).

Dose ( $\mu\text{g}/\text{cm}^2$ )	Log dose	#U	Kill	% Kill	% Cr	E. Pr	Ex. Pr	Wk. Por	Weight	P. Pro
8.4791	0.928386	50	3	6	6	3.45	3.507812	3.442	13.45	3.53519
16.97	1.229669	50	8	16	16	4.01	4.031173	3.996	21.95	4.0466
33.94	1.530696	50	19	38	38	4.69	4.554089	4.684	29.05	4.557575
67.88	1.831723	50	27	54	54	5.1	5.077006	5.1	31.85	5.06855
135.76	2.13275	50	35	70	70	5.52	5.599922	5.5	29.05	5.579526
Y = 1.95931 + 1.69744 X			NO SIG HETEROGENEITY							
LOG LD <sub>50</sub> IS 1.791339			CHI-SQUARED IS .8526306 WITH 3 DEGREES OF FREEDOM							
LD <sub>50</sub> IS 61.84982			95% CONF LIMITS ARE 47.82596 TO 79.98586							

**Appendix Table 7**

Calculation of log/ Probit regression line for the dose mortality experiment in which *A. diaperinus* larvae (1 day old) were exposed to the filter paper treated with different concentrations of Azadirachtin (Exposure period= 48h).

Dose ( $\mu\text{g}/\text{cm}^2$ )	Log dose	#U	Kill	% Kill	% Cr	E. Pr	Ex. Pr	Wk. Por	Weight	P. Pro
1.69	0.227884	50	4	8	8	3.59	3.507654	3.596	13.45	3.460111
2.54	0.404829	50	11	22	22	4.23	4.283408	4.218	25.15	4.25838
3.39	0.530194	50	20	40	40	4.75	4.833026	4.76	31.35	4.823949
4.24	0.627359	50	28	56	56	5.15	5.259012	5.176	31.35	5.262299
5.09	0.706710	50	39	78	78	5.77	5.6069	5.76	27.9	5.620283
Y = 2.432036 + 4.511391 X			NO SIG HETEROGENEITY							
LOG LD <sub>50</sub> IS .5692179			CHI-SQUARED IS 1.196182 WITH 3 DEGREES OF FREEDOM							
LD <sub>50</sub> IS 3.708667			95% CONF LIMITS ARE 3.388681 TO 4.058869							

**Appendix Table 8**

Calculation of log/ Probit regression line for the dose mortality experiment in which *A. diaperinus* larvae (10 days old) were exposed to the filter paper treated with different concentrations of Azadirachtin (Exposure period= 48h).

Dose ( $\mu\text{g}/\text{cm}^2$ )	Log dose	#U	Kill	% Kill	% Cr	E. Pr	Ex. Pr	Wk. Por	Weight	P. Pro
1.69	0.227884	50	3	6	6	3.45	3.38494	3.466	10.4	3.3531
2.54	0.404829	50	9	18	18	4.08	4.14991	4.094	23.55	4.130364
3.39	0.530194	50	18	36	36	4.64	4.691887	4.632	30.05	4.681051
4.24	0.627359	50	27	54	54	5.1	5.111953	5.09	31.7	5.107867
5.08	0.705856	50	35	70	70	5.52	5.451311	5.51	30.05	5.452678
Y = 2.352077 + 4.392681 X			NO SIG HETEROGENEITY							
LOG LD <sub>50</sub> IS .6028035			CHI-SQUARED IS .3443489 WITH 3 DEGREES OF FREEDOM							
LD <sub>50</sub> IS 4.006854			95% CONF LIMITS ARE 3.63195 TO 4.420457							

**Appendix Table 9**

Calculation of log/ Probit regression line for the dose mortality experiment in which *A. diaperinus* larvae (20 days old) were exposed to the filter paper treated with different concentrations of Azadirachtin (Exposure period= 48h).

Dose ( $\mu\text{g}/\text{cm}^2$ )	Log dose	#U	Kill	% Kill	% Cr	E. Pr	Ex. Pr	Wk. Por	Weight	P. Pro
1.69	0.227884	50	3	6	6	3.45	3.462932	3.45	11.9	3.46302
3.39	0.530194	50	8	16	16	4.01	4.08505	3.996	21.95	4.089079
6.78	0.831221	50	21	42	42	4.8	4.704528	4.792	30.8	4.712482
13.56	1.132248	50	33	66	66	5.41	5.324006	5.396	30.8	5.335884
27.12	1.433275	50	40	80	80	5.85	5.943484	5.87	23.55	5.959286
Y = 2.99109 + 2.070918 X LOG LD <sub>50</sub> IS .9700575 LD <sub>50</sub> IS 9.333778				NO SIG HETEROGENEITY CHI-SQUARED IS .686554 WITH 3 DEGREES OF FREEDOM 95% CONF LIMITS ARE 7.625819 TO 11.42427						

**Appendix Table 10**

Calculation of log/ Probit regression line for the dose mortality experiment in which *A. diaperinus* larvae (30 days old) were exposed to the filter paper treated with different concentrations of Azadirachtin (Exposure period= 48h).

Dose ( $\mu\text{g}/\text{cm}^2$ )	Log dose	#U	Kill	% Kill	% Cr	E. Pr	Ex. Pr	Wk. Por	Weight	P. Pro
1.69	0.227884	50	2	4	4	3.25	3.348865	3.254	10.4	3.423894
3.39	0.530194	50	8	16	16	4.01	3.967006	4.016	20.25	4.011953
6.78	0.831221	50	19	38	38	4.69	4.582525	4.684	29.05	4.597517
13.56	1.132248	50	30	60	60	5.25	5.198043	5.24	31.7	5.18308
27.12	1.433275	50	38	76	76	5.71	5.813561	5.664	25.15	5.768644
Y = 2.980608 + 1.94522 X LOG LD <sub>50</sub> IS 1.03813 LD <sub>50</sub> IS 10.91767				NO SIG HETEROGENEITY CHI-SQUARED IS .8957634 WITH 3 DEGREES OF FREEDOM 95% CONF LIMITS ARE 8.738541 TO 13.64021						

**Appendix Table 11**

Calculation of log/ Probit regression line for the dose mortality experiment in which *A. diaperinus* larvae (40 days old) were exposed to the filter paper treated with different concentrations of Azadirachtin (Exposure period= 48h).

Dose ( $\mu\text{g}/\text{cm}^2$ )	Log dose	#U	Kill	% Kill	% Cr	E. Pr	Ex. Pr	Wk. Por	Weight	P. Pro
1.69	0.227884	50	2	4	4	3.25	3.278954	3.248	9	3.323382
3.39	0.530194	50	6	12	12	3.82	3.880007	3.822	18.5	3.912258
6.78	0.831221	50	17	34	34	4.59	4.47851	4.6	27.9	4.498636
13.56	1.132248	50	28	56	56	5.15	5.077013	5.15	31.85	5.085013
27.12	1.433275	50	36	72	72	5.58	5.675516	5.58	27.9	5.67139
Y = 2.87948 + 1.947923 X LOG LD <sub>50</sub> IS 1.088606 LD <sub>50</sub> IS 12.26325				NO SIG HETEROGENEITY CHI-SQUARED IS .8556633 WITH 3 DEGREES OF FREEDOM 95% CONF LIMITS ARE 9.767248 TO 15.39709						

**Appendix Table 12**

Calculation of log/ Probit regression line for the dose mortality experiment in which *A. diaperinus* adults were exposed to the filter paper treated with different concentrations of Azadirachtin (Exposure period= 48h).

Dose ( $\mu\text{g}/\text{cm}^2$ )	Log dose	#U	Kill	% Kill	% Cr	E. Pr	Ex. Pr	Wk. Por	Weight	P. Pro
8.479	0.928386	50	5	10	10	3.72	3.771823	3.72	16.8	3.790486
16.97	1.229669	50	11	22	22	4.23	4.272167	4.218	25.15	4.287822
33.94	1.530696	50	24	48	48	4.95	4.772085	4.948	30.8	4.784737
67.88	1.831723	50	30	60	60	5.25	5.272004	5.28	31.35	5.281652
135.76	2.13275	50	38	76	76	5.71	5.771923	5.702	26.6	5.778566
Y = 2.25797 + 1.650731 X LOG LD <sub>50</sub> IS 1.661101 LD <sub>50</sub> IS 45.82484				NO SIG HETEROGENEITY CHI-SQUARED IS 1.182911 WITH 3 DEGREES OF FREEDOM 95% CONF LIMITS ARE 35.93996 TO 58.42848						



**Appendix Table 13**

Calculation of log/ Probit regression line for the dose mortality experiment in which *A. diaperinus* larvae (1 day old) were exposed to the filter paper treated with different concentrations of Azadirachtin (Exposure period= 72h).

Dose ( $\mu\text{g}/\text{cm}^2$ )	Log dose	#U	Kill	% Kill	% Cr	E. Pr	Ex. Pr	Wk. Por	Weight	P. Pro
1.69	0.227884	50	6	12	12	3.82	3.702983	3.836	16.8	3.677789
2.54	0.404829	50	13	26	26	4.36	4.466141	4.36	27.9	4.44222
3.39	0.530194	50	24	48	48	4.95	5.006833	4.95	31.85	4.983815
4.24	0.627359	50	30	60	60	5.25	5.425904	5.24	30.05	5.403584
5.09	0.706710	50	42	84	84	5.99	5.768142	5.958	26.6	5.746393
Y = 2.693293 + 4.320158 X LOG LD <sub>50</sub> IS .5339406 LD <sub>50</sub> IS 3.419327			NO SIG HETEROGENEITY CHI-SQUARED IS 2.64114 WITH 3 DEGREES OF FREEDOM 95% CONF LIMITS ARE 3.122687 TO 3.744147							

**Appendix Table 14**

Calculation of log/ Probit regression line for the dose mortality experiment in which *A. diaperinus* larvae (10 days old) were exposed to the filter paper treated with different concentrations of Azadirachtin (Exposure period= 72h).

Dose ( $\mu\text{g}/\text{cm}^2$ )	Log dose	#U	Kill	% Kill	% Cr	E. Pr	Ex. Pr	Wk. Por	Weight	P. Pro
1.69	0.22788	50	4	8	8	3.59	3.509011	3.596	13.45	3.480698
2.54	0.40482	50	10	20	20	4.16	4.273454	4.15	25.15	4.255839
3.39	0.53019	50	22	44	44	4.85	4.815057	4.8641	31.35	4.805022
4.24	0.6273	50	27	54	54	5.1	5.234833	5.124	31.35	5.230672
5.09	0.70671	50	38	76	76	5.71	5.577647	5.668	29.05	5.578285
Y = 2.482408 + 4.380686 X LOG LD <sub>50</sub> IS .5747027 LD <sub>50</sub> IS 3.755802			NO SIG HETEROGENEITY CHI-SQUARED IS 1.160008 WITH 3 DEGREES OF FREEDOM 95% CONF LIMITS ARE 3.422006 TO 4.122158							

**Appendix Table 15**

Calculation of log/ Probit regression line for the dose mortality experiment in which *A. diaperinus* larvae (20 days old) were exposed to the filter paper treated with different concentrations of Azadirachtin (Exposure period= 72h).

Dose ( $\mu\text{g}/\text{cm}^2$ )	Log dose	#U	Kill	% Kill	% Cr	E. Pr	Ex. Pr	Wk. Por	Weight	P. Pro
1.46	0.1643511	50	4	8	8	3.59	3.470548	3.63	11.9	3.442488
3.39	0.5301942	50	8	16	16	4.01	4.269169	4.014	25.15	4.246187
6.78	0.8312211	50	25	50	50	5	4.926299	4.99	31.7	4.907494
13.56	1.132248	50	38	76	76	5.71	5.583429	5.668	29.05	5.568802
27.12	1.433275	50	44	88	88	6.18	6.240559	6.128	18.5	6.230109
Y = 3.081435 + 2.196839 X LOG LD <sub>50</sub> IS .8733299 LD <sub>50</sub> IS 7.470161			NO SIG HETEROGENEITY CHI-SQUARED IS 2.469116 WITH 3 DEGREES OF FREEDOM 95% CONF LIMITS ARE 6.174377 TO 9.037882							

**Appendix Table 16**

Calculation of log/ Probit regression line for the dose mortality experiment in which *A. diaperinus* larvae (30 days old) were exposed to the filter paper treated with different concentrations of Azadirachtin (Exposure period= 72h).

Dose ( $\mu\text{g}/\text{cm}^2$ )	Log dose	#U	Kill	% Kill	% Cr	E. Pr	Ex. Pr	Wk. Por	Weight	P. Pro
1.69	0.227884	50	3	6	6	3.45	3.46890	3.45	11.9	3.502167
3.39	0.530194	50	8	16	16	4.01	4.10507	4.018	23.55	4.125658
6.78	0.831221	50	23	46	46	4.9	4.73854	4.896	30.8	4.746503
13.56	1.132248	50	33	66	66	5.41	5.37200	5.396	30.8	5.367347
27.12	1.433275	50	41	82	82	5.92	6.00547	5.882	21.95	5.988192
Y = 3.032173 + 2.062423 X LOG LD <sub>50</sub> IS .9541336 LD <sub>50</sub> IS 8.997742			NO SIG HETEROGENEITY CHI-SQUARED IS 1.266686 WITH 3 DEGREES OF FREEDOM 95% CONF LIMITS ARE 7.347128 TO 11.01919							

**Appendix Table 17**

Calculation of log/ Probit regression line for the dose mortality experiment in which *A. diaperinus* larvae (40 days old) were exposed to the filter paper treated with different concentrations of Azadirachtin (Exposure period= 72h).

Dose ( $\mu\text{g}/\text{cm}^2$ )	Log dose	#U	Kill	% Kill	% Cr	E. Pr	Ex. Pr	Wk. Por	Weight	P. Pro
1.69	0.227884	50	3	6	6	3.45	3.43302	3.45	11.9	3.436642
3.39	0.530194	50	7	14	14	3.92	4.02000	3.914	21.95	4.022203
6.78	0.831221	50	19	38	38	4.69	4.60449	4.686	30.05	4.605278
13.56	1.132248	50	30	60	60	5.25	5.18899	5.24	31.7	5.188354
27.12	1.433275	50	38	76	76	5.71	5.77348	5.702	26.6	5.771429
Y = 2.99524 + 1.936955 X			NO SIG HETEROGENEITY							
LOG LD <sub>50</sub> IS 1.035006			CHI-SQUARED IS .6677094 WITH 3 DEGREES OF FREEDOM							
LD <sub>50</sub> IS 10.83942			95% CONF LIMITS ARE 8.707407 TO 13.49345							

**Appendix Table 18**

Calculation of log/ Probit regression line for the dose mortality experiment in which *A. diaperinus* adults were exposed to the filter paper treated with different concentrations of Azadirachtin (Exposure period= 72h).

Dose ( $\mu\text{g}/\text{cm}^2$ )	Log dose	#U	Kill	% Kill	% Cr	E. Pr	Ex. Pr	Wk. Por	Weight	P. Pro
4.24	0.627359	50	2	4	4	3.25	3.257996	3.248	9	3.277489
8.479	0.928386	50	6	12	12	3.82	3.83685	3.822	18.5	3.845443
16.97	1.229669	50	15	30	30	4.48	4.416197	4.48	27.9	4.41388
33.94	1.530696	50	24	48	48	4.95	4.995051	4.94	31.7	4.981834
67.88	1.831723	50	36	72	72	5.58	5.573905	5.556	29.05	5.549788
Y = 2.093837 + 1.886722 X			NO SIG HETEROGENEITY							
LOG LD <sub>50</sub> IS 1.540325			CHI-SQUARED IS .1964951 WITH 3 DEGREES OF FREEDOM							
LD <sub>50</sub> IS 34.69961			95% CONF LIMITS ARE 27.17063 TO 44.31487							

**Appendix Table 19**

Calculation of log/ Probit regression line for the dose mortality experiment in which *A. diaperinus* larvae (1 day old) were fed on flour medium treated with different concentrations of Azadirachtin (Exposure period= 24h).

Dose (ppm)	Log dose	#U	Kill	% Kill	% Cr	E. Pr	Ex. Pr	Wk. Por	Weight	P. Pro
15	1.176079	50	4	8	8	3.59	3.566002	3.596	13.45	3.55989
30	1.477106	50	9	18	18	4.08	4.151001	4.094	23.55	4.15002
60	1.778133	50	20	40	40	4.75	4.736	4.74	30.8	4.740142
120	2.07916	50	33	66	66	5.41	5.321	5.396	30.8	5.330264
240	2.380187	50	40	80	80	5.85	5.905999	5.87	23.55	5.920386
Y = 1.254356 + 1.960363 X			NO SIG HETEROGENEITY							
LOG LD <sub>50</sub> IS 1.910689			CHI-SQUARED IS .2844467 WITH 3 DEGREES OF FREEDOM							
LD <sub>50</sub> IS 81.41213			95% CONF LIMITS ARE 65.90609 TO 100.5663							

**Appendix Table 20**

Calculation of log/ Probit regression line for the dose mortality experiment in which *A. diaperinus* larvae (10 days old) were fed on flour medium treated with different concentrations of Azadirachtin (Exposure period= 24h).

Dose (ppm)	Log dose	#U	Kill	% Kill	% Cr	E. Pr	Ex. Pr	Wk. Por	Weight	P. Pro
15	1.176079	50	2	4	4	3.25	3.268002	3.248	9	3.302445
30	1.477106	50	6	12	12	3.82	3.879001	3.822	18.5	3.903241
60	1.778133	50	17	34	34	4.59	4.49	4.6	27.9	4.504039
120	2.07916	50	28	56	56	5.15	5.100999	5.14	31.7	5.104836
240	2.380187	50	37	74	74	5.64	5.711998	5.638	26.6	5.705633
Y = .9551957 + 1.995826 X			NO SIG HETEROGENEITY							
LOG LD <sub>50</sub> IS 2.026632			CHI-SQUARED IS .5666199 WITH 3 DEGREES OF FREEDOM							
LD <sub>50</sub> IS 106.3243			95% CONF LIMITS ARE 85.07257 TO 132.8847							

**Appendix Table 21**

Calculation of log/ Probit regression line for the dose mortality experiment in which *A. diaperinus* larvae (20 days old) were fed on flour medium treated with different concentrations of Azadirachtin (Exposure period= 24h).

Dose (ppm)	Log dose	#U	Kill	% Kill	% Cr	E. Pr	Ex. Pr	Wk. Por	Weight	P. Pro
180	2.255249	50	4	8	8	3.59	3.684483	3.596	15.1	3.755026
240	2.380187	50	17	34	34	4.59	4.433234	4.6	27.9	4.46272
300	2.477096	50	26	52	52	5.05	5.01401	5.05	31.85	5.01165
360	2.556276	50	32	64	64	5.36	5.488537	5.348	30.05	5.460158
420	2.623222	50	41	82	82	5.92	5.889744	5.868	25.15	5.839366
Y = -9.019575 + 5.664386 X LOG LD <sub>50</sub> IS 2.475039 LD <sub>50</sub> IS 298.565				NO SIG HETEROGENEITY CHI-SQUARED IS 1.352436 WITH 3 DEGREES OF FREEDOM 95% CONF LIMITS ARE 278.4144 TO 320.1739						

**Appendix Table 22**

Calculation of log/ Probit regression line for the dose mortality experiment in which *A. diaperinus* larvae (30 days old) were fed on flour medium treated with different concentrations of Azadirachtin (Exposure period= 24h).

Dose (ppm)	Log dose	#U	Kill	% Kill	% Cr	E. Pr	Ex. Pr	Wk. Por	Weight	P. Pro
180	2.255249	50	4	8	8	3.59	3.66541	3.596	15.1	3.714632
240	2.380187	50	15	30	30	4.48	4.348402	4.49	26.6	4.373622
300	2.477096	50	23	46	46	4.9	4.878172	4.916	31.35	4.884774
360	2.556276	50	29	58	58	5.2	5.311024	5.188	30.8	5.302415
420	2.623222	50	38	76	76	5.71	5.676996	5.7	27.9	5.655525
Y = -8.180803 + 5.274555 X LOG LD <sub>50</sub> IS 2.498941 LD <sub>50</sub> IS 315.4575				NO SIG HETEROGENEITY CHI-SQUARED IS 1.060776 WITH 3 DEGREES OF FREEDOM 95% CONF LIMITS ARE 292.5546 TO 340.1539						

**Appendix Table 23**

Calculation of log/ Probit regression line for the dose mortality experiment in which *A. diaperinus* larvae (40 days old) were fed on flour medium treated with different concentrations of Azadirachtin (Exposure period= 24h).

Dose (ppm)	Log dose	#U	Kill	% Kill	% Cr	E. Pr	Ex. Pr	Wk. Por	Weight	P. Pro
180	2.255249	50	2	4	4	3.25	3.303642	3.254	10.4	3.344419
240	2.380187	50	10	20	20	4.16	4.073818	4.16	21.95	4.089877
300	2.477096	50	19	38	38	4.69	4.671213	4.686	30.05	4.6681
360	2.556276	50	27	54	54	5.1	5.159319	5.09	31.7	5.14054
420	2.623222	50	36	72	72	5.58	5.572006	5.556	29.05	5.539984
Y = -10.11186 + 5.966651 X LOG LD <sub>50</sub> IS 2.532722 LD <sub>50</sub> IS 340.9743				NO SIG HETEROGENEITY CHI-SQUARED IS .2942352 WITH 3 DEGREES OF FREEDOM 95% CONF LIMITS ARE 317.3311 TO 366.3787						

**Appendix Table 24**

Calculation of log/ Probit regression line for the dose mortality experiment in which *A. diaperinus* adults were fed on flour medium treated with different concentrations of Azadirachtin (Exposure period= 24h).

Dose (ppm)	Log dose	#U	Kill	% Kill	% Cr	E. Pr	Ex. Pr	Wk. Por	Weight	P. Pro
330	2.518488	50	2	4	4	3.25	3.21767	3.248	9	3.21064
420	2.623222	50	7	14	14	3.92	3.985015	3.924	20.25	3.976168
510	2.707542	50	18	36	36	4.64	4.602798	4.632	30.05	4.592486
600	2.778123	50	27	54	54	5.1	5.11991	5.09	31.7	5.108374
690	2.83882	50	36	72	72	5.58	5.564616	5.556	29.05	5.552025
Y = -15.19761 + 7.309247 X LOG LD <sub>50</sub> IS 2.763296 LD <sub>50</sub> IS 579.8228				NO SIG HETEROGENEITY CHI-SQUARED IS .123703 WITH 3 DEGREES OF FREEDOM 95% CONF LIMITS ARE 546.1343 TO 615.589						

**Appendix Table 25**

Calculation of log/ Probit regression line for the dose mortality experiment in which *A. diaperinus* larvae (1 day old) were fed on flour medium treated with different concentrations of Azadirachtin (Exposure period= 48h).

Dose (ppm)	Log dose	#U	Kill	% Kill	% Cr	E. Pr	Ex. Pr	Wk. Por	Weight	P. Pro
15	1.176079	50	7	14	14	3.92	3.914005	3.924	20.25	3.913696
30	1.477106	50	14	28	28	4.42	4.462003	4.42	27.9	4.461238
60	1.778133	50	26	52	52	5.05	5.01	5.05	31.85	5.008779
120	2.07916	50	36	72	72	5.58	5.557999	5.556	29.05	5.556321
240	2.380187	50	43	86	86	6.08	6.105996	6.0860	20.25	6.103863
Y = 1.77451 + 1.818914 X LOG LD <sub>50</sub> IS 1.773306 LD <sub>50</sub> IS 59.33434				NO SIG HETEROGENEITY CHI-SQUARED IS .1102753 WITH 3 DEGREES OF FREEDOM 95% CONF LIMITS ARE 47.70066 TO 73.80534						

**Appendix Table 26**

Calculation of log/ Probit regression line for the dose mortality experiment in which *A. diaperinus* larvae (10 days old) were fed on flour medium treated with different concentrations of Azadirachtin (Exposure period= 48h).

Dose (ppm)	Log dose	#U	Kill	% Kill	% Cr	E. Pr	Ex. Pr	Wk. Por	Weight	P. Pro
7.5	0.875052	50	2	4	4	3.25	3.229998	3.248	9	3.214331
15	1.176079	50	6	12	12	3.82	3.776999	3.836	16.8	3.766484
30	1.477106	50	11	22	22	4.23	4.324	4.234	26.6	4.318638
60	1.778133	50	22	44	44	4.85	4.871001	4.86400	31.35	4.870791
120	2.07916	50	34	68	68	5.47	5.418002	5.456	30.05	5.422945
Y = 1.609281 + 1.834233 X LOG LD <sub>50</sub> IS 1.848576 LD <sub>50</sub> IS 70.56284				NO SIG HETEROGENEITY CHI-SQUARED IS .316021 WITH 3 DEGREES OF FREEDOM 95% CONF LIMITS ARE 53.97395 TO 92.25029						

**Appendix Table 27**

Calculation of log/ Probit regression line for the dose mortality experiment in which *A. diaperinus* larvae (20 days old) were fed on flour medium treated with different concentrations of Azadirachtin (Exposure period= 48h).

Dose (ppm)	Log dose	#U	Kill	% Kill	% Cr	E. Pr	Ex. Pr	Wk. Por	Weight	P. Pro
120	2.07916	50	5	10	10	3.72	3.569437	3.75	13.45	3.518363
180	2.255249	50	10	20	20	4.16	4.370702	4.17	26.6	4.335259
240	2.380187	50	24	48	48	4.95	4.93921	4.94	31.7	4.914858
300	2.477096	50	30	60	60	5.25	5.380179	5.24	30.8	5.364428
360	2.556276	50	41	82	82	5.92	5.740476	5.894	26.6	5.731754
Y = -6.127077 + 4.639105 X LOG LD <sub>50</sub> IS 2.39854 LD <sub>50</sub> IS 250.3454				NO SIG HETEROGENEITY CHI-SQUARED IS 2.645157 WITH 3 DEGREES OF FREEDOM 95% CONF LIMITS ARE 229.6878 TO 272.8609						

**Appendix Table 28**

Calculation of log/ Probit regression line for the dose mortality experiment in which *A. diaperinus* larvae (30 days old) were fed on flour medium treated with different concentrations of Azadirachtin (Exposure period= 48h).

Dose (ppm)	Log dose	#U	Kill	% Kill	% Cr	E. Pr	Ex. Pr	Wk. Por	Weight	P. Pro
120	2.07916	50	3	6	6	3.45	3.383217	3.466	10.4	3.361915
180	2.255249	50	9	18	18	4.08	4.191136	4.094	23.55	4.179622
240	2.380187	50	21	42	42	4.8	4.764364	4.792	30.8	4.759796
300	2.477096	50	28	56	56	5.15	5.208995	5.176	31.35	5.209813
360	2.556276	50	37	74	74	5.64	5.572284	5.612	29.05	5.577503
Y = -6.293095 + 4.643708 X LOG LD <sub>50</sub> IS 2.431914 LD <sub>50</sub> IS 270.3418				NO SIG HETEROGENEITY CHI-SQUARED IS .3869362 WITH 3 DEGREES OF FREEDOM 95% CONF LIMITS ARE 247.1864 TO 295.6664						

**Appendix Table 29**

Calculation of log/ Probit regression line for the dose mortality experiment in which *A. diaperinus* larvae (40 days old) were exposed to the flour medium treated with different concentrations of Azadirachtin (Exposure period= 48h).

Dose (ppm)	Log dose	#U	Kill	% Kill	% Cr	E. Pr	Ex. Pr	Wk. Por	Weight	P. Pro
120	2.07916	50	2	4	4	3.25	3.163094	3.268	7.7	3.118514
180	2.255249	50	6	12	12	3.82	4.004953	3.832	21.95	3.981588
240	2.380187	50	19	38	38	4.69	4.602262	4.686	30.05	4.593949
300	2.477096	50	26	52	52	5.05	5.065571	5.05	31.85	5.068933
360	2.556276	50	34	68	68	5.47	5.444122	5.456	30.05	5.457023
Y = -7.072156 + 4.901341 X			NO SIG HETEROGENEITY							
LOG LD <sub>50</sub> IS 2.463032			CHI-SQUARED IS .9287872 WITH 3 DEGREES OF FREEDOM							
LD <sub>50</sub> IS 290.4234			95% CONF LIMITS ARE 265.3203 TO 317.9015							

**Appendix Table 30**

Calculation of log/ Probit regression line for the dose mortality experiment in which *A. diaperinus* adults were fed on flour medium treated with different concentrations of Azadirachtin (Exposure period= 48h).

Dose (ppm)	Log dose	#U	Kill	% Kill	% Cr	E. Pr	Ex. Pr	Wk. Por	Weight	P. Pro
240	2.380187	50	2	4	4	3.25	3.267038	3.248	9	3.281625
330	2.518488	50	9	18	18	4.08	4.048735	4.078	21.95	4.050882
420	2.623222	50	18	36	36	4.64	4.640706	4.632	30.05	4.633434
510	2.707542	50	27	54	54	5.1	5.117296	5.09	31.7	5.102439
600	2.778123	50	35	70	70	5.52	5.516224	5.5	29.05	5.49502
Y = -9.957424 + 5.56219 X			NO SIG HETEROGENEITY							
LOG LD <sub>50</sub> IS 2.689125			CHI-SQUARED IS .0341568 WITH 3 DEGREES OF FREEDOM							
LD <sub>50</sub> IS 488.7933			95% CONF LIMITS ARE 451.8369 TO 528.7724							

**Appendix Table 31**

Calculation of log/ Probit regression line for the dose mortality experiment in which *A. diaperinus* larvae (1 day old) were fed on flour medium treated with different concentrations of Azadirachtin (Exposure period= 72h).

Dose (ppm)	Log dose	#U	Kill	% Kill	% Cr	E. Pr	Ex. Pr	Wk. Por	Weight	P. Pro
7.5	0.875052	50	7	14	14	3.92	3.99	3.924	20.25	4.001031
15	1.176079	50	17	34	34	4.59	4.492	4.6	27.9	4.501004
30	1.477106	50	25	50	50	5	4.994	4.99	31.7	5.000975
60	1.778133	50	34	68	68	5.47	5.496001	5.456	30.05	5.500947
120	2.07916	50	42	84	84	5.99	5.998001	6.022	23.55	6.000919
Y = 2.547667 + 1.660888 X			NO SIG HETEROGENEITY							
LOG LD <sub>50</sub> IS 1.476519			CHI-SQUARED IS .4689751 WITH 3 DEGREES OF FREEDOM							
LD <sub>50</sub> IS 29.9584			95% CONF LIMITS ARE 23.67179 TO 37.91461							

**Appendix Table 32**

Calculation of log/ Probit regression line for the dose mortality experiment in which *A. diaperinus* larvae (10 days old) were fed on flour medium treated with different concentrations of Azadirachtin (Exposure period= 72h).

Dose (ppm)	Log dose	#U	Kill	% Kill	% Cr	E. Pr	Ex. Pr	Wk. Por	Weight	P. Pro
7.5	0.875052	50	4	8	8	3.59	3.607999	3.596	15.1	3.613897
15	1.176079	50	10	20	20	4.16	4.107	4.17	23.55	4.108242
30	1.477106	50	17	34	34	4.59	4.606	4.578	30.05	4.602587
60	1.778133	50	26	52	52	5.05	5.105001	5.04	31.7	5.096932
120	2.07916	50	37	74	74	5.64	5.604002	5.64000	27.9	5.591277
Y = 2.17689 + 1.642196 X			NO SIG HETEROGENEITY							
LOG LD <sub>50</sub> IS 1.719107			CHI-SQUARED IS .2814484 WITH 3 DEGREES OF FREEDOM							
LD <sub>50</sub> IS 52.37294			95% CONF LIMITS ARE 40.27545 TO 68.10412							

**Appendix Table 33**

Calculation of log/ Probit regression line for the dose mortality experiment in which *A. diaperinus* larvae (20 days old) were fed on flour medium treated with different concentrations of Azadirachtin (Exposure period= 72h).

Dose (ppm)	Log dose	#U	Kill	% Kill	% Cr	E. Pr	Ex. Pr	Wk. Por	Weight	P. Pro
120	2.07916	50	7	14	14	3.92	3.819363	3.924	18.5	3.8098
180	2.255249	50	16	32	32	4.53	4.627188	4.524	30.05	4.610142
240	2.380187	50	28	56	56	5.15	5.200349	5.176	31.35	5.177994
300	2.477096	50	35	70	70	5.52	5.644927	5.52	27.9	5.618454
360	2.556276	50	44	88	88	6.18	6.008173	6.1281	21.95	5.978335
Y = -5.640165 + 4.545089 X LOG LD <sub>50</sub> IS 2.341025 LD <sub>50</sub> IS 219.293				NO SIG HETEROGENEITY CHI-SQUARED IS 1.225834 WITH 3 DEGREES OF FREEDOM 95% CONF LIMITS ARE 200.8662 TO 239.4104						

**Appendix Table 34**

Calculation of log/ Probit regression line for the dose mortality experiment in which *A. diaperinus* larvae (30 days old) were fed on flour medium treated with different concentrations of Azadirachtin (Exposure period= 72h).

Dose	Log dose	#U	Kill	% Kill	% Cr	E. Pr	Ex. Pr	Wk. Por	Weight	P. Pro
120	2.07916	50	5	10	10	3.72	3.638514	3.73	15.1	3.621291
180	2.255249	50	13	26	26	4.36	4.441682	4.36	27.9	4.420674
240	2.380187	50	24	48	48	4.95	5.01154	4.95	31.85	4.987846
300	2.477096	50	33	66	66	5.41	5.453555	5.402	30.05	5.427778
360	2.556276	50	41	82	82	5.92	5.814707	5.868	25.15	5.787228
Y = -5.817352 + 4.539643 X LOG LD <sub>50</sub> IS 2.382864 LD <sub>50</sub> IS 241.4705				CHI-SQUARED IS .5112152 WITH 3 DEGREES OF FREEDOM NO SIG HETEROGENEITY 95% CONF LIMITS ARE 221.2836 TO 263.4988						

**Appendix Table 35**

Calculation of log/ Probit regression line for the dose mortality experiment in which *A. diaperinus* larvae (40 days old) were fed on flour medium treated with different concentrations of Azadirachtin (Exposure period= 72h).

Dose (ppm)	Log dose	#U	Kill	% Kill	% Cr	E. Pr	Ex. Pr	Wk. Por	Weight	P. Pro
120	2.07916	50	4	8	8	3.59	3.484186	3.63	11.9	3.45733
180	2.255249	50	9	18	18	4.08	4.294079	4.082	25.15	4.279878
240	2.380187	50	24	48	48	4.95	4.868708	4.968	31.35	4.863486
300	2.477096	50	31	62	62	5.31	5.314424	5.292	30.8	5.316167
360	2.556276	50	38	76	76	5.71	5.6786	5.7	27.9	5.686033
Y = -6.254833 + 4.671196 X LOG LD <sub>50</sub> IS 2.409412 LD <sub>50</sub> IS 256.6914				CHI-SQUARED IS 1.704044 WITH 3 DEGREES OF FREEDOM NO SIG HETEROGENEITY 95% CONF LIMITS ARE 235.4146 TO 279.8914						

**Appendix Table 36**

Calculation of log/ Probit regression line for the dose mortality experiment in which *A. diaperinus* adults were feed on flour medium treated with different concentrations of Azadirachtin (Exposure period= 72h).

Dose (ppm)	Log dose	#U	Kill	% Kill	% Cr	E. Pr	Ex. Pr	Wk. Por	Weight	P. Pro
240	2.380187	50	4	8	8	3.59	3.548364	3.596	13.45	3.535769
330	2.518488	50	12	24	24	4.29	4.312986	4.298	26.6	4.304662
420	2.623222	50	21	42	42	4.8	4.892026	4.812001	31.35	4.886937
510	2.707542	50	33	66	66	5.41	5.358206	5.396	30.8	5.355721
600	2.778123	50	39	78	78	5.77	5.748421	5.766	26.6	5.748116
Y = -9.697008 + 5.559555 X LOG LD <sub>50</sub> IS 2.643559 LD <sub>50</sub> IS 440.1073				CHI-SQUARED IS .2835541 WITH 3 DEGREES OF FREEDOM NO SIG HETEROGENEITY 95% CONF LIMITS ARE 409.5034 TO 472.9985						

**Appendix Table 37**

Calculation of log/ Probit regression line for the dose mortality experiment in which *A. diaperinus* 1 days old larvae were exposed to the filter paper treated with different concentrations of Deltamethrin (Exposure period= 24h).

Dose $\mu\text{g}/\text{cm}^2$	Log dose	# used	# Kill	% Kill	Corr. %	Emp. probit	Expt probit	Work probit	Weight	Final probit
0.90	0.954	50	6	12	12	3.82	3.825	3.822	18.50	3.799
1.80	1.255	50	17	34	34	4.59	4.504	4.572	29.05	4.482
3.60	1.556	50	27	54	54	5.10	4.183	5.09	31.70	5.166
7.20	1.857	50	38	76	76	5.71	5.863	5.664	25.15	5.849
14.40	2.158	50	49	98	98	7.05	6.542	6.836	13.45	6.534
Y = 1.631496 + 2.271258 X LOG LD <sub>50</sub> IS 1.4831 LD <sub>50</sub> IS 3.041587					CHI-SQUARED IS 2.525597 WITH 3 DEGREES OF FREEDOM NO SIG HETEROGENEITY 95% CONF LIMITS ARE 2.530506 TO 3.655889					

**Appendix Table 38**

Calculation of log/ Probit regression line for the dose mortality experiment in which *A. diaperinus* 10 days old larvae were exposed to the filter paper treated with different concentrations of Deltamethrin (Exposure period= 24h).

Dose $\mu\text{g}/\text{cm}^2$	Log dose	# used	# Kill	% Kill	Corr. %	Emp. probit	Expt probit	Work probit	Weight	Final probit
7.20	0.857	50	5	10	10	3.72	3.782	3.720	16.8	3.772
14.40	1.158	50	17	34	34	4.59	4.445	4.600	27.90	4.447
28.80	1.459	50	26	52	52	5.05	5.108	5.040	31.70	5.121
57.60	1.760	50	37	74	74	5.64	5.771	5.638	26.60	5.795
115.20	2.061	50	48	96	96	6.75	6.435	6.692	15.10	6.470
Y = 1.851606 + 2.240287 X LOG LD <sub>50</sub> IS 1.405353 LD <sub>50</sub> IS 25.43039					CHI-SQUARED IS 2.314827 WITH 3 DEGREES OF FREEDOM NO SIG HETEROGENEITY 95% CONF LIMITS ARE 21.10275 TO 30.64552					

**Appendix Table 39**

Calculation of log/ Probit regression line for the dose mortality experiment in which *A. diaperinus* 20 days old larvae were exposed to the filter paper treated with different concentrations of Deltamethrin (Exposure period= 24h).

Dose $\mu\text{g}/\text{cm}^2$	Log dose	# used	# Kill	% Kill	Corr. %	Emp. probit	Expt probit	Work probit	Weight	Final probit
88.40	1.946	50	8	16	16	4.01	3.813	4.026	18.50	3.800
123.76	2.092	50	17	34	34	4.59	4.634	4.578	30.05	4.640
159.12	2.201	50	26	52	52	5.05	5.247	5.072	31.55	5.267
194.48	2.289	50	37	74	74	5.64	5.737	5.638	26.60	5.768
229.80	2.361	50	48	96	96	6.75	6.145	6.546	20.25	6.186
Y = -7.388528 + 5.748341 X LOG LD <sub>50</sub> IS 2.155149 LD <sub>50</sub> IS 142.9383					CHI-SQUARED IS 5.346268 WITH 3 DEGREES OF FREEDOM NO SIG HETEROGENEITY 95% CONF LIMITS ARE 133.1168 TO 153.4844					

**Appendix Table 40**

Calculation of log/ Probit regression line for the dose mortality experiment in which *A. diaperinus* 30 days old larvae were exposed to the filter paper treated with different concentrations of Deltamethrin (Exposure period= 24h).

Dose $\mu\text{g}/\text{cm}^2$	Log dose	# used	# Kill	% Kill	Corr. %	Emp. probit	Expt probit	Work probit	Weight	Final probit
159.12	2.201	50	6	12	12	3.82	3.695	3.864	15.10	3.696
194.48	2.289	50	14	28	28	4.42	4.466	4.420	27.90	4.443
229.84	2.361	50	25	50	50	5.00	5.107	4.990	31.70	5.065
265.20	2.424	50	33	66	66	5.41	5.656	5.400	27.90	5.598
300.56	2.478	50	46	92	92	6.41	6.136	6.362	20.25	6.064
Y = -15.18247 + 8.574482 X LOG LD <sub>50</sub> IS 2.353783 LD <sub>50</sub> IS 225.8308					CHI-SQUARED IS 3.516327 WITH 3 DEGREES OF FREEDOM NO SIG HETEROGENEITY 95% CONF LIMITS ARE 215.3414 TO 236.8311					

**Appendix Table 41**

Calculation of log/ Probit regression line for the dose mortality experiment in which *A. diaperinus* 40 days old larvae were exposed to the filter paper treated with different concentrations of Deltamethrin (Exposure period= 24h).

Dose $\mu\text{g}/\text{cm}^2$	Log dose	# used	# Kill	% Kill	Corr. %	Emp. probit	Expt probit	Work probit	Weight	Final probit
300.56	2.478	50	7	14	14	3.92	3.810	3.924	18.50	3.804
335.92	2.526	50	16	32	32	4.53	4.530	4.516	29.05	4.521
371.28	2.570	50	27	54	54	5.10	5.178	5.09	31.70	5.167
406.64	2.609	50	36	72	72	5.58	5.768	5.574	26.60	5.754
442	2.645	50	48	96	96	6.75	6.308	6.598	16.80	6.292
Y = -33.00723 + 14.85563 X LOG LD <sub>50</sub> IS 2.55844 LD <sub>50</sub> IS 361.776					CHI-SQUARED IS 2.932686 WITH 3 DEGREES OF FREEDOM NO SIG HETEROGENEITY 95% CONF LIMITS ARE 351.9246 TO 371.9031					

**Appendix Table 42**

37. Calculation of log/ Probit regression line for the dose mortality experiment in which *A. diaperinus* adults were exposed to the filter paper treated with different concentrations of Deltamethrin (Exposure period= 24h).

Dose $\mu\text{g}/\text{cm}^2$	Log dose	# used	# Kill	% Kill	Corr. %	Emp. probit	Expt probit	Work probit	Weight	Final probit
707.21	2.850	50	4	8	8	3.59	3.421	3.63	11.90	3.440
972.41	2.988	50	13	26	26	4.36	4.336	4.362	26.60	4.338
1237.62	3.093	50	23	46	46	4.90	5.029	4.900	31.85	5.018
1502.82	3.177	50	32	64	64	5.36	5.587	5.332	29.05	5.566
1768.03	3.247	50	47	94	94	6.55	6.053	6.374	21.95	6.024
Y = -15.06803 + 6.495089 X LOG LD <sub>50</sub> IS 3.089724 LD <sub>50</sub> IS 1229.488					CHI-SQUARED IS 5.15667 WITH 3 DEGREES OF FREEDOM NO SIG HETEROGENEITY 95% CONF LIMITS ARE 1154.285 TO 1309.589					

**Appendix Table 43**

Calculation of log/ Probit regression line for the dose mortality experiment in which *A. diaperinus* 1 days old larvae were exposed to the filter paper treated with different concentrations of Deltamethrin (Exposure period= 48h).

Dose $\mu\text{g}/\text{cm}^2$	Log dose	# used	# Kill	% Kill	Corr. %	Emp. probit	Expt probit	Work probit	Weight	Final probit
0.45	0.651	50	4	8	8	3.59	3.632	3.596	15.10	3.659
0.90	0.952	50	13	26	26	4.36	4.286	4.354	25.15	4.292
1.80	1.253	50	24	48	48	4.95	4.940	4.940	31.70	4.926
3.60	1.554	50	35	70	70	5.52	5.594	5.500	29.05	5.559
7.20	1.855	50	45	90	90	6.28	6.248	6.230	18.50	6.193
Y = 2.288426 + 2.104413 X LOG LD <sub>50</sub> IS 1.288518 LD <sub>50</sub> IS 1.943203					CHI-SQUARED IS .2896042 WITH 3 DEGREES OF FREEDOM NO SIG HETEROGENEITY 95% CONF LIMITS ARE 1.596973 TO 2.364497					

**Appendix Table 44**

Calculation of log/ Probit regression line for the dose mortality experiment in which *A. diaperinus* 10 days old larvae were exposed to the filter paper treated with different concentrations of Deltamethrin (Exposure period= 48h).

Dose $\mu\text{g}/\text{cm}^2$	Log dose	# used	# Kill	% Kill	Corr. %	Emp. probit	Expt probit	Work probit	Weight	Final probit
3.854	0.554	50	5	10	10	3.72	3.742	3.72	16.80	3.785
7.168	0.855	50	16	32	32	4.53	4.379	4.554	26.60	4.392
14.336	1.156	50	23	46	46	4.90	4.016	4.900	31.85	4.998
28.672	1.457	50	35	70	70	5.52	5.653	5.52	27.90	5.604
57.344	1.758	50	46	92	92	6.41	6.290	6.332	18.50	6.211
Y = 2.668379 + 2.014452 X LOG LD <sub>50</sub> IS 1.157447 LD <sub>50</sub> IS 14.36968					CHI-SQUARED IS 1.5494 WITH 3 DEGREES OF FREEDOM NO SIG HETEROGENEITY 95% CONF LIMITS ARE 11.7273 TO 17.60745					



**Appendix Table 45**

Calculation of log/ Probit regression line for the dose mortality experiment in which *A. diaperinus* 1 days old larvae were exposed to the filter paper treated with different concentrations of Deltamethrin (Exposure period= 48h).

<b>Dose µg/cm<sup>2</sup></b>	<b>Log dose</b>	<b># used</b>	<b># Kill</b>	<b>% Kill</b>	<b>Corr. %</b>	<b>Emp. probit</b>	<b>Expt probit</b>	<b>Work probit</b>	<b>Weight</b>	<b>Final probit</b>
53.04	1.725	50	3	6	6	3.45	3.158	3.572	7.70	3.163
88.40	1.946	50	10	20	20	4.16	4.211	4.15	25.15	4.214
123.76	2.093	50	20	40	40	4.75	4.905	4.740	31.70	4.906
159.12	2.202	50	32	64	64	5.36	5.423	5.348	30.05	5.423
194.48	2.289	50	44	88	88	6.18	5.837	6.072	25.15	5.835
Y = -5.003373 + 4.735416 X LOG LD <sub>50</sub> IS 2.11246 LD <sub>50</sub> IS 129.5566					CHI-SQUARED IS 3.836365 WITH 3 DEGREES OF FREEDOM NO SIG HETEROGENEITY 95% CONF LIMITS ARE 118.7439 TO 141.3538					

**Appendix Table 46**

Calculation of log/ Probit regression line for the dose mortality experiment in which *A. diaperinus* 30 days old larvae were exposed to the filter paper treated with different concentrations of Deltamethrin (Exposure period= 48h).

<b>Dose µg/cm<sup>2</sup></b>	<b>Log dose</b>	<b># used</b>	<b># Kill</b>	<b>% Kill</b>	<b>Corr. %</b>	<b>Emp. probit</b>	<b>Expt probit</b>	<b>Work probit</b>	<b>Weight</b>	<b>Final probit</b>
123.76	2.093	50	4	8	8	3.59	3.560	3.596	13.45	3.547
159.12	2.202	50	13	26	26	4.36	4.348	4.362	26.60	4.335
194.48	2.289	50	24	48	48	4.95	4.978	4.940	31.70	4.963
229.84	2.361	50	32	64	64	5.36	5.502	5.332	29.05	5.487
265.20	2.424	50	43	86	86	6.08	5.951	6.098	23.55	5.935
Y = -11.54664 + 7.213169 X LOG LD <sub>50</sub> IS 2.293949 LD <sub>50</sub> IS 196.7655					CHI-SQUARED IS 1.389008 WITH 3 DEGREES OF FREEDOM NO SIG HETEROGENEITY 95% CONF LIMITS ARE 186.0263 TO 208.1247					

**Appendix Table 47**

Calculation of log/ Probit regression line for the dose mortality experiment in which *A. diaperinus* 40 days old larvae were exposed to the filter paper treated with different concentrations of Deltamethrin (Exposure period= 48h).

<b>Dose µg/cm<sup>2</sup></b>	<b>Log dose</b>	<b># used</b>	<b># Kill</b>	<b>% Kill</b>	<b>Corr. %</b>	<b>Emp. probit</b>	<b>Expt probit</b>	<b>Work probit</b>	<b>Weight</b>	<b>Final probit</b>
265.20	2.424	50	2	4	4	3.25	3.328	3.254	10.40	3.413
300.56	2.478	50	13	26	26	4.36	4.170	4.398	23.55	4.205
335.92	2.526	50	22	44	44	4.85	4.918	4.840	31.70	4.908
371.28	2.570	50	34	68	68	5.47	5.591	5.444	29.05	5.541
406.64	2.609	50	45	90	90	6.28	6.203	6.230	18.50	6.117
Y = -31.88683 + 14.56534 X LOG LD <sub>50</sub> IS 2.532507 LD <sub>50</sub> IS 340.8059					CHI-SQUARED IS 1.8125 WITH 3 DEGREES OF FREEDOM NO SIG HETEROGENEITY 95% CONF LIMITS ARE 331.0221 TO 350.8789					

**Appendix Table 48**

Calculation of log/ Probit regression line for the dose mortality experiment in which *A. diaperinus* adults were exposed to the filter paper treated with different concentrations of Deltamethrin (Exposure period= 48h).

<b>Dose µg/cm<sup>2</sup></b>	<b>Log dose</b>	<b># used</b>	<b># Kill</b>	<b>% Kill</b>	<b>Corr. %</b>	<b>Emp. probit</b>	<b>Expt probit</b>	<b>Work probit</b>	<b>Weight</b>	<b>Final probit</b>
442	2.645	50	4	8	8	3.59	3.532	3.596	13.45	3.520
707.21	2.850	50	14	28	28	4.42	4.422	4.420	27.90	4.401
972.41	2.988	50	23	46	46	4.90	5.025	4.900	31.85	4.998
1237.62	3.093	50	33	66	66	5.41	5.481	5.402	30.05	5.451
1502.82	3.177	50	42	84	84	5.99	5.849	5.936	25.15	5.815
Y = -7.902562 + 4.317859 X LOG LD <sub>50</sub> IS 2.988185 LD <sub>50</sub> IS 973.1622					CHI-SQUARED IS .8396149 WITH 3 DEGREES OF FREEDOM NO SIG HETEROGENEITY 95% CONF LIMITS ARE 887.3771 TO 1067.24					

**Appendix Table 49**

Calculation of log/ Probit regression line for the dose mortality experiment in which *A. diaperinus* 1 days old larvae were exposed to the filter paper treated with different concentrations of Deltamethrin (Exposure period= 72h).

<b>Dose µg/cm<sup>2</sup></b>	<b>Log dose</b>	<b># used</b>	<b># Kill</b>	<b>% Kill</b>	<b>Corr. %</b>	<b>Emp. probit</b>	<b>Expt probit</b>	<b>Work probit</b>	<b>Weight</b>	<b>Final probit</b>
0.45	0.653	50	6	12	12	3.82	3.794	3.836	16.80	3.805
0.90	0.954	50	15	30	30	4.48	4.463	4.480	27.90	4.458
1.80	1.255	50	27	54	54	5.10	5.132	5.090	31.70	5.111
3.60	1.556	50	38	76	76	5.71	5.801	5.664	25.15	5.765
7.20	1.857	50	47	94	94	6.55	6.470	6.558	15.10	6.419
Y = 2.386624 + 2.170939 X LOG LD <sub>50</sub> IS 1.2038 LD <sub>50</sub> IS 1.598821					CHI-SQUARED IS .595337 WITH 3 DEGREES OF FREEDOM NO SIG HETEROGENEITY 95% CONF LIMITS ARE 1.317742 TO 1.939856					

**Appendix Table 50**

Calculation of log/ Probit regression line for the dose mortality experiment in which *A. diaperinus* 10 days old larvae were exposed to the filter paper treated with different concentrations of Deltamethrin (Exposure period= 72h).

<b>Dose µg/cm<sup>2</sup></b>	<b>Log dose</b>	<b># used</b>	<b># Kill</b>	<b>% Kill</b>	<b>Corr. %</b>	<b>Emp. probit</b>	<b>Expt probit</b>	<b>Work probit</b>	<b>Weight</b>	<b>Final probit</b>
3.60	0.556	50	7	14	14	3.92	3.905	3.924	20.25	3.889
7.20	0.857	50	18	36	36	4.64	4.536	4.628	29.05	4.530
14.40	1.158	50	26	52	52	5.05	5.168	5.040	31.70	5.172
28.80	1.459	50	38	76	76	5.71	5.799	5.702	26.60	5.813
57.60	1.760	50	48	96	96	6.75	6.430	6.692	15.10	6.454
Y = 2.704438 + 2.129995 X LOG LD <sub>50</sub> IS 1.077731 LD <sub>50</sub> IS 11.96					CHI-SQUARED IS 2.032433 WITH 3 DEGREES OF FREEDOM NO SIG HETEROGENEITY 95% CONF LIMITS ARE 9.861942 TO 14.5044					

**Appendix Table 51**

Calculation of log/ Probit regression line for the dose mortality experiment in which *A. diaperinus* 20 days old larvae were exposed to the filter paper treated with different concentrations of Deltamethrin (Exposure period= 72h).

<b>Dose µg/cm<sup>2</sup></b>	<b>Log dose</b>	<b># used</b>	<b># Kill</b>	<b>% Kill</b>	<b>Corr. %</b>	<b>Emp. probit</b>	<b>Expt probit</b>	<b>Work probit</b>	<b>Weight</b>	<b>Final probit</b>
53.04	1.725	50	6	12	12	3.82	3.544	3.904	13.45	3.538
88.40	1.946	50	15	30	30	4.48	4.535	4.460	29.05	4.537
123.76	2.093	50	23	46	46	4.90	5.188	4.890	31.70	5.195
159.12	2.202	50	37	74	74	5.64	5.675	5.640	27.90	5.686
194.48	2.289	50	48	96	96	6.75	6.065	6.456	21.95	6.079
Y = -4.227171 + 4.502693 X53.04 LOG LD <sub>50</sub> IS 2.049256 LD <sub>50</sub> IS 112.0097					CHI-SQUARED IS 8.103958 WITH 3 DEGREES OF FREEDOM VARIANCE HAS BEEN ADJUSTED FOR HETEROGENEITY 95% CONF LIMITS ARE 96.41136 TO 130.1319					

**Appendix Table 52**

Calculation of log/ Probit regression line for the dose mortality experiment in which *A. diaperinus* 30 days old larvae were exposed to the filter paper treated with different concentrations of Deltamethrin (Exposure period= 72h).

<b>Dose µg/cm<sup>2</sup></b>	<b>Log dose</b>	<b># used</b>	<b># Kill</b>	<b>% Kill</b>	<b>Corr. %</b>	<b>Emp. probit</b>	<b>Expt probit</b>	<b>Work probit</b>	<b>Weight</b>	<b>Final probit</b>
123.76	2.093	50	7	14	14	3.92	3.829	3.924	18.50	3.814
159.12	2.202	50	18	36	36	4.64	4.599	4.628	29.05	4.601
194.48	2.289	50	26	52	52	5.05	5.214	5.072	31.35	5.229
229.84	2.361	50	37	74	74	5.64	5.726	5.638	26.60	5.752
265.20	2.424	50	47	94	94	6.55	6.165	6.454	20.25	6.201
Y = -11.27852 + 7.212218 X LOG LD <sub>50</sub> IS 2.257076 LD <sub>50</sub> IS 180.7491					CHI-SQUARED IS 2.667069 WITH 3 DEGREES OF FREEDOM NO SIG HETEROGENEITY 95% CONF LIMITS ARE 170.7754 TO 191.3053					

**Appendix Table 53**

Calculation of log/ Probit regression line for the dose mortality experiment in which *A. diaperinus* 40 days old larvae were exposed to the filter paper treated with different concentrations of Deltamethrin (Exposure period= 72h).

<b>Dose µg/cm<sup>2</sup></b>	<b>Log dose</b>	<b># used</b>	<b># Kill</b>	<b>% Kill</b>	<b>Corr. %</b>	<b>Emp. probit</b>	<b>Expt probit</b>	<b>Work probit</b>	<b>Weight</b>	<b>Final probit</b>
265.20	2.424	50	5	10	10	3.72	3.750	3.720	16.80	3.753
300.56	2.478	50	18	36	36	4.64	4.494	4.660	27.90	4.497
335.92	2.526	50	25	50	50	5.00	5.155	4.990	31.70	5.157
371.28	2.570	50	38	76	76	5.71	5.749	5.702	26.60	5.752
406.64	2.609	50	47	94	94	6.55	6.290	6.434	18.50	6.292
Y = -29.38725 + 13.67445 X LOG LD <sub>50</sub> IS 2.514709 LD <sub>50</sub> IS 327.1215				CHI-SQUARED IS 2.068199 WITH 3 DEGREES OF FREEDOM NO SIG HETEROGENEITY 95% CONF LIMITS ARE 317.376 TO 337.166						

**Appendix Table 54**

Calculation of log/ Probit regression line for the dose mortality experiment in which *A. diaperinus* adults were exposed to the filter paper treated with different concentrations of Deltamethrin (Exposure period= 72h).

<b>Dose µg/cm<sup>2</sup></b>	<b>Log dose</b>	<b># used</b>	<b># Kill</b>	<b>% Kill</b>	<b>Corr. %</b>	<b>Emp. probit</b>	<b>Expt probit</b>	<b>Work probit</b>	<b>Weight</b>	<b>Final probit</b>
442	2.645	50	7	14	14	3.92	3.760	3.952	16.80	3.743
707.21	2.850	50	16	32	32	4.53	4.669	4.524	30.05	4.640
972.41	2.988	50	28	56	56	5.15	5.284	5.176	31.35	5.247
1237.62	3.093	50	36	72	72	5.58	5.751	5.574	26.60	5.707
1502.82	3.177	50	46	92	92	6.41	6.126	6.362	20.25	6.078
Y = -7.874621 + 4.391804 X LOG LD <sub>50</sub> IS 2.931511 LD <sub>50</sub> IS 854.1034				CHI-SQUARED IS 3.401383 WITH 3 DEGREES OF FREEDOM NO SIG HETEROGENEITY 95% CONF LIMITS ARE 777.9675 TO 937.6903						

**Appendix Table 55**

Calculation of log/ Probit regression line for the dose mortality experiment in which *A. diaperinus* 1 day old larvae were exposed to the flour medium treated with different concentrations of Deltamethrin (Exposure period= 24h).

<b>Dose ppm</b>	<b>Log dose</b>	<b># used</b>	<b># Kill</b>	<b>% Kill</b>	<b>Corr. %</b>	<b>Emp. probit</b>	<b>Expt probit</b>	<b>Work probit</b>	<b>Weight</b>	<b>Final probit</b>
40	1.602	50	4	8	8	3.59	3.423	3.630	11.90	3.355
80	1.903	50	11	22	22	4.23	4.474	4.24	27.90	4.424
160	2.204	50	24	48	48	4.95	4.999	4.940	31.70	4.958
320	2.505	50	35	70	70	5.52	5.524	5.500	29.05	5.492
640	2.806	50	44	88	88	6.18	6.050	6.128	21.95	6.027
Y = 1.046537 + 1.774727 X LOG LD <sub>50</sub> IS 2.227646 LD <sub>50</sub> IS 168.9062				CHI-SQUARED IS 2.07827 WITH 3 DEGREES OF FREEDOM NO SIG HETEROGENEITY 95% CONF LIMITS ARE 134.234 TO 212.5343						

**Appendix Table 56**

Calculation of log/ Probit regression line for the dose mortality experiment in which *A. diaperinus* 10 days old larvae were exposed to the flour medium treated with different concentrations of Deltamethrin (Exposure period= 24h).

<b>Dose ppm</b>	<b>Log dose</b>	<b># used</b>	<b># Kill</b>	<b>% Kill</b>	<b>Corr. %</b>	<b>Emp. probit</b>	<b>Expt probit</b>	<b>Work probit</b>	<b>Weight</b>	<b>Final probit</b>
40	1.602	50	2	4	4	3.25	3.011	3.320	6.55	3.023
80	1.903	50	8	16	16	4.01	4.146	4.018	23.55	4.152
160	2.204	50	19	38	38	4.69	4.713	4.688	30.80	4.717
320	2.505	50	31	62	62	5.31	5.281	5.332	31.35	5.282
640	2.806	50	41	82	82	5.92	5.848	5.868	25.15	5.846
Y = .5829625 + 1.875665 X LOG LD <sub>50</sub> IS 2.354918 LD <sub>50</sub> IS 226.4216				CHI-SQUARED IS 1.119812 WITH 3 DEGREES OF FREEDOM NO SIG HETEROGENEITY 95% CONF LIMITS ARE 180.9819 TO 283.2699						

**Appendix Table 57**

Calculation of log/ Probit regression line for the dose mortality experiment in which *A. diaperinus* 20 days old larvae were exposed to the flour medium treated with different concentrations of Deltamethrin (Exposure period= 24h).

<b>Dose ppm</b>	<b>Log dose</b>	<b># used</b>	<b># Kill</b>	<b>% Kill</b>	<b>Corr. %</b>	<b>Emp. probit</b>	<b>Expt probit</b>	<b>Work probit</b>	<b>Weight</b>	<b>Final probit</b>
600	2.778	50	7	14	14	3.92	3.660	3.998	15.10	3.665
800	2.903	50	13	26	26	4.36	4.488	4.360	27.90	4.488
1000	2.999	50	24	48	48	4.95	5.130	4.94	31.70	5.126
1200	3.079	50	36	72	72	5.58	5.655	5.580	27.90	5.647
1400	3.146	50	47	94	94	6.55	6.098	6.374	21.95	6.088
Y = -14.62587 + 6.583902 X LOG LD <sub>50</sub> IS 2.980888 LD <sub>50</sub> IS 956.9463					CHI-SQUARED IS 5.144303 WITH 3 DEGREES OF FREEDOM NO SIG HETEROGENEITY 95% CONF LIMITS ARE 899.5316 TO 1018.025					

**Appendix Table 58**

Calculation of log/ Probit regression line for the dose mortality experiment in which *A. diaperinus* 30 days old larvae were exposed to the flour medium treated with different concentrations of Deltamethrin (Exposure period= 24h).

<b>Dose ppm</b>	<b>Log dose</b>	<b># used</b>	<b># Kill</b>	<b>% Kill</b>	<b>Corr. %</b>	<b>Emp. probit</b>	<b>Expt probit</b>	<b>Work probit</b>	<b>Weight</b>	<b>Final probit</b>
600	2.778	50	4	8	8	3.59	3.426	3.630	11.90	3.345
800	2.903	50	10	20	20	4.16	4.288	4.150	25.15	4.230
1000	2.999	50	21	42	42	4.80	4.957	4.790	31.70	4.917
1200	3.079	50	33	66	66	5.41	5.503	5.388	29.05	5.478
1400	3.146	50	44	88	88	6.18	5.965	6.174	23.55	5.952
Y = -16.33951 + 7.085431 X LOG LD <sub>50</sub> IS 3.011745 LD <sub>50</sub> IS 1027.412					CHI-SQUARED IS 3.029312 WITH 3 DEGREES OF FREEDOM NO SIG HETEROGENEITY 95% CONF LIMITS ARE 969.6004 TO 1088.669					

**Appendix Table 59**

Calculation of log/ Probit regression line for the dose mortality experiment in which *A. diaperinus* 40 day old larvae were exposed to the flour medium treated with different concentrations of Deltamethrin (Exposure period= 24h).

<b>Dose ppm</b>	<b>Log dose</b>	<b># used</b>	<b># Kill</b>	<b>% Kill</b>	<b>Corr. %</b>	<b>Emp. probit</b>	<b>Expt probit</b>	<b>Work probit</b>	<b>Weight</b>	<b>Final probit</b>
600	2.778	50	2	4	4	3.25	3.179	3.268	7.70	3.111
800	2.903	50	8	16	16	4.01	4.053	3.996	21.95	4.013
1000	2.999	50	18	36	36	4.64	4.731	4.636	30.80	4.713
1200	3.079	50	30	60	60	5.25	5.284	5.280	31.35	5.284
1400	3.146	50	40	80	80	5.85	5.753	5.830	26.60	5.768
Y = -16.94525 + 7.219374 X LOG LD <sub>50</sub> IS 3.039772 LD <sub>50</sub> IS 1095.903					CHI-SQUARED IS .4825821 WITH 3 DEGREES OF FREEDOM NO SIG HETEROGENEITY 95% CONF LIMITS ARE 1033.803 TO 1161.731					

**Appendix Table 60**

Calculation of log/ Probit regression line for the dose mortality experiment in which *A. diaperinus* adults were exposed to the flour medium which treated with different concentrations of Deltamethrin (Exposure period= 24h).

<b>Dose ppm</b>	<b>Log dose</b>	<b># used</b>	<b># Kill</b>	<b>% Kill</b>	<b>Corr. %</b>	<b>Emp. probit</b>	<b>Expt probit</b>	<b>Work probit</b>	<b>Weight</b>	<b>Final probit</b>
1000	2.999	50	4	8	8	3.59	3.398	3.678	10.40	3.305
1500	3.176	50	10	20	20	4.16	4.329	4.170	26.60	4.266
2000	3.301	50	21	42	42	4.80	4.989	4.790	31.70	4.948
2500	3.398	50	33	66	66	5.41	5.502	5.388	29.05	5.477
3000	3.477	50	44	88	88	6.18	5.921	6.174	23.55	5.909
Y = -13.06815 + 5.457717 X LOG LD <sub>50</sub> IS 3.310569 LD <sub>50</sub> IS 2044.416					CHI-SQUARED IS 4.369385 WITH 3 DEGREES OF FREEDOM NO SIG HETEROGENEITY 95% CONF LIMITS ARE 1896.433 TO 2203.944					

**Appendix Table 61**

Calculation of log/ Probit regression line for the dose mortality experiment in which *A. diaperinus* 1 day old larvae were exposed to the flour medium treated with different concentrations of Deltamethrin (Exposure period= 48h).

<b>Dose ppm</b>	<b>Log dose</b>	<b># used</b>	<b># Kill</b>	<b>% Kill</b>	<b>Corr. %</b>	<b>Emp. probit</b>	<b>Expt probit</b>	<b>Work probit</b>	<b>Weight</b>	<b>Final probit</b>
20	1.301	50	4	8	8	3.59	3.669	3.596	15.10	3.715
40	1.602	50	13	26	26	4.36	4.146	4.398	23.55	4.168
80	1.903	50	23	46	46	4.90	5.101	4.890	31.70	5.076
160	2.204	50	35	70	70	5.52	5.578	5.500	29.05	5.530
320	2.505	50	44	88	88	6.18	6.056	6.128	21.95	5.984
Y = 2.206673 + 1.507848 X LOG LD <sub>50</sub> IS 1.852526 LD <sub>50</sub> IS 71.20748				CHI-SQUARED IS 3.034256 WITH 3 DEGREES OF FREEDOM NO SIG HETEROGENEITY 95% CONF LIMITS ARE 54.2657 TO 93.4385						

**Appendix Table 62**

Calculation of log/ Probit regression line for the dose mortality experiment in which *A. diaperinus* 10 days old larvae were exposed to the flour medium treated with different concentrations of Deltamethrin (Exposure period= 48h).

<b>Dose ppm</b>	<b>Log dose</b>	<b># used</b>	<b># Kill</b>	<b>% Kill</b>	<b>Corr. %</b>	<b>Emp. probit</b>	<b>Expt probit</b>	<b>Work probit</b>	<b>Weight</b>	<b>Final probit</b>
20	1.301	50	2	4	4	3.25	3.383	3.254	10.40	3.458
40	1.602	50	10	20	20	4.16	3.882	4.230	18.50	3.929
80	1.903	50	19	38	38	4.69	4.880	4.708	31.35	4.870
160	2.204	50	31	62	62	5.31	5.378	5.292	30.80	5.341
320	2.505	50	42	84	84	5.99	5.877	5.936	25.15	5.811
Y = 1.894867 + 1.563385 X LOG LD <sub>50</sub> IS 1.986161 LD <sub>50</sub> IS 96.86363				CHI-SQUARED IS 3.399048 WITH 3 DEGREES OF FREEDOM NO SIG HETEROGENEITY 95% CONF LIMITS ARE 74.00177 TO 126.7884						

**Appendix Table 63**

Calculation of log/ Probit regression line for the dose mortality experiment in which *A. diaperinus* 20 days old larvae were exposed to the flour medium treated with different concentrations of Deltamethrin (Exposure period= 48h).

<b>Dose ppm</b>	<b>Log dose</b>	<b># used</b>	<b># Kill</b>	<b>% Kill</b>	<b>Corr. %</b>	<b>Emp. probit</b>	<b>Expt probit</b>	<b>Work probit</b>	<b>Weight</b>	<b>Final probit</b>
400	2.602	50	7	14	14	3.92	3.752	3.952	16.80	3.720
600	2.778	50	15	30	30	4.48	4.584	4.460	29.05	4.541
800	2.903	50	24	48	48	4.95	5.174	4.94	31.70	5.123
1000	2.999	50	35	70	70	5.52	5.632	5.52	27.90	5.575
1200	3.079	50	45	90	90	6.28	6.006	6.21	21.95	5.944
Y = -8.408714 + 4.661389 X LOG LD <sub>50</sub> IS 2.876549 LD <sub>50</sub> IS 752.5736				CHI-SQUARED IS 3.797333 WITH 3 DEGREES OF FREEDOM NO SIG HETEROGENEITY 95% CONF LIMITS ARE 690.5831 TO 820.1288						

**Appendix Table 64**

Calculation of log/ Probit regression line for the dose mortality experiment in which *A. diaperinus* 30 days old larvae were exposed to the flour medium treated with different concentrations of Deltamethrin (Exposure period= 48h).

<b>Dose ppm</b>	<b>Log dose</b>	<b># used</b>	<b># Kill</b>	<b>% Kill</b>	<b>Corr. %</b>	<b>Emp. probit</b>	<b>Expt probit</b>	<b>Work probit</b>	<b>Weight</b>	<b>Final probit</b>
400	2.602	50	5	10	10	3.72	3.590	3.75	13.45	3.556
600	2.778	50	13	26	26	4.36	4.441	4.36	27.90	4.401
800	2.903	50	22	44	44	4.85	5.044	4.85	31.85	5.001
1000	2.999	50	34	68	68	5.47	5.511	5.444	29.05	5.466
1200	3.079	50	43	86	86	6.08	5.894	6.004	25.15	5.846
Y = -8.929312 + 4.798413 X LOG LD <sub>50</sub> IS 2.9029 LD <sub>50</sub> IS 799.6505				CHI-SQUARED IS 1.916027 WITH 3 DEGREES OF FREEDOM NO SIG HETEROGENEITY 95% CONF LIMITS ARE 735.7113 TO 869.1458						

**Appendix Table 65**

Calculation of log/ Probit regression line for the dose mortality experiment in which *A. diaperinus* 40 days old larvae were exposed to the flour medium treated with different concentrations of Deltamethrin (Exposure period= 48h).

<b>Dose ppm</b>	<b>Log dose</b>	<b># used</b>	<b># Kill</b>	<b>% Kill</b>	<b>Corr. %</b>	<b>Emp. probit</b>	<b>Expt probit</b>	<b>Work probit</b>	<b>Weight</b>	<b>Final probit</b>
400	2.602	50	3	6	6	3.45	3.335	3.466	10.40	3.257
600	2.778	50	10	20	20	4.16	4.234	4.15	25.15	4.185
800	2.903	50	19	38	38	4.69	4.872	4.708	31.35	4.843
1000	2.999	50	32	64	64	5.36	5.367	5.344	30.80	5.354
1200	3.079	50	41	82	82	5.92	5.772	5.894	26.60	5.771
Y = -10.45696 + 5.27042 X LOG LD <sub>50</sub> IS 2.932776 LD <sub>50</sub> IS 856.5946					CHI-SQUARED IS 1.456596 WITH 3 DEGREES OF FREEDOM NO SIG HETEROGENEITY 95% CONF LIMITS ARE 792.7374 TO 925.5958					

**Appendix Table 66**

Calculation of log/ Probit regression line for the dose mortality experiment in which *A. diaperinus* adults were exposed to the flour medium which treated with different concentrations of Deltamethrin (Exposure period= 48h).

<b>Dose ppm</b>	<b>Log dose</b>	<b># used</b>	<b># Kill</b>	<b>% Kill</b>	<b>Corr. %</b>	<b>Emp. probit</b>	<b>Expt probit</b>	<b>Work probit</b>	<b>Weight</b>	<b>Final probit</b>
500	2.699	50	4	8	8	3.59	3.421	3.63	11.90	3.352
1000	2.999	50	13	26	26	4.36	4.454	4.36	27.90	4.390
1500	3.176	50	20	40	40	4.75	5.058	4.75	31.85	4.997
2000	3.301	50	32	64	64	5.36	5.487	5.348	30.05	4.428
2500	3.398	50	44	88	88	6.18	5.820	6.072	25.15	5.762
Y = -5.953027 + 3.447704 X LOG LD <sub>50</sub> IS 3.176905 LD <sub>50</sub> IS 1502.814					CHI-SQUARED IS 5.497494 WITH 3 DEGREES OF FREEDOM NO SIG HETEROGENEITY 95% CONF LIMITS ARE 1337.702 TO 1688.304					

**Appendix Table 67**

Calculation of log/ Probit regression line for the dose mortality experiment in which *A. diaperinus* 1 day old larvae were exposed to the flour medium treated with different concentrations of Deltamethrin (Exposure period= 72h).

<b>Dose ppm</b>	<b>Log dose</b>	<b># used</b>	<b># Kill</b>	<b>% Kill</b>	<b>Corr. %</b>	<b>Emp. probit</b>	<b>Expt probit</b>	<b>Work probit</b>	<b>Weight</b>	<b>Final probit</b>
20	1.301	50	8	16	16	4.01	3.958	4.016	20.25	3.974
40	1.602	50	16	32	32	4.53	4.423	4.54	27.90	4.423
80	1.903	50	27	54	54	5.10	5.353	5.084	30.80	5.321
160	2.204	50	38	76	76	5.71	5.818	5.664	25.15	5.770
320	2.505	50	48	96	96	6.75	6.282	6.536	18.50	6.219
Y = 2.482739 + 1.491464 X LOG LD <sub>50</sub> IS 1.687779 LD <sub>50</sub> IS 48.72798					CHI-SQUARED IS 4.289055 WITH 3 DEGREES OF FREEDOM NO SIG HETEROGENEITY 95% CONF LIMITS ARE 36.95286 TO 64.2553					

**Appendix Table 68**

Calculation of log/ Probit regression line for the dose mortality experiment in which *A. diaperinus* 10 day old larvae were exposed to the flour medium treated with different concentrations of Deltamethrin (Exposure period= 72h).

<b>Dose ppm</b>	<b>Log dose</b>	<b># used</b>	<b># Kill</b>	<b>% Kill</b>	<b>Corr. %</b>	<b>Emp. probit</b>	<b>Expt probit</b>	<b>Work probit</b>	<b>Weight</b>	<b>Final probit</b>
20	1.301	50	6	12	12	3.82	3.801	3.822	18.50	3.814
40	1.602	50	14	28	28	4.42	4.272	4.422	25.15	4.268
80	1.903	50	24	48	48	4.95	5.212	4.968	31.35	5.176
160	2.204	50	35	70	70	5.52	5.682	5.52	27.90	5.631
320	2.505	50	46	92	92	6.41	6.153	6.362	20.25	6.085
Y = 2.306036 + 1.508338 X LOG LD <sub>50</sub> IS 1.786048 LD <sub>50</sub> IS 61.10099					CHI-SQUARED IS 3.856369 WITH 3 DEGREES OF FREEDOM NO SIG HETEROGENEITY 95% CONF LIMITS ARE 46.6455 TO 80.03626					

**Appendix Table 69**

Calculation of log/ Probit regression line for the dose mortality experiment in which *A. diaperinus* 20 day old larvae were exposed to the flour medium treated with different concentrations of Deltamethrin (Exposure period= 72h).

<b>Dose ppm</b>	<b>Log dose</b>	<b># used</b>	<b># Kill</b>	<b>% Kill</b>	<b>Corr. %</b>	<b>Emp. probit</b>	<b>Expt probit</b>	<b>Work probit</b>	<b>Weight</b>	<b>Final probit</b>
400	2.602	50	8	16	16	4.01	3.796	4.068	16.80	3.813
600	2.778	50	19	38	38	4.69	4.695	4.686	30.05	4.694
800	2.903	50	25	50	50	5.00	5.333	4.98	30.80	5.318
1000	2.999	50	39	78	78	5.77	5.828	5.732	25.15	5.803
1200	3.079	50	49	98	98	7.05	6.231	6.638	18.50	6.198
Y = -9.194282 + 4.998991 X LOG LD <sub>50</sub> IS 2.83943 LD <sub>50</sub> IS 690.9224					CHI-SQUARED IS 8.313538 WITH 3 DEGREES OF FREEDOM VARIANCE HAS BEEN ADJUSTED FOR HETEROGENEITY 95% CONF LIMITS ARE 600.2 TO 795.3577					

**Appendix Table 70**

Calculation of log/ Probit regression line for the dose mortality experiment in which *A. diaperinus* 30 days old larvae were exposed to the flour medium treated with different concentrations of Deltamethrin (Exposure period= 72h).

<b>Dose ppm</b>	<b>Log dose</b>	<b># used</b>	<b># Kill</b>	<b>% Kill</b>	<b>Corr. %</b>	<b>Emp. probit</b>	<b>Expt probit</b>	<b>Work probit</b>	<b>Weight</b>	<b>Final probit</b>
400	2.602	50	6	12	12	3.82	3.631	3.864	15.10	3.616
600	2.778	50	17	34	34	4.59	2.547	4.572	29.05	4.550
800	2.903	50	23	46	46	4.90	5.198	4.890	31.70	5.211
1000	2.999	50	37	74	74	5.64	5.702	5.638	26.60	5.725
1200	3.079	50	48	96	96	6.75	6.113	6.546	20.25	6.145
Y = -10.17187 + 5.299066 X LOG LD <sub>50</sub> IS 2.863122 LD <sub>50</sub> IS 729.6625					CHI-SQUARED IS 7.680023 WITH 3 DEGREES OF FREEDOM NO SIG HETEROGENEITY 95% CONF LIMITS ARE 675.0147 TO 788.7345					

**Appendix Table 71**

Calculation of log/ Probit regression line for the dose mortality experiment in which *A. diaperinus* 40 days old larvae were exposed to the flour medium treated with different concentrations of Deltamethrin (Exposure period= 72h).

<b>Dose ppm</b>	<b>Log dose</b>	<b># used</b>	<b># Kill</b>	<b>% Kill</b>	<b>Corr. %</b>	<b>Emp. probit</b>	<b>Expt probit</b>	<b>Work probit</b>	<b>Weight</b>	<b>Final probit</b>
400	2.602	50	5	10	10	3.72	3.608	3.73	15.10	3.565
600	2.778	50	15	30	30	4.48	4.475	4.48	27.90	4.438
800	2.903	50	21	42	42	4.80	5.090	4.80	31.85	5.058
1000	2.999	50	35	70	70	5.52	5.568	5.500	29.05	5.539
1200	3.079	50	44	88	88	6.18	5.958	6.174	23.55	5.932
Y = -9.342322 + 4.960473 X LOG LD <sub>50</sub> IS 2.891322 LD <sub>50</sub> IS 778.612					CHI-SQUARED IS 4.011131 WITH 3 DEGREES OF FREEDOM NO SIG HETEROGENEITY 95% CONF LIMITS ARE 718.3122 TO 843.9758					

**Appendix Table 72**

Calculation of log/ Probit regression line for the dose mortality experiment in which *A. diaperinus* adults were exposed to the flour medium which treated with different concentrations of Deltamethrin (Exposure period= 72h)

<b>Dose ppm</b>	<b>Log dose</b>	<b># used</b>	<b># Kill</b>	<b>% Kill</b>	<b>Corr. %</b>	<b>Emp. probit</b>	<b>Expt probit</b>	<b>Work probit</b>	<b>Weight</b>	<b>Final probit</b>
500	2.699	50	7	14	14	3.92	3.710	3.952	16.80	3.682
1000	2.999	50	17	34	34	4.59	4.744	4.584	30.80	4.685
1500	3.176	50	26	52	52	5.05	5.348	5.032	30.80	5.272
2000	3.301	50	36	72	72	5.58	5.777	5.574	26.60	5.688
2500	3.398	50	47	94	94	6.55	6.110	6.454	20.25	6.010
Y = -5.308184 + 3.331086 X LOG LD <sub>50</sub> IS 3.094542 LD <sub>50</sub> IS 1243.201					CHI-SQUARED IS 7.628441 WITH 3 DEGREES OF FREEDOM NO SIG HETEROGENEITY 95% CONF LIMITS ARE 1099.583 TO 1405.579					

**Appendix Table 73**Effect of Deltamethrin with Azadirachtin 1: 0.1 on *A. diaperinus* 40 days old larvae after 72 h exposure to treated filter paper.

Dose ( $\mu\text{g}/\text{cm}^2$ )	Log dose	#U	Kill	% Kill	% Cr	E. Pr	Ex. Pr	Wk. Por	Weight	P. Pro
145.86	2.163914	50	29	58	58	5.2	5.265995	5.228	31.35	5.257443
72.93	1.862887	50	20	40	40	4.75	4.782998	4.74	30.8	4.789934
36.465	1.56186	50	15	30	30	4.48	4.3.0000	4.49	26.6	4.322427
18.2325	1.260833	50	6	12	12	3.82	3.817002	3.822	18.5	3.854918
9.11625	0.9598062	50	2	4	4	3.25	3.334005	3.254	10.4	3.38741
Y = 1.896788 + 1.553045 X LOG LD <sub>50</sub> IS 1.998147 LD <sub>50</sub> IS 99.57433				CHI-SQUARED IS 1.056194 WITH 3 DEGREES OF FREEDOM NO SIG HETEROGENEITY 95% CONF LIMITS ARE 70.94552 TO 139.7558						

**Appendix Table 74**Effect of Deltamethrin with Azadirachtin 1:0.2 on *A. diaperinus* 40 days old larvae after 72 h exposure to treated filter paper.

Dose ( $\mu\text{g}/\text{cm}^2$ )	Log dose	#U	Kill	% Kill	% Cr	E. Pr	Ex. Pr	Wk. Por	Weight	P. Pro
159.12	2.2017	50	34	68	68	5.47	5.539999	5.444	29.05	5.494664
79.56	1.9006	50	24	48	48	4.95	5.002	4.95	31.85	4.99281
39.78	1.5996	50	18	36	36	4.64	4.464	4.66	27.9	4.490957
19.89	1.2986	50	8	16	16	4.01	3.926	4.016	20.25	3.989102
9.945	0.9975	50	2	4	4	3.25	3.388	3.254	10.4	3.487249
Y = 1.824119 + 1.66714 X LOG LD <sub>50</sub> IS 1.904988 LD <sub>50</sub> IS 80.35035				CHI-SQUARED IS 1.510338 WITH 3 DEGREES OF FREEDOM NO SIG HETEROGENEITY 95% CONF LIMITS ARE 61.04868 TO 105.7546						

**Appendix Table 75**Effect of Deltamethrin with Azadirachtin 1:0.4 on *A. diaperinus* 40 days old larvae after 72 h exposure to treated filter paper.

Dose	Log dose	#U	Kill	% Kill	% Cr	E. Pr	Ex. Pr	Wk. Por	Weight	P. Pro
185.64	2.268648	50	40	80	80	5.85	5.9141	5.87	23.55	5.905769
92.82	1.967621	50	31	62	62	5.31	5.326	5.292	30.8	5.330837
46.41	1.666594	50	22	44	44	4.85	4.738	4.844	30.8	4.755904
23.205	1.365568	50	11	22	22	4.23	4.15	4.247	23.55	4.180972
11.6025	1.064541	50	3	6	6	3.45	3.562	3.442	13.45	3.606039
Y = 1.572869 + 1.909904 X LOG LD <sub>50</sub> IS 1.7944 LD <sub>50</sub> IS 62.28734				CHI-SQUARED IS 0.7765961 WITH 3 DEGREES OF FREEDOM NO SIG HETEROGENEITY 95% CONF LIMITS ARE 50.16478 TO 77.33936						

**Appendix Table 76**Effect of Deltamethrin with Azadirachtin 1:0.5 on *A. diaperinus* 40 days old larvae after 72 h exposure to treated filter paper.

Dose ( $\mu\text{g}/\text{cm}^2$ )	Log dose	#U	Kill	% Kill	% Cr	E. Pr	Ex. Pr	Wk. Por	Weight	P. Pro
198.9	2.298611	50	45	90	90	6.28	6.178108	6.27	20.25	6.126769
99.45	1.997584	50	33	66	66	5.41	5.577958	5.388	29.05	5.548486
49.73	1.696601	50	24	48	48	4.95	4.977895	4.94	31.7	4.970287
24.87	1.395661	50	16	32	32	4.53	4.377919	4.554	26.6	4.392171
12.44	1.094809	50	5	10	10	3.72	3.778117	3.72	16.8	3.814223
Y = 1.711056 + 1.921035 X LOG LD <sub>50</sub> IS 1.712069 LD <sub>50</sub> IS 53.53099				CHI-SQUARED IS 2.038467 WITH 3 DEGREES OF FREEDOM NO SIG HETEROGENEITY 95% CONF LIMITS ARE 41.74224 TO 63.61527						



**Appendix Table 77**Effect of Deltamethrin with Azadirachtin 1:0.1 on *A. diaperinus* adults after 72 h exposure to treated filter paper.

Dose ( $\mu\text{g}/\text{cm}^2$ )	Log dose	#U	Kill	% Kill	% Cr	E. Pr	Ex. Pr	Wk. Por	Weight	P. Pro
243.1	2.38576	50	30	60	60	5.25	5.281999	5.28	31.35	5.283715
121.55	2.084733	50	19	38	38	4.69	4.712	4.688	30.8	4.723741
60.775	1.783707	50	11	22	22	4.23	4.142	4.246001	23.55	4.163767
30.3875	1.48268	50	4	8	8	3.59	3.572001	3.596	13.45	3.603794
15.19375	1.181653	50	1	2	2	2.95	3.002002	2.95	6.55	3.043821
Y = 0.8456976 + 1.860211 X LOG LD <sub>50</sub> IS 2.233243 LD <sub>50</sub> IS 171.0972				CHI-SQUARED IS 0.2578278 WITH 3 DEGREES OF FREEDOM NO SIG HETEROGENEITY 95% CONF LIMITS ARE 128.0363 TO 228.6405						

**Appendix Table 78**Effect of Deltamethrin with Azadirachtin 1:0.2 on *A. diaperinus* adults after 72 h exposure to treated filter paper.

Dose ( $\mu\text{g}/\text{cm}^2$ )	Log dose	#U	Kill	% Kill	% Cr	E. Pr	Ex. Pr	Wk. Por	Weight	P. Pro
265.2	2.423548	50	34	68	68	5.47	5.528	5.444	29.05	5.499508
132.6	2.122522	50	25	50	50	5	4.966	4.99	31.7	4.954784
66.3	1.821495	50	15	30	30	4.48	4.404	4.48	27.9	4.410059
33.15	1.520468	50	6	12	12	3.82	3.841999	3.822	18.5	3.865335
16.575	1.219441	50	2	4	4	3.25	3.279999	3.248	9	3.320611
Y = 1.113967 + 1.809554 X LOG LD <sub>50</sub> IS 2.147509 LD <sub>50</sub> IS 140.4459				CHI-SQUARED IS 0.3474198 WITH 3 DEGREES OF FREEDOM NO SIG HETEROGENEITY 95% CONF LIMITS ARE 108.381 TO 181.9974						

**Appendix Table 79**Effect of Deltamethrin with Azadirachtin 1:0.3 on *A. diaperinus* adults after 72 h exposure to treated filter paper.

Dose ( $\mu\text{g}/\text{cm}^2$ )	Log dose	#U	Kill	% Kill	% Cr	E. Pr	Ex. Pr	Wk. Por	Weight	P. Pro
298.35	2.4747	50	39	78	78	5.77	5.692009	5.76	27.9	5.67287
149.17	2.173659	50	26	52	52	5.05	5.166987	5.04	31.7	5.153844
74.587	1.872644	50	18	36	36	4.64	4.642011	4.632	30.05	4.634864
37.293	1.571611	50	10	20	20	4.16	4.117005	4.17	23.55	4.115853
18.646	1.270572	50	4	8	8	3.59	3.591987	3.596	13.45	3.596832
Y = 1.406237 + 1.724101 X LOG LD <sub>50</sub> IS 2.084427 LD <sub>50</sub> IS 121.4584				CHI-SQUARED IS 0.6921463 WITH 3 DEGREES OF FREEDOM NO SIG HETEROGENEITY 95% CONF LIMITS ARE 95.14492 TO 155.049						

**Appendix Table 80**Effect of Deltamethrin with Azadirachtin 1:0.6 on *A. diaperinus* adults after 72 h exposure to treated filter paper.

Dose ( $\mu\text{g}/\text{cm}^2$ )	Log dose	#U	Kill	% Kill	% Cr	E. Pr	Ex. Pr	Wk. Por	Weight	P. Pro
353.6	2.548486	50	48	96	96	6.75	6.362339	6.598	16.8	6.373009
176.8	2.247459	50	36	72	72	5.58	5.714408	5.574001	26.6	5.723586
88.4	1.946432	50	25	50	50	5	5.066477	5	31.85	5.074164
44.2	1.645405	50	15	30	30	4.48	4.418546	4.48	27.9	4.424742
22.1	1.344378	50	6	12	12	3.82	3.770615	3.836	16.8	3.77532
Y = 0.8750176 + 2.157356 X LOG LD <sub>50</sub> IS 1.912055 LD <sub>50</sub> IS 81.66859				CHI-SQUARED IS 1.767349 WITH 3 DEGREES OF FREEDOM NO SIG HETEROGENEITY 95% CONF LIMITS ARE 67.42495 TO 98.92119						

**Appendix Table 81**Effect of Deltamethrin with Azadirachtin 1: 1 on *A. diaperinus* 40 days old larvae after 72h exposure to treated food media.

Dose (ppm)	Log dose	#U	Kill	% Kill	% Cr	E. Pr	Ex. Pr	Wk. Por	Weight	P. Pro
400	2.602033	50	30	60	60	5.25	5.431645	5.24	30.05	5.431539
200	2.301006	50	27	54	54	5.1	4.985591	5.09	31.7	4.985599
100	1.999979	50	20	40	40	4.75	4.539538	4.74	29.05	4.539659
50	1.698952	50	10	20	20	4.16	4.093483	4.16	21.95	4.093718
25	1.397926	50	2	4	4	3.25	3.647429	3.328	15.1	3.647778
Y = 1.576896 + 1.481396 X LOG LD <sub>50</sub> IS 2.310728 LD <sub>50</sub> IS 204.5163				CHI-SQUARED IS 4.254193 WITH 3 DEGREES OF FREEDOM NO SIG HETEROGENEITY 95% CONF LIMITS ARE 150.4151 TO 278.0765						

**Appendix Table 82**Effect of Deltamethrin with Azadirachtin 1:1.5 on *A. diaperinus* 40 days old larvae after 72 h exposure to treated food media.

Dose (ppm)	Log dose	#U	Kill	% Kill	% Cr	E. Pr	Ex. Pr	Wk. Por	Weight	P. Pro
500	2.698942	50	35	70	70	5.52	5.692959	5.52	27.9	5.694258
250	2.397915	50	30	60	60	5.25	5.194547	5.24	31.7	5.195643
125	2.096888	50	23	46	46	4.9	4.696135	4.902	30.05	4.697029
62.5	1.795861	50	12	24	24	4.29	4.197723	4.322	23.55	4.198415
31.25	1.494835	50	2	4	4	3.25	3.699312	3.328	15.1	3.699801
Y = 1.223791 + 1.656377 X LOG LD <sub>50</sub> IS 2.2798 LD <sub>50</sub> IS 190.4584				CHI-SQUARED IS 4.619038 WITH 3 DEGREES OF FREEDOM NO SIG HETEROGENEITY 95% CONF LIMITS ARE 148.508 TO 244.259						

**Appendix Table 83**Effect of Deltamethrin with Azadirachtin 1:2 on *A. diaperinus* 40 days old larvae after 72 h exposure to treated food media.

Dose (ppm)	Log dose	#U	Kill	% Kill	% Cr	E. Pr	Ex. Pr	Wk. Por	Weight	P. Pro
600	2.778123	50	39	78	78	5.77	5.888	5.732001	25.15	5.848094
300	2.477096	50	32	64	64	5.36	5.364001	5.344	30.8	5.356482
150	2.176069	50	25	50	50	5	4.84	5.02	31.35	4.864869
75	1.875042	50	15	30	30	4.48	4.316	4.49	26.6	4.373257
37.5	1.574015	50	4	8	8	3.59	3.792	3.604	16.8	3.881645
Y = 1.311094 + 1.633117 X LOG LD <sub>50</sub> IS 2.258813 LD <sub>50</sub> IS 181.4733				CHI-SQUARED IS 2.7556 WITH 3 DEGREES OF FREEDOM NO SIG HETEROGENEITY 95% CONF LIMITS ARE 142.3725 TO 231.3125						

**Appendix Table 84**Effect of Deltamethrin with Azadirachtin 1: 2.5 on *A. diaperinus* 40 days old larvae after 72 h exposure to treated food media.

Dose (ppm)	Log dose	#U	Kill	% Kill	% Cr	E. Pr	Ex. Pr	Wk. Por	Weight	P. Pro
700	2.845069	50	47	94	94	6.55	6.398	6.482	16.8	6.31196
350	2.544042	50	36	72	72	5.58	5.778001	5.574001	26.6	5.720116
175	2.243015	50	27	54	54	5.1	5.158	5.09	31.7	5.128273
87.5	1.941988	50	18	36	36	4.64	4.538	4.628	29.05	4.53643
43.75	1.640961	50	7	14	14	3.92	3.918	3.924	20.25	3.944586
Y = 0.7183223 + 1.966082 X LOG LD <sub>50</sub> IS 2.177772 LD <sub>50</sub> IS 170.833				CHI-SQUARED IS 1.3526 WITH 3 DEGREES OF FREEDOM NO SIG HETEROGENEITY 95% CONF LIMITS ARE 122.4178 TO 185.225						

**Appendix Table 85**Effect of Deltamethrin with Azadirachtin 1: 1.5 on *A. diaperinus* adult after 72 h exposure to treated food media.

Dose (ppm)	Log dose	#U	Kill	% Kill	% Cr	E. Pr	Ex. Pr	Wk. Por	Weight	P. Pro
625	2.795851	50	32	64	64	5.36	5.430026	5.348	30.05	5.420025
312.5	2.494824	50	26	52	52	5.05	4.934995	5.04	31.7	4.930609
156.25	2.193797	50	14	28	28	4.42	4.439964	4.42	27.9	4.441192
78.13	1.892798	50	7	14	14	3.92	3.944978	3.924	20.25	3.951821
39.07	1.591827	50	3	6	6	3.45	3.450038	3.45	11.9	3.462495
Y = 0.8744659 + 1.625823 X LOG LD <sub>50</sub> IS 2.537505 LD <sub>50</sub> IS 319.60582				CHI-SQUARED IS .565258 WITH 3 DEGREES OF FREEDOM NO SIG HETEROGENEITY 95% CONF LIMITS ARE 257.65 TO 461.2967						

**Appendix Table 86**Effect of Deltamethrin with Azadirachtin 1:2 on *A. diaperinus* adult after 72 h exposure to treated food media.

Dose (ppm)	Log dose	#U	Kill	% Kill	% Cr	E. Pr	Ex. Pr	Wk. Por	Weight	P. Pro
750	2.875032	50	37	74	74	5.64	5.712002	5.638	26.6	5.697372
375	2.574005	50	29	58	58	5.2	5.170001	5.19	31.7	5.167059
187.5	2.272978	50	19	38	38	4.69	4.628001	4.686	30.05	4.636746
93.75	1.971951	50	10	20	20	4.16	4.086	4.16	21.95	4.106432
46.875	1.670924	50	3	6	6	3.45	3.543999	3.442	13.45	3.576119
Y = 0.632484 + 1.761681 X LOG LD <sub>50</sub> IS 2.479176 LD <sub>50</sub> IS 298.659				CHI-SQUARED IS .4883347 WITH 3 DEGREES OF FREEDOM NO SIG HETEROGENEITY 95% CONF LIMITS ARE 236.8933 TO 383.5293						

**Appendix Table 87**Effect of Deltamethrin with Azadirachtin 1: 2.5 on *A. diaperinus* adults after 72 h exposure to treated food media.

Dose (ppm)	Log dose	#U	Kill	% Kill	% Cr	E. Pr	Ex. Pr	Wk. Por	Weight	P. Pro
875	2.941978	50	40	80	80	5.85	5.889998	5.8	25.15	5.857288
437.5	2.640951	50	32	64	64	5.36	5.356999	5.344	30.8	5.339889
218.75	2.339924	50	23	46	46	4.9	4.824001	4.916	31.35	4.82249
109.375	2.038897	50	12	24	24	4.29	4.291002	4.286001	25.15	4.305091
54.6875	1.73787	50	5	10	10	3.72	3.758003	3.72	16.8	3.787692
Y = 0.8006754 + 1.71878 X LOG LD <sub>50</sub> IS 2.443201 LD <sub>50</sub> IS 280.222				CHI-SQUARED IS 0.4434967 WITH 3 DEGREES OF FREEDOM NO SIG HETEROGENEITY 95% CONF LIMITS ARE 219.8094 TO 350.2316						

**Appendix Table 88**Effect of Deltamethrin with Azadirachtin 1:3 on *A. diaperinus* adults after 72 h exposure to treated food media.

Dose (ppm)	Log dose	#U	Kill	% Kill	% Cr	E. Pr	Ex. Pr	Wk. Por	Weight	P. Pro
1000	2.999969	50	44	88	88	6.18	6.185992	6.178	20.25	6.182626
500	2.698942	50	36	72	72	5.58	5.603997	5.58	27.9	5.604383
250	2.397915	50	23	46	46	5.05	5.022001	5.05	31.85	5.02614
125	2.096888	50	15	30	30	4.48	4.440005	4.48	27.9	4.447897
62.5	1.795861	50	6	12	12	3.82	3.858008	3.822	18.5	3.869654
Y = 0.419982 + 1.920901 X LOG LD <sub>50</sub> IS 2.384307 LD <sub>50</sub> IS 269.419				CHI-SQUARED IS 0.1058807 WITH 3 DEGREES OF FREEDOM NO SIG HETEROGENEITY 95% CONF LIMITS ARE 196.5197 TO 298.681						

**Appendix Table 89**

Calculation of log/ Probit regression line for the dose mortality experiment in which *A. diaperinus* 1 day old larvae were exposed to the treted filter paper with different concentrations of Imidacloprid (Exposure period= 24h).

<b>Dose µg/cm<sup>2</sup></b>	<b>Log dose</b>	<b># used</b>	<b># Kill</b>	<b>% Kill</b>	<b>Corr. %</b>	<b>Emp. probit</b>	<b>Expt probit</b>	<b>Work probit</b>	<b>Weight</b>	<b>Final probit</b>
5.81	0.764	50	6	12	12	3.82	3.825	3.822	18.50	3.799
11.61	1.064	50	17	34	34	4.59	4.504	4.572	29.05	4.482
23.21	1.365	50	27	54	54	5.10	5.183	5.09	31.70	5.166
46.42	1.667	50	38	76	76	5.71	5.863	5.664	25.15	5.850
92.83	1.968	50	49	98	98	7.05	6.542	6.836	13.45	6.534
Y = 2.062727 + 2.272356 X LOG LD <sub>50</sub> IS 1.292612 LD <sub>50</sub> IS 19.61605					CHI-SQUARED IS 2.523705 WITH 3 DEGREES OF FREEDOM NO SIG HETEROGENEITY 95% CONF LIMITS ARE 16.32139 TO 23.57577					

**Appendix Table 90**

Calculation of log/ Probit regression line for the dose mortality experiment in which *A. diaperinus* 10 day old larvae were exposed to the treted filter paper with different concentrations of Imidacloprid (Exposure period= 24h).

<b>Dose µg/cm<sup>2</sup></b>	<b>Log dose</b>	<b># used</b>	<b># Kill</b>	<b>% Kill</b>	<b>Corr. %</b>	<b>Emp. probit</b>	<b>Expt probit</b>	<b>Work probit</b>	<b>Weight</b>	<b>Final probit</b>
9.67	0.985	50	5	10	10	3.72	3.782	3.72	16.80	3.772
19.34	1.286	50	17	34	34	4.59	4.445	4.60	27.90	4.446
38.68	1.587	50	26	52	52	5.05	5.108	5.04	31.70	5.121
77.36	1.888	50	37	74	74	5.64	5.771	5.638	26.60	5.795
154.71	2.189	50	48	96	96	6.75	6.434	6.692	15.10	6.469
Y = 1.564603 + 2.240317 X LOG LD <sub>50</sub> IS 1.533443 LD <sub>50</sub> IS 34.15409					CHI-SQUARED IS 2.315109 WITH 3 DEGREES OF FREEDOM NO SIG HETEROGENEITY 95% CONF LIMITS ARE 28.34195 TO 41.15814					

**Appendix Table 91**

Calculation of log/ Probit regression line for the dose mortality experiment in which *A. diaperinus* 20 day old larvae were exposed to the treted filter paper with different concentrations of Imidacloprid (Exposure period= 24h).

<b>Dose µg/cm<sup>2</sup></b>	<b>Log dose</b>	<b># used</b>	<b># Kill</b>	<b>% Kill</b>	<b>Corr. %</b>	<b>Emp. probit</b>	<b>Expt probit</b>	<b>Work probit</b>	<b>Weight</b>	<b>Final probit</b>
23.21	1.365	50	8	16	16	4.01	3.933	4.016	20.25	3.928
46.42	1.667	50	17	34	34	4.59	4.542	4.572	29.05	4.538
92.83	1.967	50	26	52	52	5.05	5.152	5.04	31.70	5.148
185.65	2.268	50	37	74	74	5.64	5.761	5.638	26.60	5.758
371.29	2.569	50	48	96	96	6.75	6.371	6.598	16.80	6.368
Y = 1.160968 + 2.026337 X LOG LD <sub>50</sub> IS 1.894568 LD <sub>50</sub> IS 78.44539					CHI-SQUARED IS 1.831223 WITH 3 DEGREES OF FREEDOM NO SIG HETEROGENEITY 95% CONF LIMITS ARE 64.13582 TO 95.94765					

**Appendix Table 92**

Calculation of log/ Probit regression line for the dose mortality experiment in which *A. diaperinus* 30 day old larvae were exposed to the treted filter paper with different concentrations of Imidacloprid (Exposure period= 24h).

<b>Dose µg/cm<sup>2</sup></b>	<b>Log dose</b>	<b># used</b>	<b># Kill</b>	<b>% Kill</b>	<b>Corr. %</b>	<b>Emp. probit</b>	<b>Expt probit</b>	<b>Work probit</b>	<b>Weight</b>	<b>Final probit</b>
46.42	1.667	50	6	12	12	3.82	3.778	3.836	16.80	3.811
92.83	1.967	50	14	28	28	4.42	4.394	4.426	26.60	4.398
185.65	2.268	50	25	50	50	5.00	5.011	5.00	31.85	4.985
371.29	2.569	50	33	66	66	5.41	5.629	5.40	27.90	5.572
742.58	2.870	50	46	92	92	6.41	6.246	6.332	18.50	6.159
Y = .5605683 + 1.95038 X LOG LD <sub>50</sub> IS 2.276188 LD <sub>50</sub> IS 188.881					CHI-SQUARED IS 1.41732 WITH 3 DEGREES OF FREEDOM NO SIG HETEROGENEITY 95% CONF LIMITS ARE 153.1334 TO 232.9736					

**Appendix Table 93**

Calculation of log/ Probit regression line for the dose mortality experiment in which *A. diaperinus* 40 days old larvae were exposed to the treted filter paper with different concentrations of Imidacloprid (Exposure period= 24h).

<b>Dose µg/cm<sup>2</sup></b>	<b>Log dose</b>	<b># used</b>	<b># Kill</b>	<b>% Kill</b>	<b>Corr. %</b>	<b>Emp. probit</b>	<b>Expt probit</b>	<b>Work probit</b>	<b>Weight</b>	<b>Final probit</b>
61.88	1.791	50	7	14	14	3.92	3.862	3.924	18.50	3.876
123.76	2.092	50	16	32	32	4.53	4.488	4.54	27.90	4.500
247.52	2.393	50	27	54	54	5.10	5.115	5.09	31.70	5.124
495.05	2.694	50	36	72	72	5.58	5.741	5.574	26.60	5.749
990.1	2.995	50	48	96	96	6.75	6.367	6.598	16.80	6.373
Y = .1600556 + 2.074182 X LOG LD <sub>50</sub> IS 2.333423 LD <sub>50</sub> IS 215.488					CHI-SQUARED IS 1.787506 WITH 3 DEGREES OF FREEDOM NO SIG HETEROGENEITY 95% CONF LIMITS ARE 176.6063 TO 262.93					

**Appendix Table 94**

Calculation of log/ Probit regression line for the dose mortality experiment in which *A. diaperinus* adults were exposed to the treted filter paper with different concentrations of Imidacloprid (Exposure period= 24h).

<b>Dose µg/cm<sup>2</sup></b>	<b>Log dose</b>	<b># used</b>	<b># Kill</b>	<b>% Kill</b>	<b>Corr. %</b>	<b>Emp. probit</b>	<b>Expt probit</b>	<b>Work probit</b>	<b>Weight</b>	<b>Final probit</b>
1856.43	3.268	50	4	8	8	3.59	3.437	3.63	11.90	3.454
2475.24	3.393	50	13	26	26	4.36	4.330	4.362	26.60	4.330
3094.05	3.490	50	23	46	46	4.90	5.023	4.90	31.85	5.010
3712.86	3.569	50	32	64	64	5.36	5.590	5.332	29.05	5.566
4331.67	3.636	50	47	94	94	6.55	6.068	6.374	21.95	6.036
Y = -19.48316 + 7.017339 X LOG LD <sub>50</sub> IS 3.488952 LD <sub>50</sub> IS 3082.848					CHI-SQUARED IS 4.880532 WITH 3 DEGREES OF FREEDOM NO SIG HETEROGENEITY 95% CONF LIMITS ARE 2907.91 TO 3268.312					

**Appendix Table 95**

Calculation of log/ Probit regression line for the dose mortality experiment in which *A. diaperinus* 1 day old larvae were exposed to the treted filter paper with different concentrations of Imidacloprid (Exposure period= 48h).

<b>Dose µg/cm<sup>2</sup></b>	<b>Log dose</b>	<b># used</b>	<b># Kill</b>	<b>% Kill</b>	<b>Corr. %</b>	<b>Emp. probit</b>	<b>Expt probit</b>	<b>Work probit</b>	<b>Weight</b>	<b>Final probit</b>
2.91	0.463	50	4	8	8	3.59	3.632	3.596	15.10	3.660
5.81	0.764	50	13	26	26	4.36	4.285	4.354	25.15	4.292
11.61	1.064	50	24	48	48	4.95	4.939	4.94	31.70	4.925
23.21	1.365	50	35	70	70	5.52	5.593	5.50	29.05	5.559
46.42	1.667	50	45	90	90	6.28	6.248	6.23	18.50	6.193
Y = 2.682528 + 2.106522 X LOG LD <sub>50</sub> IS 1.100142 LD <sub>50</sub> IS 12.59336					CHI-SQUARED IS .2911606 WITH 3 DEGREES OF FREEDOM NO SIG HETEROGENEITY 95% CONF LIMITS ARE 10.35157 TO 15.32064					

**Appendix Table 96**

Calculation of log/ Probit regression line for the dose mortality experiment in which *A. diaperinus* 10 day old larvae were exposed to the treted filter paper with different concentrations of Imidacloprid (Exposure period= 48h).

<b>Dose µg/cm<sup>2</sup></b>	<b>Log dose</b>	<b># used</b>	<b># Kill</b>	<b>% Kill</b>	<b>Corr. %</b>	<b>Emp. probit</b>	<b>Expt probit</b>	<b>Work probit</b>	<b>Weight</b>	<b>Final probit</b>
4.83	0.683	50	5	10	10	3.72	3.741	3.72	16.80	3.785
9.67	0.985	50	16	32	32	4.53	4.379	4.554	26.60	4.391
19.34	1.286	50	23	46	46	4.90	5.016	4.90	31.85	4.998
38.68	1.587	50	35	70	70	5.52	5.653	5.52	27.90	5.604
77.36	1.888	50	46	92	92	6.41	6.289	6.332	18.50	6.210
Y = 2.407217 + 2.013954 X LOG LD <sub>50</sub> IS 1.28741 LD <sub>50</sub> IS 19.3825					CHI-SQUARED IS 1.547386 WITH 3 DEGREES OF FREEDOM NO SIG HETEROGENEITY 95% CONF LIMITS ARE 15.81753 TO 23.75094					

**Appendix Table 97**

Calculation of log/ Probit regression line for the dose mortality experiment in which *A. diaperinus* 20 days old larvae were exposed to the treated filter paper with different concentrations of Imidacloprid (Exposure period= 48h).

Dose $\mu\text{g}/\text{cm}^2$	Log dose	# used	# Kill	% Kill	Corr. %	Emp. probit	Expt probit	Work probit	Weight	Final probit
11.61	1.064	50	3	6	6	3.45	3.448	3.45	11.90	3.451
23.21	1.365	50	10	20	20	4.16	4.113	4.17	23.55	4.110
46.42	1.667	50	20	40	40	4.75	4.779	4.74	30.80	4.768
92.83	1.967	50	32	64	64	5.36	5.445	5.348	30.05	5.427
185.65	2.268	50	44	88	88	6.18	6.112	6.178	20.25	6.085
Y = 1.122405 + 2.187714 X LOG LD <sub>50</sub> IS 1.772442 LD <sub>50</sub> IS 59.21636					CHI-SQUARED IS .4705124 WITH 3 DEGREES OF FREEDOM NO SIG HETEROGENEITY 95% CONF LIMITS ARE 48.84561 TO 71.789					

**Appendix Table 98**

Calculation of log/ Probit regression line for the dose mortality experiment in which *A. diaperinus* 30 days old larvae were exposed to the treated filter paper with different concentrations of Imidacloprid (Exposure period= 48h).

Dose $\mu\text{g}/\text{cm}^2$	Log dose	# used	# Kill	% Kill	Corr. %	Emp. probit	Expt probit	Work probit	Weight	Final probit
23.21	1.365	50	4	8	8	3.59	3.671	3.596	15.10	3.718
46.42	1.667	50	13	26	26	4.36	4.270	4.354	25.15	4.295
92.83	1.967	50	24	48	48	4.95	4.867	4.968	31.35	4.872
185.65	2.268	50	32	64	64	5.36	5.465	5.348	30.05	5.449
371.29	2.569	50	43	86	86	6.08	6.064	6.046	21.95	6.026
Y = 1.099379 + 1.917513 X LOG LD <sub>50</sub> IS 2.034209 LD <sub>50</sub> IS 108.1954					CHI-SQUARED IS .916008 WITH 3 DEGREES OF FREEDOM NO SIG HETEROGENEITY 95% CONF LIMITS ARE 87.52403 TO 133.7491					

**Appendix Table 99**

Calculation of log/ Probit regression line for the dose mortality experiment in which *A. diaperinus* 40 days old larvae were exposed to the treated filter paper with different concentrations of Imidacloprid (Exposure period= 48h).

Dose $\mu\text{g}/\text{cm}^2$	Log dose	# used	# Kill	% Kill	Corr. %	Emp. probit	Expt probit	Work probit	Weight	Final probit
30.94	1.490	50	2	4	4	3.25	3.525	3.288	13.45	3.508
61.88	1.791	50	13	26	26	4.36	4.193	4.398	23.55	4.187
123.76	2.092	50	22	44	44	4.85	4.861	4.864	31.35	4.865
247.52	2.393	50	34	68	68	5.47	5.529	5.444	29.05	5.544
495.04	2.694	50	45	90	90	6.28	6.197	6.27	20.25	6.222
Y = .1498766 + 2.253583 X LOG LD <sub>50</sub> IS 2.152184 LD <sub>50</sub> IS 141.9658					CHI-SQUARED IS 2.038635 WITH 3 DEGREES OF FREEDOM NO SIG HETEROGENEITY 95% CONF LIMITS ARE 118.0232 TO 170.7655					

**Appendix Table 100**

Calculation of log/ Probit regression line for the dose mortality experiment in which *A. diaperinus* adults were exposed to the treated filter paper with different concentrations of Imidacloprid (Exposure period= 48h).

Dose $\mu\text{g}/\text{cm}^2$	Log dose	# used	# Kill	% Kill	Corr. %	Emp. probit	Expt probit	Work probit	Weight	Final probit
1237.62	3.092	50	4	8	8	3.59	3.547	3.596	13.45	3.543
1856.43	3.268	50	14	28	28	4.42	4.403	4.42	27.90	4.387
2475.24	3.393	50	23	46	46	4.9	5.010	4.90	31.85	4.986
3094.05	3.490	50	33	66	66	5.41	5.481	5.402	30.05	5.451
3712.86	3.569	50	42	84	84	5.99	5.866	5.936	25.15	5.830
Y = -11.27969 + 4.793294 X LOG LD <sub>50</sub> IS 3.396346 LD <sub>50</sub> IS 2490.843					CHI-SQUARED IS .6521454 WITH 3 DEGREES OF FREEDOM NO SIG HETEROGENEITY 95% CONF LIMITS ARE 2292.158 TO 2706.748					

**Appendix Table 101**

Calculation of log/ Probit regression line for the dose mortality experiment in which *A. diaperinus* 1 day old larvae were exposed to the treted filter paper with different concentrations of Imidacloprid (Exposure period= 72h).

<i>Dose</i> <i>µg/cm<sup>2</sup></i>	<i>Log</i> <i>dose</i>	<i>#</i> <i>used</i>	<i># Kill</i>	<i>% Kill</i>	<i>Corr.</i> <i>%</i>	<i>Emp.</i> <i>probit</i>	<i>Expt</i> <i>probit</i>	<i>Work</i> <i>probit</i>	<i>Weight</i>	<i>Final</i> <i>probit</i>
2.91	0.463	50	6	12	12	3.82	3.794	3.836	16.80	3.805
5.81	0.764	50	15	30	30	4.48	4.462	4.48	27.90	4.457
11.61	1.064	50	27	54	54	5.10	5.131	5.09	31.70	5.111
23.21	1.365	50	38	76	76	5.71	5.800	5.664	25.15	5.765
46.42	1.667	50	47	94	94	6.55	6.470	6.558	15.10	6.419
Y = 2.797208 + 2.173288 X LOG LD <sub>50</sub> IS 1.013576 LD <sub>50</sub> IS 10.31753					CHI-SQUARED IS .5913468 WITH 3 DEGREES OF FREEDOM NO SIG HETEROGENEITY 95% CONF LIMITS ARE 8.505444 TO 12.51568					

**Appendix Table 102**

Calculation of log/ Probit regression line for the dose mortality experiment in which *A. diaperinus* 10 day old larvae were exposed to the treted filter paper with different concentrations of Imidacloprid (Exposure period= 72h).

<i>Dose</i> <i>µg/cm<sup>2</sup></i>	<i>Log</i> <i>dose</i>	<i>#</i> <i>used</i>	<i># Kill</i>	<i>% Kill</i>	<i>Corr.</i> <i>%</i>	<i>Emp.</i> <i>probit</i>	<i>Expt</i> <i>probit</i>	<i>Work</i> <i>probit</i>	<i>Weight</i>	<i>Final</i> <i>probit</i>
4.83	0.683	50	7	14	14	3.92	3.904	3.924	20.25	3.888
9.67	0.985	50	18	36	36	4.64	4.536	4.628	29.05	4.531
19.34	1.286	50	26	52	52	5.05	5.168	5.04	31.70	5.172
38.68	1.587	50	38	76	76	5.71	5.799	5.702	26.60	5.812
77.36	1.888	50	48	96	96	6.75	6.430	6.692	15.10	6.453
Y = 2.432563 + 2.129355 X LOG LD <sub>50</sub> IS 1.205735 LD <sub>50</sub> IS 16.0596					CHI-SQUARED IS 2.033623 WITH 3 DEGREES OF FREEDOM NO SIG HETEROGENEITY 95% CONF LIMITS ARE 13.24161 TO 19.47729					

**Appendix Table 103**

Calculation of log/ Probit regression line for the dose mortality experiment in which *A. diaperinus* 20 day old larvae were exposed to the treted filter paper with different concentrations of Imidacloprid (Exposure period= 72h).

<i>Dose</i> <i>µg/cm<sup>2</sup></i>	<i>Log</i> <i>dose</i>	<i>#</i> <i>used</i>	<i># Kill</i>	<i>% Kill</i>	<i>Corr.</i> <i>%</i>	<i>Emp.</i> <i>probit</i>	<i>Expt</i> <i>probit</i>	<i>Work</i> <i>probit</i>	<i>Weight</i>	<i>Final</i> <i>probit</i>
11.61	1.064	50	6	12	12	3.82	3.740	3.836	16.80	3.748
23.21	1.365	50	15	30	30	4.48	4.397	4.490	26.60	4.405
46.42	1.667	50	23	46	46	4.90	5.054	4.90	31.85	5.063
92.83	1.967	50	37	74	74	5.64	5.711	5.638	26.60	5.720
185.65	2.268	50	48	96	96	6.75	6.368	6.598	16.80	6.378
Y = 1.422481 + 2.184458 X LOG LD <sub>50</sub> IS 1.637715 LD <sub>50</sub> IS 43.42249					CHI-SQUARED IS 2.159706 WITH 3 DEGREES OF FREEDOM NO SIG HETEROGENEITY 95% CONF LIMITS ARE 35.90061 TO 52.52035					

**Appendix Table 104**

Calculation of log/ Probit regression line for the dose mortality experiment in which *A. diaperinus* 30 days old larvae were exposed to the treted filter paper with different concentrations of Imidacloprid (Exposure period= 72h).

<i>Dose</i> <i>µg/cm<sup>2</sup></i>	<i>Log</i> <i>dose</i>	<i>#</i> <i>used</i>	<i># Kill</i>	<i>% Kill</i>	<i>Corr.</i> <i>%</i>	<i>Emp.</i> <i>probit</i>	<i>Expt</i> <i>probit</i>	<i>Work</i> <i>probit</i>	<i>Weight</i>	<i>Final</i> <i>probit</i>
23.21	1.365	50	7	14	14	3.92	3.907	3.924	20.25	3.918
46.42	1.667	50	18	36	36	4.64	4.534	4.628	29.05	4.528
92.83	1.967	50	26	52	52	5.05	5.159	5.04	31.70	5.138
185.65	2.268	50	37	74	74	5.64	5.785	5.638	26.60	5.748
371.29	2.569	50	47	94	94	6.55	6.412	6.558	15.10	6.358
Y = 1.151554 + 2.026017 X LOG LD <sub>50</sub> IS 1.899513 LD <sub>50</sub> IS 79.34386					CHI-SQUARED IS 1.520592 WITH 3 DEGREES OF FREEDOM NO SIG HETEROGENEITY 95% CONF LIMITS ARE 64.82878 TO 97.10886					

**Appendix Table 105**

Calculation of log/ Probit regression line for the dose mortality experiment in which *A. diaperinus* 40 days old larvae were exposed to the treted filter paper with different concentrations of Imidacloprid (Exposure period= 72h).

Dose $\mu\text{g}/\text{cm}^2$	Log dose	# used	# Kill	% Kill	Corr. %	Emp. probit	Expt probit	Work probit	Weight	Final probit
30.94	1.490	50	5	10	10	3.72	3.777	3.72	16.80	3.813
61.88	1.791	50	18	36	36	4.64	4.450	4.66	27.90	4.465
123.76	2.092	50	25	50	50	5.00	5.124	4.99	31.70	5.118
247.52	2.393	50	38	76	76	5.71	5.797	5.702	26.60	5.770
495.04	2.694	50	47	94	94	6.55	6.470	6.558	15.10	6.422
Y = .5841641 + 2.166735 X LOG LD <sub>50</sub> IS 2.038014 LD <sub>50</sub> IS 109.1474				CHI-SQUARED IS 2.120339 WITH 3 DEGREES OF FREEDOM NO SIG HETEROGENEITY 95% CONF LIMITS ARE 89.9987 TO 132.3703						

**Appendix Table 106**

Calculation of log/ Probit regression line for the dose mortality experiment in which *A. diaperinus* adults were exposed to the treted filter paper with different concentrations of Imidacloprid (Exposure period= 72h).

Dose $\mu\text{g}/\text{cm}^2$	Log dose	# used	# Kill	% Kill	Corr. %	Emp. probit	Expt probit	Work probit	Weight	Final probit
1237.62	3.092	50	7	14	14	3.92	3.772	3.952	16.80	3.761
1856.43	3.268	50	16	32	32	4.53	4.648	4.524	30.05	4.624
2475.24	3.393	50	28	56	56	5.15	5.270	5.176	31.35	5.236
3094.05	3.490	50	36	72	72	5.58	5.752	5.574	26.60	5.711
3712.86	3.569	50	46	92	92	6.41	6.146	6.362	20.25	6.098
Y = -11.38636 + 4.898207 X LOG LD <sub>50</sub> IS 3.34538 LD <sub>50</sub> IS 2215.032				CHI-SQUARED IS 2.923622 WITH 3 DEGREES OF FREEDOM NO SIG HETEROGENEITY 95% CONF LIMITS ARE 2037.169 TO 2408.423						

**Appendix Table 107**

Calculation of log/ Probit regression line for the dose mortality experiment in which *A. diaperinus* 1 day old larvae were exposed to the treted flour medium with different concentrations of Imidacloprid (Exposure period= 24h).

Dose	Log dose	#U	Kill	% Kill	% Cr	E. Pr	Ex. Pr	Wk. Por	Weight	P. Pro
5	0.6989628	50	4	8	8	3.59	3.60001	3.596	15.1	3.609451
10	0.9999897	50	11	22	22	4.23	4.247	4.218	25.15	4.252522
20	1.301017	50	24	48	48	4.95	4.894	4.968	31.35	4.895592
40	1.602043	50	35	70	70	5.52	5.541	5.5	29.05	5.538662
80	1.90307	50	44	88	88	6.18	6.188	6.178	20.25	6.181732
Y = 2.116288 + 2.136256 X LOG LD <sub>50</sub> IS 1.349891 LD <sub>50</sub> IS 22.38159				CHI-SQUARED IS .2405701 WITH 3 DEGREES OF FREEDOM NO SIG HETEROGENEITY 95% CONF LIMITS ARE 18.46697 TO 27.12604						

**Appendix Table 108**

Calculation of log/ Probit regression line for the dose mortality experiment in which *A. diaperinus* 10 days old larvae were exposed to the treted flour medium with different concentrations of Imidacloprid (Exposure period= 24h).

Dose	Log dose	#U	Kill	% Kill	% Cr	E. Pr	Ex. Pr	Wk. Por	Weight	P. Pro
10	0.9999897	50	2	4	4	3.25	3.307998	3.254	0.4	3.334457
20	1.301017	50	8	16	16	4.01	3.971999	4.016	20.25	3.991406
40	1.602043	50	19	38	38	4.69	4.636	4.686	30.05	4.648355
80	1.90307	50	31	62	62	5.31	5.300001	5.292	30.8	5.305304
160	2.204097	50	41	82	82	5.92	5.964002	5.946	23.55	5.962253
Y = 1.152119 + 2.18236 X LOG LD <sub>50</sub> IS 1.763174 LD <sub>50</sub> IS 57.96613				CHI-SQUARED IS .1336365 WITH 3 DEGREES OF FREEDOM NO SIG HETEROGENEITY 95% CONF LIMITS ARE 47.66297 TO 70.49645						



**Appendix Table 109**

Calculation of log/ Probit regression line for the dose mortality experiment in which *A. diaperinus* 20 days old larvae were exposed to the trefled flour medium with different concentrations of Imidacloprid (Exposure period= 24h).

Dose	Log dose	#U	Kill	% Kill	% Cr	E. Pr	Ex. Pr	Wk. Por	Weight	P. Pro
30	1.477106	50	7	14	14	3.92	3.775995	3.952	16.8	3.781528
60	1.778133	50	13	26	26	4.36	4.423997	4.36	27.9	4.407123
120	2.07916	50	24	48	48	4.95	5.072	4.95	31.85	5.032717
240	2.380187	50	36	72	72	5.58	5.720002	5.574001	26.6	5.658311
480	2.681214	50	47	94	94	6.55	6.368005	6.482	16.8	6.283905
Y = .7118068 + 2.0782 X LOG LD <sub>50</sub> IS 2.063417 LD <sub>50</sub> IS 115.7223				CHI-SQUARED IS 1.616524 WITH 3 DEGREES OF FREEDOM NO SIG HETEROGENEITY 95% CONF LIMITS ARE 94.89798 TO 141.1163						

**Appendix Table 110**

Calculation of log/ Probit regression line for the dose mortality experiment in which *A. diaperinus* 30 days old larvae were exposed to the trefled flour medium with different concentrations of Imidacloprid (Exposure period= 24h).

Dose	Log dose	#U	Kill	% Kill	% Cr	E. Pr	Ex. Pr	Wk. Por	Weight	P. Pro
50	1.698952	50	4	8	8	3.59	3.542005	3.596	13.45	3.53938
100	1.999979	50	10	20	20	4.16	4.185002	4.17	23.55	4.180068
200	2.301006	50	21	42	42	4.8	4.828001	4.8121	31.35	4.820757
400	2.602033	50	33	66	66	5.41	5.470998	5.402	30.05	5.461445
800	2.90306	50	44	88	88	6.18	6.113996	6.178	20.25	6.102133
Y = -7.657195E-02 + 2.128342 X LOG LD <sub>50</sub> IS 2.385224 LD <sub>50</sub> IS 242.7861				CHI-SQUARED IS .270752 WITH 3 DEGREES OF FREEDOM NO SIG HETEROGENEITY 95% CONF LIMITS ARE 199.6874 TO 295.1868						

**Appendix Table 111**

Calculation of log/ Probit regression line for the dose mortality experiment in which *A. diaperinus* 40 days old larvae were exposed to the trefled flour medium with different concentrations of Imidacloprid (Exposure period= 24h).

Dose	Log dose	#U	Kill	% Kill	% Cr	E. Pr	Ex. Pr	Wk. Por	Weight	P. Pro
50	1.698952	50	2	4	4	3.25	3.312002	3.254	10.4	3.361538
100	1.999979	50	8	16	16	4.01	3.956001	4.016	20.25	3.986203
200	2.301006	50	18	36	36	4.64	4.600001	4.632	30.05	4.610869
400	2.602033	50	30	60	60	5.25	5.243999	5.28	31.35	5.235533
800	2.90306	50	40	80	80	5.85	5.887998	5.8	25.15	5.860199
Y = -.1639819 + 2.075114 X LOG LD <sub>50</sub> IS 2.488529 LD <sub>50</sub> IS 307.9848				CHI-SQUARED IS .3045883 WITH 3 DEGREES OF FREEDOM NO SIG HETEROGENEITY 95% CONF LIMITS ARE 250.688 TO 378.3773						

**Appendix Table 112**

Calculation of log/ Probit regression line for the dose mortality experiment in which *A. diaperinus* adults were exposed to the trefled flour medium with different concentrations of Imidacloprid (Exposure period= 24h).

Dose	Log dose	#U	Kill	% Kill	% Cr	E. Pr	Ex. Pr	Wk. Por	Weight	P. Pro
125	2.096888	50	7	14	14	3.92	3.921386	3.924	20.25	3.922595
250	2.397915	50	20	40	40	4.75	4.629597	4.74	30.05	4.629573
400	2.602033	50	28	56	56	5.15	5.109815	5.14	31.7	5.108955
500	2.698942	50	30	60	60	5.15	5.337808	5.136	30.8	5.33655
2000	3.300996	50	49	98	98	7.05	6.754229	6.928	10.4	6.750506
Y = -1.002059 + 2.348554 X LOG LD <sub>50</sub> IS 2.555641 LD <sub>50</sub> IS 359.4523				CHI-SQUARED IS 1.96315 WITH 3 DEGREES OF FREEDOM NO SIG HETEROGENEITY 95% CONF LIMITS ARE 302.3073 TO 427.3991						

**Appendix Table 113**

Calculation of log/ Probit regression line for the dose mortality experiment in which *A. diaperinus* 1 day old larvae were exposed to the treted flour medium with different concentrations of Imidacloprid (Exposure period= 48h).

Dose	Log dose	#U	Kill	% Kill	% Cr	E. Pr	Ex. Pr	Wk. Por	Weight	P. Pro
5	0.698962	50	6	12	12	3.59	3.642002	3.596	15.1	3.656058
10	0.999989	50	13	26	26	4.36	4.276001	4.354	25.15	4.280905
20	1.301017	50	25	50	50	4.9	4.910001	4.89	31.7	4.905751
40	1.602043	50	37	74	74	5.52	5.544	5.5	29.05	5.530598
80	1.90307	50	48	96	96	6.18	6.177999	6.178	20.25	6.155445
Y = 2.205209 + 2.075718 X LOG LD <sub>50</sub> IS 1.346422 LD <sub>50</sub> IS 22.20352				CHI-SQUARED IS .2341461 WITH 3 DEGREES OF FREEDOM NO SIG HETEROGENEITY 95% CONF LIMITS ARE 18.22379 TO 27.05234						

**Appendix Table 114**

Calculation of log/ Probit regression line for the dose mortality experiment in which *A. diaperinus* 10 days old larvae were exposed to the treted flour medium with different concentrations of Imidacloprid (Exposure period= 48h).

Dose	Log dose	#U	Kill	% Kill	% Cr	E. Pr	Ex. Pr	Wk. Por	Weight	P. Pro
10	0.999989	50	4	8	8	3.25	3.353997	3.254	10.4	3.410159
20	1.301017	50	10	20	20	4.16	4.016998	4.16	21.95	4.047687
40	1.602043	50	19	38	38	4.69	4.68	4.686	30.05	4.685213
80	1.90307	50	33	66	66	5.31	5.343001	5.292	30.8	5.32274
160	2.204097	50	44	88	88	5.99	6.006003	5.964	21.95	5.960267
Y = 1.292341 + 2.117841 X LOG LD <sub>50</sub> IS 1.750679 LD <sub>50</sub> IS 56.32215				CHI-SQUARED IS .5594101 WITH 3 DEGREES OF FREEDOM NO SIG HETEROGENEITY 95% CONF LIMITS ARE 46.0367 TO 68.9055						

**Appendix Table 115**

Calculation of log/ Probit regression line for the dose mortality experiment in which *A. diaperinus* 20 days old larvae were exposed to the treted flour medium with different concentrations of Imidacloprid (Exposure period= 48h).

Dose	Log dose	#U	Kill	% Kill	% Cr	E. Pr	Ex. Pr	Wk. Por	Weight	P. Pro
15	1.176079	50	7	14	14	3.92	3.878004	3.924	18.5	3.877158
30	1.477106	50	15	30	30	4.48	4.454002	4.48	27.9	4.447374
60	1.778133	50	24	48	48	4.95	5.03	4.95	31.85	5.017589
120	2.07916	50	35	70	70	5.52	5.605999	5.52	27.9	5.587805
240	2.380187	50	45	90	90	6.28	6.181997	6.27	20.25	6.15802
Y = 1.649389 + 1.894234 X LOG LD <sub>50</sub> IS 1.768847 LD <sub>50</sub> IS 58.72829				CHI-SQUARED IS .5981827 WITH 3 DEGREES OF FREEDOM NO SIG HETEROGENEITY 95% CONF LIMITS ARE 47.50275 TO 72.60658						

**Appendix Table 116**

Calculation of log/ Probit regression line for the dose mortality experiment in which *A. diaperinus* 30 days old larvae were exposed to the treted flour medium with different concentrations of Imidacloprid (Exposure period= 48h).

Dose	Log dose	#U	Kill	% Kill	% Cr	E. Pr	Ex. Pr	Wk. Por	Weight	P. Pro
25	1.397926	50	5	10	10	3.72	3.729998	3.72	16.8	3.745519
50	1.698952	50	13	26	26	4.36	4.312999	4.362	26.6	4.317753
100	1.999979	50	22	44	44	4.85	4.896	4.8641	31.35	4.889988
200	2.301006	50	34	68	68	5.47	5.479001	5.456	30.05	5.462222
400	2.602033	50	46	92	92	6.08	6.062002	6.046	21.95	6.034457
Y = 1.088144 + 1.900941 X LOG LD <sub>50</sub> IS 2.057852 LD <sub>50</sub> IS 114.2489				CHI-SQUARED IS 8.803558E-02 WITH 3 DEGREES OF FREEDOM NO SIG HETEROGENEITY 95% CONF LIMITS ARE 92.48594 TO 141.1329						

**Appendix Table 117**

Calculation of log/ Probit regression line for the dose mortality experiment in which *A. diaperinus* 40 days old larvae were exposed to the treted flour medium with different concentrations of Imidacloprid (Exposure period= 48h).

Dose	Log dose	#U	Kill	% Kill	% Cr	E. Pr	Ex. Pr	Wk. Por	Weight	P. Pro
50	1.698952	50	3	6	6	3.45	3.488008	3.45	11.9	3.498706
100	1.999979	50	10	20	20	4.16	4.102005	4.17	23.55	4.11077
200	2.301006	50	19	38	38	4.69	4.716001	4.688	30.8	4.722835
400	2.602033	50	32	64	64	5.36	5.329997	5.344	30.8	5.334898
800	2.90306	50	41	82	82	5.92	5.943993	5.946	23.55	5.946963
Y = 4.430485E-02 + 2.033254 X LOG LD <sub>50</sub> IS 2.437323 LD <sub>50</sub> IS 273.7301			CHI-SQUARED IS .1505508 WITH 3 DEGREES OF FREEDOM NO SIG HETEROGENEITY 95% CONF LIMITS ARE 223.0655 TO 335.9022							

**Appendix Table 118**

Calculation of log/ Probit regression line for the dose mortality experiment in which *A. diaperinus* adults were exposed to the treted flour medium with different concentrations of Imidacloprid (Exposure period= 48h).

Dose	Log dose	#U	Kill	% Kill	% Cr	E. Pr	Ex. Pr	Wk. Por	Weight	P. Pro
62.5	1.795861	50	4	8	8	3.59	3.612007	3.596	15.1	3.633659
125	2.096888	50	13	26	26	4.36	4.230004	4.354	25.15	4.232326
250	2.397915	50	20	40	40	4.75	4.848	4.76	31.35	4.830991
500	2.698942	50	32	64	64	5.36	5.465997	5.348	30.05	5.429657
1000	2.999969	50	44	88	88	6.18	6.083993	6.1281	21.95	6.028322
Y = 6.214905E-02 + 1.988745 X LOG LD <sub>50</sub> IS 2.482898 LD <sub>50</sub> IS 304.0171			CHI-SQUARED IS .9698639 WITH 3 DEGREES OF FREEDOM NO SIG HETEROGENEITY 95% CONF LIMITS ARE 247.615 TO 373.2664							

**Appendix Table 119**

Calculation of log/ Probit regression line for the dose mortality experiment in which *A. diaperinus* 1 day old larvae were exposed to the treted flour medium with different concentrations of Imidacloprid (Exposure period= 72h).

Dose	Log dose	#U	Kill	% Kill	% Cr	E. Pr	Ex. Pr	Wk. Por	Weight	P. Pro
2.5	0.397939	50	8	16	16	4.01	3.91229	4.016	20.25	3.895315
5	0.698968	50	16	32	32	4.53	4.540962	4.516	29.05	4.534189
10	0.999987	50	27	54	54	5.1	5.169635	5.09	31.7	5.173064
20	1.301017	50	38	76	76	5.71	5.798308	5.702	26.6	5.811939
40	1.602043	50	48	96	96	6.75	6.42698	6.69201	15.1	6.450813
Y = 3.05077 + 2.122316 X LOG LD <sub>50</sub> IS .9184449 LD <sub>50</sub> IS 8.287908			CHI-SQUARED IS 1.722992 WITH 3 DEGREES OF FREEDOM NO SIG HETEROGENEITY 95% CONF LIMITS ARE 6.828838 TO 10.05873							

**Appendix Table 120**

Calculation of log/ Probit regression line for the dose mortality experiment in which *A. diaperinus* 10 days old larvae were exposed to the treted flour medium with different concentrations of Imidacloprid (Exposure period= 72h).

Dose	Log dose	#U	Kill	% Kill	% Cr	E. Pr	Ex. Pr	Wk. Por	Weight	P. Pro
5	0.6989628	50	6	12	12	3.82	3.768002	3.836	16.8	3.79143
10	0.9999897	50	14	28	28	4.42	4.396001	4.426	26.6	4.395286
20	1.301017	50	24	48	48	4.95	5.024	4.95	31.85	4.999143
40	1.602043	50	35	70	70	5.52	5.651999	5.52	27.9	5.602999
80	1.90307	50	46	92	92	6.41	6.279998	6.332	18.5	6.206856
Y = 2.389318 + 2.005989 X LOG LD <sub>50</sub> IS 1.301444 LD <sub>50</sub> IS 20.01907			CHI-SQUARED IS .6175919 WITH 3 DEGREES OF FREEDOM NO SIG HETEROGENEITY 95% CONF LIMITS ARE 16.32369 TO 24.551							

**Appendix Table 121**

Calculation of log/ Probit regression line for the dose mortality experiment in which *A. diaperinus* 20 days old larvae were exposed to the trested flour medium with different concentrations of Imidacloprid (Exposure period= 72h).

Dose	Log dose	#U	Kill	% Kill	% Cr	E. Pr	Ex. Pr	Wk. Por	Weight	P. Pro
15	1.176079	50	8	16	16	4.01	3.934928	4.016	20.25	3.934844
30	1.477106	50	19	38	38	4.69	4.570465	4.684	29.05	4.577555
60	1.778133	50	25	50	50	5	5.206002	5.02	31.35	5.220266
120	2.07916	50	39	78	78	5.77	5.841541	5.7321	25.15	5.862978
240	2.380187	50	49	98	98	7.05	6.477078	6.826	15.1	6.505689
Y = 1.423841 + 2.135063 X LOG LD <sub>50</sub> IS 1.674967 LD <sub>50</sub> IS 47.3115			CHI-SQUARED IS 3.700668 WITH 3 DEGREES OF FREEDOM NO SIG HETEROGENEITY 95% CONF LIMITS ARE 38.91946 TO 57.51308							

**Appendix Table 122**

Calculation of log/ Probit regression line for the dose mortality experiment in which *A. diaperinus* 30 days old larvae were exposed to the trested flour medium with different concentrations of Imidacloprid (Exposure period= 72h).

Dose	Log dose	#U	Kill	% Kill	% Cr	E. Pr	Ex. Pr	Wk. Por	Weight	P. Pro
25	1.397926	50	6	12	12	3.82	3.803448	3.822	18.5	3.802089
50	1.698952	50	17	34	34	4.59	4.44282	4.6	27.9	4.445028
100	1.999979	50	23	46	46	4.9	5.082193	4.9	31.85	5.087966
200	2.301006	50	37	74	74	5.64	5.721565	5.638	26.6	5.730904
400	2.602033	50	48	96	96	6.75	6.360937	6.598	16.8	6.373842
Y = .8163762 + 2.135817 X LOG LD <sub>50</sub> IS 1.958793 LD <sub>50</sub> IS 90.94806			CHI-SQUARED IS 2.87619 WITH 3 DEGREES OF FREEDOM NO SIG HETEROGENEITY 95% CONF LIMITS ARE 75.04846 TO 110.2161							

**Appendix Table 123**

Calculation of log/ Probit regression line for the dose mortality experiment in which *A. diaperinus* 40 days old larvae were exposed to the trested flour medium with different concentrations of Imidacloprid (Exposure period= 72h).

Dose	Log dose	#U	Kill	% Kill	% Cr	E. Pr	Ex. Pr	Wk. Por	Weight	P. Pro
25	1.397926	50	5	10	10	3.72	3.748	3.72	16.8	3.756896
50	1.698952	50	15	30	30	4.48	4.344	4.49	26.6	4.342969
100	1.999979	50	21	42	42	4.8	4.94	4.79	31.7	4.929042
200	2.301006	50	35	70	70	5.52	5.53601	5.5	29.05	5.515114
400	2.602033	50	44	88	88	6.18	6.132	6.178	20.25	6.101187
Y = 1.035259 + 1.946911 X LOG LD <sub>50</sub> IS 2.036426 LD <sub>50</sub> IS 108.7493			CHI-SQUARED IS 1.337517 WITH 3 DEGREES OF FREEDOM NO SIG HETEROGENEITY 95% CONF LIMITS ARE 88.32975 TO 133.8892							

**Appendix Table 124**

Calculation of log/ Probit regression line for the dose mortality experiment in which *A. diaperinus* adults were exposed to the trested flour medium with different concentrations of Imidacloprid (Exposure period= 72h).

Dose	Log dose	#U	Kill	% Kill	% Cr	E. Pr	Ex. Pr	Wk. Por	Weight	P. Pro
62.5	1.795861	50	7	14	14	3.92	3.888003	3.924	18.5	3.904752
125	2.096888	50	17	34	34	4.59	4.513002	4.572	29.05	4.503736
250	2.397915	50	26	52	52	5.05	5.138	5.04	31.7	5.102721
500	2.698942	50	36	72	72	5.58	5.762998	5.5741	26.6	5.701705
1000	2.999969	50	47	94	94	6.55	6.387995	6.482	16.8	6.300689
Y = .3313422 + 1.989803 X LOG LD <sub>50</sub> IS 2.346292 LD <sub>50</sub> IS 221.9687			CHI-SQUARED IS 1.252785 WITH 3 DEGREES OF FREEDOM NO SIG HETEROGENEITY 95% CONF LIMITS ARE 180.686 TO 272.6837							

**Appendix Table 125**Effect of Imidacloprid with Azadirachtin 1:1 on *A. diaperinus* 40 days old larvae after 72 h exposure to treated filter paper.

Dose ( $\mu\text{g}/\text{cm}^2$ )	Log dose	#U	Kill	% Kill	% Cr	E. Pr	Ex. Pr	Wk. Por	Weight	P. Pro
1.93	0.2855543	50	2	4	4	3.25	3.389323	3.254	10.4	3.450092
3.87	0.5877048	50	8	16	16	4.01	3.81878	4.026	18.5	3.855275
7.73	0.8881704	50	11	22	22	4.23	4.245841	4.218	25.15	4.258198
15.47	1.189478	50	19	38	38	4.69	4.674099	4.686	30.05	4.66225
30.94	1.490505	50	26	52	52	5.05	5.101958	5.04	31.7	5.065925
Y = 3.067165 + 1.340995 X LOG LD <sub>50</sub> IS 1.441344 LD <sub>50</sub> IS 27.62763				CHI-SQUARED IS 1.017767 WITH 3 DEGREES OF FREEDOM NO SIG HETEROGENEITY 95% CONF LIMITS ARE 17.49847 TO 43.62012						

**Appendix Table 126**Effect of Imidacloprid with Azadirachtin 1:2 on *A. diaperinus* 40 days old larvae after 72 h exposure to treated filter paper.

Dose ( $\mu\text{g}/\text{cm}^2$ )	Log dose	#U	Kill	% Kill	% Cr	E. Pr	Ex. Pr	Wk. Por	Weight	P. Pro
2.901	0.462543	50	2	4	4	3.25	3.49493	3.27	11.9	3.469085
5.802	0.7635698	50	9	18	18	4.08	4.005062	4.078	21.95	3.985648
11.603	1.064559	50	16	32	32	4.53	4.515131	4.516	29.05	4.502147
23.205	1.365568	50	27	54	54	5.1	5.025231	5.1	31.85	5.018679
46.41	1.666594	50	34	68	68	5.47	5.535363	5.444	29.05	5.535242
Y = 2.675359 + 1.716005 X LOG LD <sub>50</sub> IS 1.354683 LD <sub>50</sub> IS 22.62989				CHI-SQUARED IS 1.116402 WITH 3 DEGREES OF FREEDOM NO SIG HETEROGENEITY 95% CONF LIMITS ARE 17.41909 TO 29.39946						

**Appendix Table 127**Effect of Imidacloprid with Azadirachtin 1:3.5 on *A. diaperinus* 40 days old larvae after 72 h exposure to treated filter paper.

Dose ( $\mu\text{g}/\text{cm}^2$ )	Log dose	#U	Kill	% Kill	% Cr	E. Pr	Ex. Pr	Wk. Por	Weight	P. Pro
4.351	0.6385825	50	4	8	8	3.59	3.722022	3.604	16.8	3.776721
8.71	.9396093	50	14	28	28	4.42	4.257054	4.422	25.15	4.284909
17.4	1.240536	50	22	44	44	4.85	4.791908	4.844	30.8	4.792929
34.8	1.541563	50	30	60	60	5.25	5.326939	5.24	30.8	5.301118
69.61	1.842653	50	40	80	80	5.85	5.862081	5.8	25.15	5.809411
Y = 2.698678 + 1.688183 X LOG LD <sub>50</sub> IS 1.363195 LD <sub>50</sub> IS 23.07785				CHI-SQUARED IS 1.171413 WITH 3 DEGREES OF FREEDOM NO SIG HETEROGENEITY 95% CONF LIMITS ARE 18.16487 TO 29.31963						

**Appendix Table 128**Effect of Imidacloprid with Azadirachtin 1:5 on *A. diaperinus* 40 days old larvae after 72 h exposure to treated filter paper.

Dose ( $\mu\text{g}/\text{cm}^2$ )	Log dose	#U	Kill	% Kill	% Cr	E. Pr	Ex. Pr	Wk. Por	Weight	P. Pro
5.801	0.763495	50	6	12	12	3.82	3.818107	3.822	18.5	3.832509
11.6	1.064447	50	17	34	34	4.59	4.475915	4.6	27.9	4.475125
23.2	1.365474	50	25	50	50	5	5.133886	4.99	31.7	5.117899
46.41	1.666594	50	38	76	76	5.71	5.792061	5.702	26.6	5.760873
92.82	1.967621	50	47	94	94	6.55	6.450032	6.558001	15.1	6.403648
Y = 2.202239 + 2.135274 X LOG LD <sub>50</sub> IS 1.310259 LD <sub>50</sub> IS 23.4284				CHI-SQUARED IS 1.407494 WITH 3 DEGREES OF FREEDOM NO SIG HETEROGENEITY 95% CONF LIMITS ARE 16.82819 TO 24.80165						

**Appendix Table 129**Effect of Imidacloprid with Azadirachtin 1:0.02 on *A. diaperinus* adults after 72 h exposure to treated filter paper.

Dose ( $\mu\text{g}/\text{cm}^2$ )	Log dose	#U	Kill	% Kill	% Cr	E. Pr	Ex. Pr	Wk. Por	Weight	P. Pro
39.45	1.596031	50	2	4	4	3.25	3.296373	3.248	9	3.351571
78.81	1.896562	50	5	10	10	3.72	3.742576	3.72	16.8	3.779851
157.72	2.197864	50	12	24	24	4.29	4.189925	4.322	23.55	4.209229
315.51	2.498987	50	19	38	38	4.69	4.637007	4.686	30.05	4.638352
631.19	2.800131	50	25	50	50	5	5.084121	5	31.85	5.067504
Y = 1.07711 + 1.425074 X LOG LD <sub>50</sub> IS 2.752763 LD <sub>50</sub> IS 565.9296				CHI-SQUARED IS 0.6698303 WITH 3 DEGREES OF FREEDOM NO SIG HETEROGENEITY 95% CONF LIMITS ARE 367.3638 TO 871.8239						

**Appendix Table 130**Effect of Imidacloprid with Azadirachtin 1:0.05 on *A. diaperinus* adults after 72 h exposure to treated filter paper.

Dose ( $\mu\text{g}/\text{cm}^2$ )	Log dose	#U	Kill	% Kill	% Cr	E. Pr	Ex. Pr	Wk. Por	Weight	P. Pro
40.61	1.608617	50	2	4	4	3.25	3.333997	3.254	10.4	3.419366
81.22	1.909643	50	6	12	12	3.82	3.848998	3.822	18.5	3.905882
162.44	2.21067	50	17	34	34	4.59	4.364	4.618	26.6	4.392399
324.88	2.511697	50	22	44	44	4.85	4.879001	4.864001	31.35	4.878916
649.76	2.812724	50	31	62	62	5.31	5.394002	5.292	30.8	5.365433
Y = 0.8195353 + 1.61619 X LOG LD <sub>50</sub> IS 2.586616 LD <sub>50</sub> IS 386.0257				CHI-SQUARED IS 1.941956 WITH 3 DEGREES OF FREEDOM NO SIG HETEROGENEITY 95% CONF LIMITS ARE 285.0044 TO 522.8549						

**Appendix Table 131**Effect of Imidacloprid with Azadirachtin 1:0.1 on adults of *A. diaperinus* after 72 h exposure to treated filter paper.

Dose ( $\mu\text{g}/\text{cm}^2$ )	Log dose	#U	Kill	% Kill	% Cr	E. Pr	Ex. Pr	Wk. Por	Weight	P. Pro
42.55	1.628883	50	3	6	6	3.45	3.42401	3.45	11.9	3.423846
85.09	1.929859	50	7	14	14	3.92	3.993963	3.924	20.25	3.991377
170.18	2.230886	50	18	36	36	4.64	4.564013	4.628	29.05	4.559006
340.35	2.5319	50	27	54	54	5.1	5.134038	5.09	31.7	5.12661
680.61	2.832869	50	38	76	76	5.71	5.703979	5.702	26.6	5.694129
Y = 0.3523622 + 1.885639 X LOG LD <sub>50</sub> IS 2.464756 LD <sub>50</sub> IS 291.5785				CHI-SQUARED IS 0.2822724 WITH 3 DEGREES OF FREEDOM NO SIG HETEROGENEITY 95% CONF LIMITS ARE 231.3252 TO 367.5261						

**Appendix Table 132**Effect of Imidacloprid with Azadirachtin 1:0.2 on *A. diaperinus* adults after 72 h exposure to treated filter paper.

Dose ( $\mu\text{g}/\text{cm}^2$ )	Log dose	#U	Kill	% Kill	% Cr	E. Pr	Ex. Pr	Wk. Por	Weight	P. Pro
46.411	1.666604	50	5	10	10	3.72	3.744004	3.72	16.8	3.76503
92.822	1.967631	50	14	28	28	4.42	4.372004	4.426	26.6	4.378259
185.643	2.268655	50	25	50	50	5	4.999998	4.99	31.7	4.991483
371.286	2.569682	50	36	72	72	5.58	5.627997	5.58	27.9	5.604712
742.572	2.870709	50	45	90	90	6.28	6.255996	6.23	18.5	6.217941
Y = 0.3699532 + 2.037123 X LOG LD <sub>50</sub> IS 2.272836 LD <sub>50</sub> IS 187.4288				CHI-SQUARED IS .114502 WITH 3 DEGREES OF FREEDOM NO SIG HETEROGENEITY 95% CONF LIMITS ARE 153.2966 TO 229.1607						

**Appendix Table 133**Effect of Imidacloprid with Azadirachtin 1:20 on *A. diaperinus* 40 days old larvae after 72 h exposure to treated food media.

Dose (ppm)	Log dose	#U	Kill	% Kill	% Cr	E. Pr	Ex. Pr	Wk. Por	Weight	P. Pro
16.41	1.215096	50	3	6	6	3.45	3.557992	3.442	13.45	3.604876
32.82	1.516123	50	9	18	18	4.08	4.005036	4.078	21.95	4.036661
65.63	1.817084	50	15	30	30	4.48	4.451981	4.48	27.9	4.468351
131.25	2.118077	50	26	52	52	5.05	4.898975	5.072	31.35	4.900088
262.5	2.419104	50	29	58	58	5.2	5.346019	5.188	30.8	5.331872
Y = 1.861976 + 1.434372 X LOG LD <sub>50</sub> IS 2.187734 LD <sub>50</sub> IS 154.0754				CHI-SQUARED IS 1.962032 WITH 3 DEGREES OF FREEDOM NO SIG HETEROGENEITY 95% CONF LIMITS ARE 109.8297 TO 216.1459						

**Appendix Table 134**Effect of Imidacloprid with Azadirachtin 1: 25 on *A. diaperinus* 40 days old larvae after 72 h exposure to treated food media.

Dose (ppm)	Log dose	#U	Kill	% Kill	% Cr	E. Pr	Ex. Pr	Wk. Por	Weight	P. Pro
20.32	1.30791	50	3	6	6	3.45	3.590078	3.442	13.45	3.642479
40.63	1.60883	50	10	20	20	4.16	4.050965	4.16	21.95	4.081192
81.25	1.909804	50	17	34	34	4.59	4.511935	4.572	29.05	4.519984
162.5	2.210831	50	26	52	52	5.05	4.972986	5.04	31.7	4.958853
325	2.511857	50	31	62	62	5.31	5.434037	5.294	30.05	5.397722
Y = 1.735666 + 1.457908 X LOG LD <sub>50</sub> IS 2.239054 LD <sub>50</sub> IS 173.4019				CHI-SQUARED IS 1.287422 WITH 3 DEGREES OF FREEDOM NO SIG HETEROGENEITY 95% CONF LIMITS ARE 126.1001 TO 238.4472						

**Appendix Table 135**Effect of Imidacloprid with Azadirachtin 1:30 on *A. diaperinus* 40 days old larvae after 72 h exposure to treated food media.

Dose (ppm)	Log dose	#U	Kill	% Kill	% Cr	E. Pr	Ex. Pr	Wk. Por	Weight	P. Pro
24.22	1.38416	50	4	8	8	3.59	3.737991	3.604	16.8	3.797871
48.44	1.685187	50	12	24	24	4.29	4.156002	4.322	23.55	4.193419
96.88	1.986214	50	17	34	34	4.59	4.574013	4.572	29.05	4.588967
193.75	2.287218	50	28	56	56	5.15	4.991992	5.14	31.7	4.984485
387.5	2.588245	50	30	60	60	5.25	5.410003	5.24	30.05	5.380033
Y = 1.979091 + 1.313996 X LOG LD <sub>50</sub> IS 2.299025 LD <sub>50</sub> IS 199.0789				CHI-SQUARED IS 2.385426 WITH 3 DEGREES OF FREEDOM NO SIG HETEROGENEITY 95% CONF LIMITS ARE 140.7338 TO 281.6127						

**Appendix Table 136**Effect of Imidacloprid with Azadirachtin 1:35 on *A. diaperinus* 40 days old larvae after 72 h exposure to treated food media.

Dose (ppm)	Log dose	#U	Kill	% Kill	% Cr	E. Pr	Ex. Pr	Wk. Por	Weight	P. Pro
32.032	1.505569	50	6	12	12	3.82	3.826003	3.822	18.5	3.838256
64.06301	1.806589	50	14	28	28	4.42	4.318997	4.426	26.6	4.320317
128.125	2.107612	50	20	40	40	4.75	4.811996	4.76	31.35	4.802384
256.25	2.408639	50	28	56	56	5.15	5.305	5.136	30.8	5.284456
512.5	2.709666	50	41	82	82	5.92	5.798004	5.894	26.6	5.766528
Y = 1.427199 + 1.601426 X LOG LD <sub>50</sub> IS 2.231012 LD <sub>50</sub> IS 206.2203				CHI-SQUARED IS 1.46946 WITH 3 DEGREES OF FREEDOM NO SIG HETEROGENEITY 95% CONF LIMITS ARE 132.8133 TO 218.164						

**Appendix Table 137**Effect of Imidacloprid with Azadirachtin 1:10 on *A. diaperinus* adults after 72 h exposure to treated food media.

Dose (ppm)	Log dose	#U	Kill	% Kill	% Cr	E. Pr	Ex. Pr	Wk. Por	Weight	P. Pro
21.48	1.332021	50	3	6	6	3.45	3.470013	3.45	11.9	3.473253
42.96	1.633047	50	7	14	14	3.92	3.907972	3.924	20.25	3.913115
85.93	1.934125	50	13	26	26	4.36	4.346004	4.362	26.6	4.35305
171.88	2.235202	50	21	42	42	4.8	4.784036	4.792	30.8	4.792986
343.75	2.536216	50	29	58	58	5.2	5.221977	5.228	31.35	5.23283
Y = 1.526898 + 1.461205 X LOG LD <sub>50</sub> IS 2.376876 LD <sub>50</sub> IS 192.3978				CHI-SQUARED IS 1.144409E-02 WITH 3 DEGREES OF FREEDOM NO SIG HETEROGENEITY 95% CONF LIMITS ARE 165.6895 TO 342.3386						

**Appendix Table 138**Effect of Imidacloprid with Azadirachtin 1:12 on *A. diaperinus* adults after 72 h exposure to treated food media.

Dose (ppm)	Log dose	#U	Kill	% Kill	% Cr	E. Pr	Ex. Pr	Wk. Por	Weight	P. Pro
25.391	1.404665	50	3	6	6	3.45	3.56801	3.442	13.45	3.612251
50.781	1.705684	50	10	20	20	4.16	4.023996	4.16	21.95	4.049533
101.563	2.006715	50	17	34	34	4.53	4.480002	4.54	27.9	4.486833
203.125	2.30774	50	25	50	50	4.9	4.935998	4.89	31.7	4.924124
406.25	2.608766	50	32	64	64	5.36	5.391997	5.344	30.8	5.361418
Y = 1.57173 + 1.452674 X LOG LD <sub>50</sub> IS 2.359972 LD <sub>50</sub> IS 195.06138				CHI-SQUARED IS .782898 WITH 3 DEGREES OF FREEDOM NO SIG HETEROGENEITY 95% CONF LIMITS ARE 165.1798 TO 317.6772						

**Appendix Table 139**Effect of Imidacloprid with Azadirachtin 1:15 on *A. diaperinus* adults after 72 h exposure to treated food media.

Dose (ppm)	Log dose	#U	Kill	% Kill	% Cr	E. Pr	Ex. Pr	Wk. Por	Weight	P. Pro
31.25	1.494835	50	5	10	10	3.72	3.732003	3.72	16.8	3.731151
62.5	1.795861	50	12	24	24	4.29	4.208001	4.286001	25.15	4.20173
125	2.096888	50	19	38	38	4.69	4.684	4.686	30.05	4.67231
250	2.397915	50	24	48	48	4.95	5.159999	4.94	31.7	5.14289
500	2.698942	50	39	78	78	5.77	5.635998	5.76	27.9	5.61347
Y = 1.394352 + 1.563249 X LOG LD <sub>50</sub> IS 2.30651 LD <sub>50</sub> IS 202.5394				CHI-SQUARED IS 2.090454 WITH 3 DEGREES OF FREEDOM NO SIG HETEROGENEITY 95% CONF LIMITS ARE 154.9795 TO 264.6943						

**Appendix Table 140**Effect of Imidacloprid with Azadirachtin 1:20 on *A. diaperinus* adults after 72 h exposure to treated food media.

Dose (ppm)	Log dose	#U	Kill	% Kill	% Cr	E. Pr	Ex. Pr	Wk. Por	Weight	P. Pro
41.016	1.612937	50	7	14	14	3.92	3.810003	3.924	18.5	3.818719
82.032	1.913963	50	13	26	26	4.36	4.331002	4.362	26.6	4.314459
164.063	2.214988	50	20	40	40	4.75	4.851998	4.76	31.35	4.810195
328.13	2.51602	50	26	52	52	5.05	5.373006	5.032	30.8	5.305944
656.25	2.81704	50	44	88	88	6.18	5.893994	6.072	25.15	5.801673
Y = 1.162486 + 1.646831 X LOG LD <sub>50</sub> IS 2.330243 LD <sub>50</sub> IS 213.9156				CHI-SQUARED IS 4.493309 WITH 3 DEGREES OF FREEDOM NO SIG HETEROGENEITY 95% CONF LIMITS ARE 167.8617 TO 272.6047						



**Appendix Table 141**

Calculation of log/ Probit regression line for the dose mortality experiment in which *A. diaperinus* 1 day old larvae were exposed to the filter paper treated with different concentrations of Thiodicarb (Exposure period= 24h).

<b>Dose µg/cm<sup>2</sup></b>	<b>Log dose</b>	<b># used</b>	<b># Kill</b>	<b>% Kill</b>	<b>Corr. %</b>	<b>Emp. probit</b>	<b>Expt probit</b>	<b>Work probit</b>	<b>Weight</b>	<b>Final probit</b>	
1.04	1.017	50	2	4	4	3.25	3.620	3.328	15.10	3.630	
2.08	1.318	50	17	34	34	4.59	4.287	4.626	25.15	4.286	
4.16	1.619	50	24	48	48	4.95	4.953	4.94	31.70	4.942	
8.32	1.92	50	32	64	64	5.36	5.62	5.34	27.90	5.598	
16.64	2.221	50	47	94	94	6.55	6.290	6.434	18.50	6.254	
Y = 3.59308 + 2.179677 X LOG LD <sub>50</sub> IS .6454721 LD <sub>50</sub> IS 4.420507					CHI-SQUARED IS 6.741387 WITH 3 DEGREES OF FREEDOM NO SIG HETEROGENEITY 95% CONF LIMITS ARE 3.65438 TO 5.347248						

**Appendix Table 142**

Calculation of log/ Probit regression line for the dose mortality experiment in which *A. diaperinus* 10 days old larvae were exposed to the filter paper, treated with different concentrations of Thiodicarb (Exposure period= 24h).

<b>Dose µg/cm<sup>2</sup></b>	<b>Log dose</b>	<b># used</b>	<b># Kill</b>	<b>% Kill</b>	<b>Corr. %</b>	<b>Emp. probit</b>	<b>Expt probit</b>	<b>Work probit</b>	<b>Weight</b>	<b>Final probit</b>	
8.29	0.918	50	4	8	8	3.59	3.70	3.604	16.80	3.746	
16.58	1.219	50	15	30	30	4.48	4.334	4.49	26.6	4.360	
33.16	1.520	50	24	48	48	4.95	4.968	4.94	31.70	4.975	
66.32	1.822	50	37	74	74	5.64	5.602	5.640	27.90	5.588	
132.64	2.123	50	44	88	88	6.18	6.236	6.128	18.50	6.203	
Y = 1.872489 + 2.040075 X LOG LD <sub>50</sub> IS 1.533037 LD <sub>50</sub> IS 34.12223					CHI-SQUARED IS 1.001457 WITH 3 DEGREES OF FREEDOM NO SIG HETEROGENEITY 95% CONF LIMITS ARE 27.91747 TO 41.70599						

**Appendix Table 143**

Calculation of log/ Probit regression line for the dose mortality experiment in which *A. diaperinus* 20 day old larvae were exposed to the filter paper treated with different concentrations of Thiodicarb (Exposure period= 24h).

<b>Dose µg/cm<sup>2</sup></b>	<b>Log dose</b>	<b># used</b>	<b># Kill</b>	<b>% Kill</b>	<b>Corr. %</b>	<b>Emp. probit</b>	<b>Expt probit</b>	<b>Work probit</b>	<b>Weight</b>	<b>Final probit</b>	
13.26	1.122	50	5	10	10	3.72	3.789	3.72	16.80	3.820	
26.52	1.423	50	17	34	34	4.59	4.366	4.618	26.60	4.378	
53.04	1.725	50	19	38	38	4.69	4.944	4.69	31.70	4.938	
106.08	2.026	50	37	74	74	5.64	5.521	5.612	29.05	5.496	
212.16	2.326	50	43	86	86	6.08	6.098	6.046	21.95	6.054	
Y = 1.737474 + 1.855559 X LOG LD <sub>50</sub> IS 1.758245 LD <sub>50</sub> IS 57.31185					CHI-SQUARED IS 4.023743 WITH 3 DEGREES OF FREEDOM NO SIG HETEROGENEITY 95% CONF LIMITS ARE 46.1506 TO 71.17247						

**Appendix Table 144**

Calculation of log/ Probit regression line for the dose mortality experiment in which *A. diaperinus* 30 days old larvae were exposed to the filter paper treated with different concentrations of Thiodicarb (Exposure period= 24h).

<b>Dose µg/cm<sup>2</sup></b>	<b>Log dose</b>	<b># used</b>	<b># Kill</b>	<b>% Kill</b>	<b>Corr. %</b>	<b>Emp. probit</b>	<b>Expt probit</b>	<b>Work probit</b>	<b>Weight</b>	<b>Final probit</b>	
16.58	1.219	50	3	6	6	3.45	3.564	3.442	13.45	3.616	
33.16	1.520	50	10	20	20	4.16	4.169	4.17	23.55	4.209	
66.32	1.822	50	25	50	50	5.00	4.774	5.00	30.80	4.802	
132.64	2.122	50	33	66	66	5.41	5.379	5.396	30.80	5.396	
265.28	2.423	50	40	80	80	5.85	5.984	5.87	23.55	5.989	
Y = 1.212657 + 1.970786 X LOG LD <sub>50</sub> IS 1.921743 LD <sub>50</sub> IS 83.51076					CHI-SQUARED IS 1.978851 WITH 3 DEGREES OF FREEDOM NO SIG HETEROGENEITY 95% CONF LIMITS ARE 67.83163 TO 102.8141						

**Appendix Table 145**

Calculation of log/ Probit regression line for the dose mortality experiment in which *A. diaperinus* 40 day old larvae were exposed to the filter paper treated with different concentrations of Thiodicarb (Exposure period= 24h).

<b>Dose µg/cm<sup>2</sup></b>	<b>Log dose</b>	<b># used</b>	<b># Kill</b>	<b>% Kill</b>	<b>Corr. %</b>	<b>Emp. probit</b>	<b>Expt probit</b>	<b>Work probit</b>	<b>Weight</b>	<b>Final probit</b>	
19.89	1.298	50	6	12	12	3.82	3.820	3.822	18.50	3.823	
39.78	1.600	50	13	26	26	4.36	4.414	4.36	27.90	4.417	
79.56	1.901	50	27	54	54	5.10	5.008	5.10	31.85	5.011	
159.12	2.201	50	36	72	72	5.58	5.602	5.58	27.90	5.606	
318.24	2.503	50	44	88	88	6.18	6.196	6.178	20.25	6.201	
Y = 1.259032 + 1.974443 X LOG LD <sub>50</sub> IS 1.894696 LD <sub>50</sub> IS 78.46855					CHI-SQUARED IS .3692474 WITH 3 DEGREES OF FREEDOM NO SIG HETEROGENEITY 95% CONF LIMITS ARE 64.02365 TO 96.17253						

**Appendix Table 146**

Calculation of log/ Probit regression line for the dose mortality experiment in which *A. diaperinus* adults were exposed to the filter paper treated with different concentrations of Thiodicarb (Exposure period= 24h).

<b>Dose µg/cm<sup>2</sup></b>	<b>Log dose</b>	<b># used</b>	<b># Kill</b>	<b>% Kill</b>	<b>Corr. %</b>	<b>Emp. probit</b>	<b>Expt probit</b>	<b>Work probit</b>	<b>Weight</b>	<b>Final probit</b>	
53.04	1.724	50	2	4	4	3.25	3.350	3.254	10.40	3.397	
106.08	2.025	50	9	18	18	4.08	3.935	4.108	20.25	3.964	
212.16	2.326	50	15	30	30	4.48	4.520	4.46	29.05	4.531	
424.32	2.628	50	28	56	56	5.15	5.105	5.140	31.70	5.098	
848.64	2.928	50	37	74	74	5.64	5.690	5.640	27.90	5.665	
Y = .1488919 + 1.883455 X LOG LD <sub>50</sub> IS 2.575643 LD <sub>50</sub> IS 376.3943					CHI-SQUARED IS .8527641 WITH 3 DEGREES OF FREEDOM NO SIG HETEROGENEITY 95% CONF LIMITS ARE 298.3402 TO 474.8694						

**Appendix Table 147**

Calculation of log/ Probit regression line for the dose mortality experiment in which *A. diaperinus* 1 day old larvae were exposed to the filter paper treated with different concentrations of Thiodicarb (Exposure period= 48h).

<b>Dose µg/cm<sup>2</sup></b>	<b>Log dose</b>	<b># used</b>	<b># Kill</b>	<b>% Kill</b>	<b>Corr. %</b>	<b>Emp. probit</b>	<b>Expt probit</b>	<b>Work probit</b>	<b>Weight</b>	<b>Final probit</b>	
0.52	0.716	50	4	8	8	3.59	3.709	3.604	16.80	3.759	
1.04	1.017	50	12	24	24	4.29	4.234	4.286	25.15	4.267	
2.08	1.318	50	23	46	46	4.90	4.76	4.896	30.80	4.775	
4.16	1.619	50	31	62	62	5.31	5.286	5.332	31.35	5.282	
8.32	1.920	50	38	76	76	5.71	5.812	5.664	25.15	5.789	
Y = 2.552567 + 1.685872 X LOG LD <sub>50</sub> IS 1.451731 LD <sub>50</sub> IS 2.82964					CHI-SQUARED IS 1.344238 WITH 3 DEGREES OF FREEDOM NO SIG HETEROGENEITY 95% CONF LIMITS ARE 2.22512 TO 3.598396						

**Appendix Table 148**

Calculation of log/ Probit regression line for the dose mortality experiment in which *A. diaperinus* 10 days old larvae were exposed to the filter paper treated with different concentrations of Thiodicarb (Exposure period= 48h).

<b>Dose µg/cm<sup>2</sup></b>	<b>Log dose</b>	<b># used</b>	<b># Kill</b>	<b>% Kill</b>	<b>Corr. %</b>	<b>Emp. probit</b>	<b>Expt probit</b>	<b>Work probit</b>	<b>Weight</b>	<b>Final probit</b>	
4.14	0.616	50	3	6	6	3.45	3.395	3.466	10.40	3.372	
8.28	0.918	50	8	16	16	4.01	4.008	3.996	21.95	3.987	
16.56	1.219	50	16	32	32	4.53	4.622	4.524	30.05	4.602	
33.12	1.520	50	29	58	58	5.20	5.235	5.228	31.35	5.217	
66.24	1.821	50	41	82	82	5.92	5.848	5.868	25.15	5.832	
Y = 2.112729 + 2.042577 X LOG LD <sub>50</sub> IS 1.413544 LD <sub>50</sub> IS 25.91454					CHI-SQUARED IS .313057 WITH 3 DEGREES OF FREEDOM NO SIG HETEROGENEITY 95% CONF LIMITS ARE 21.02217 TO 31.94547						

**Appendix Table 149**

Calculation of log/ Probit regression line for the dose mortality experiment in which *A. diaperinus* 20 days old larvae were exposed to the filter paper treated with different concentrations of Thiodicarb (Exposure period= 48h).

<b>Dose µg/cm<sup>2</sup></b>	<b>Log dose</b>	<b># used</b>	<b># Kill</b>	<b>% Kill</b>	<b>Corr. %</b>	<b>Emp. probit</b>	<b>Expt probit</b>	<b>Work probit</b>	<b>Weight</b>	<b>Final probit</b>
6.63	0.821	50	2	4	4	3.25	3.235	3.248	9.00	3.211
13.26	1.122	50	7	14	14	3.92	3.847	3.924	18.50	3.832
26.52	1.423	50	11	22	22	4.23	4.458	4.240	27.90	4.454
53.04	1.724	50	30	60	60	5.25	5.069	5.25	31.85	5.075
106.08	2.025	50	37	74	74	5.64	5.680	5.640	27.90	5.697
Y = 1.51488 + 2.064753 X LOG LD <sub>50</sub> IS 1.687912 LD <sub>50</sub> IS 48.74291					CHI-SQUARED IS 2.50544 WITH 3 DEGREES OF FREEDOM NO SIG HETEROGENEITY 95% CONF LIMITS ARE 39.27673 TO 60.49057					

**Appendix Table 150**

Calculation of log/ Probit regression line for the dose mortality experiment in which *A. diaperinus* 30 days old larvae were exposed to the filter paper treated with different concentrations of Thiodicarb (Exposure period= 48h).

<b>Dose µg/cm<sup>2</sup></b>	<b>Log dose</b>	<b># used</b>	<b># Kill</b>	<b>% Kill</b>	<b>Corr. %</b>	<b>Emp. probit</b>	<b>Expt probit</b>	<b>Work probit</b>	<b>Weight</b>	<b>Final probit</b>
8.29	0.918	50	4	8	8	3.59	3.734	3.604	16.80	3.796
16.58	1.219	50	13	26	26	4.36	4.270	4.354	25.15	4.309
33.16	1.520	50	24	48	48	4.95	4.806	4.968	31.35	4.821
66.32	1.821	50	32	64	64	5.36	5.342	5.344	30.80	5.332
132.64	2.123	50	39	78	78	5.77	5.878	95.732	25.15	5.845
Y = 2.234448 + 1.700978 X LOG LD <sub>50</sub> IS 1.625861 LD <sub>50</sub> IS 42.2533					CHI-SQUARED IS 1.679077 WITH 3 DEGREES OF FREEDOM NO SIG HETEROGENEITY 95% CONF LIMITS ARE 33.38719 TO 53.47384					

**Appendix Table 151**

Calculation of log/ Probit regression line for the dose mortality experiment in which *A. diaperinus* 40 days old larvae were exposed to the filter paper treated with different concentrations of Thiodicarb (Exposure period= 48h).

<b>Dose µg/cm<sup>2</sup></b>	<b>Log dose</b>	<b># used</b>	<b># Kill</b>	<b>% Kill</b>	<b>Corr. %</b>	<b>Emp. probit</b>	<b>Expt probit</b>	<b>Work probit</b>	<b>Weight</b>	<b>Final probit</b>
9.95	0.998	50	2	4	4	3.25	3.363	3.254	10.40	3.436
19.90	1.298	50	8	16	16	4.01	3.965	4.016	20.25	4.014
39.80	1.600	50	19	38	38	4.69	4.568	4.684	29.05	4.592
79.60	1.901	50	30	60	60	5.25	5.170	5.24	31.70	5.171
159.2	2.202	50	37	74	74	5.64	5.772	5.638	26.60	5.750
Y = 1.518883 + 1.921369 X LOG LD <sub>50</sub> IS 1.81179 LD <sub>50</sub> IS 64.83203					CHI-SQUARED IS 1.067146 WITH 3 DEGREES OF FREEDOM NO SIG HETEROGENEITY 95% CONF LIMITS ARE 51.83288 TO 81.09123					

**Appendix Table 152**

Calculation of log/ Probit regression line for the dose mortality experiment in which *A. diaperinus* adults were exposed to the filter paper treated with different concentrations of Thiodicarb (Exposure period= 48h).

<b>Dose µg/cm<sup>2</sup></b>	<b>Log dose</b>	<b># used</b>	<b># Kill</b>	<b>% Kill</b>	<b>Corr. %</b>	<b>Emp. probit</b>	<b>Expt probit</b>	<b>Work probit</b>	<b>Weight</b>	<b>Final probit</b>
53.04	1.724	50	4	8	8	3.59	3.694	3.596	15.10	3.736
106.08	2.025	50	13	26	26	4.36	4.288	4.354	25.15	4.315
212.16	2.326	50	23	46	46	4.90	4.882	4.916	31.15	4.895
424.32	2.627	50	37	74	74	5.64	5.476	5.618	30.05	5.475
848.64	2.928	50	41	82	82	5.93	6.069	5.882	21.95	63.054
Y = .4159141 + 1.925299 X LOG LD <sub>50</sub> IS 2.380974 LD <sub>50</sub> IS 240.4216					CHI-SQUARED IS 1.614868 WITH 3 DEGREES OF FREEDOM NO SIG HETEROGENEITY 95% CONF LIMITS ARE 194.7059 TO 296.8713					

**Appendix Table 153**

Calculation of log/ Probit regression line for the dose mortality experiment in which *A. diaperinus* 1 day old larvae were exposed to the filter paper treated with different concentrations of Thiodicarb (Exposure period= 72h).

<i>Dose</i> $\mu\text{g}/\text{cm}^2$	<i>Log dose</i>	<i># used</i>	<i># Kill</i>	<i>% Kill</i>	<i>Corr. %</i>	<i>Emp. probit</i>	<i>Expt probit</i>	<i>Work probit</i>	<i>Weight</i>	<i>Final probit</i>
0.52	0.716	50	6	12	12	3.82	3.889	3.822	18.50	3.907
1.04	1.017	50	15	30	30	4.48	4.444	4.48	27.90	4.457
2.08	1.318	50	27	54	54	5.10	5.00	5.10	31.85	5.006
4.16	1.619	50	35	70	70	5.52	5.556	5.50	29.05	5.556
8.32	1.920	50	43	86	86	6.08	6.112	6.086	20.25	6.107
Y = 2.598434 + 1.82706 X LOG LD <sub>50</sub> IS 1.314443 LD <sub>50</sub> IS 2.062731					CHI-SQUARED IS .5270462 WITH 3 DEGREES OF FREEDOM NO SIG HETEROGENEITY 95% CONF LIMITS ARE 1.657253 TO 2.567418					

**Appendix Table 154**

Calculation of log/ Probit regression line for the dose mortality experiment in which *A. diaperinus* 10 days old larvae were exposed to the filter paper treated with different concentrations of Thiodicarb (Exposure period= 72h).

<i>Dose</i> $\mu\text{g}/\text{cm}^2$	<i>Log dose</i>	<i># used</i>	<i># Kill</i>	<i>% Kill</i>	<i>Corr. %</i>	<i>Emp. probit</i>	<i>Expt probit</i>	<i>Work probit</i>	<i>Weight</i>	<i>Final probit</i>
4.14	0.617	50	8	16	16	4.01	3.847	4.026	18.50	3.835
8.28	0.918	50	14	28	28	4.42	4.418	4.42	27.90	4.413
16.56	1.219	50	22	44	44	4.85	4.990	4.84	31.70	4.990
33.12	1.520	50	33	66	66	5.41	5.560	5.388	29.05	5.568
66.24	1.821	50	47	94	94	6.55	6.132	6.454	20.25	6.145
Y = 2.651138 + 1.918791 X LOG LD <sub>50</sub> IS 1.224137 LD <sub>50</sub> IS 16.75469					CHI-SQUARED IS 4.259308 WITH 3 DEGREES OF FREEDOM NO SIG HETEROGENEITY 95% CONF LIMITS ARE 13.60276 TO 20.63697					

**Appendix Table 155**

Calculation of log/ Probit regression line for the dose mortality experiment in which *A. diaperinus* 20 days old larvae were exposed to the filter paper treated with different concentrations of Thiodicarb (Exposure period= 72h).

<i>Dose</i> $\mu\text{g}/\text{cm}^2$	<i>Log dose</i>	<i># used</i>	<i># Kill</i>	<i>% Kill</i>	<i>Corr. %</i>	<i>Emp. probit</i>	<i>Expt probit</i>	<i>Work probit</i>	<i>Weight</i>	<i>Final probit</i>
6.63	0.821	50	4	8	8	3.59	3.456	3.63	11.90	3.409
13.26	1.122	50	9	18	18	4.08	4.118	4.094	23.55	4.082
26.52	1.423	50	16	32	32	4.53	4.78	4.532	30.80	4.756
53.04	1.725	50	35	70	70	5.52	5.542	5.51	30.05	5.429
106.08	2.026	50	44	88	88	6.18	6.104	6.178	20.25	6.102
Y = 1.572203 + 2.236188 X LOG LD <sub>50</sub> IS 1.532875 LD <sub>50</sub> IS 34.10949					CHI-SQUARED IS 2.438378 WITH 3 DEGREES OF FREEDOM NO SIG HETEROGENEITY 95% CONF LIMITS ARE 28.24704 TO 41.18863					

**Appendix Table 156**

Calculation of log/ Probit regression line for the dose mortality experiment in which *A. diaperinus* 30 days old larvae were exposed to the filter paper treated with different concentrations of Thiodicarb (Exposure period= 72h).

<i>Dose</i> $\mu\text{g}/\text{cm}^2$	<i>Log dose</i>	<i># used</i>	<i># Kill</i>	<i>% Kill</i>	<i>Corr. %</i>	<i>Emp. probit</i>	<i>Expt probit</i>	<i>Work probit</i>	<i>Weight</i>	<i>Final probit</i>
8.29	0.918	50	7	14	14	3.92	3.962	3.924	20.25	3.978
16.58	1.220	50	18	36	36	4.64	4.534	4.628	29.05	4.536
33.16	1.521	50	26	52	52	5.05	5.106	5.04	31.70	5.093
66.32	1.822	50	37	74	74	5.64	5.678	5.640	27.90	5.651
132.64	2.123	50	45	90	90	6.28	6.250	6.23	18.50	6.208
Y = 2.27656 + 1.852337 X LOG LD <sub>50</sub> IS 1.470273 LD <sub>50</sub> IS 29.53064					CHI-SQUARED IS .4083328 WITH 3 DEGREES OF FREEDOM NO SIG HETEROGENEITY 95% CONF LIMITS ARE 23.77096 TO 36.68587					

**Appendix Table 157**

Calculation of log/ Probit regression line for the dose mortality experiment in which *A. diaperinus* 40 days old larvae were exposed to the filter paper treated with different concentrations of Thiodicarb (Exposure period= 72h).

<b>Dose µg/cm<sup>2</sup></b>	<b>Log dose</b>	<b># used</b>	<b># Kill</b>	<b>% Kill</b>	<b>Corr. %</b>	<b>Emp. probit</b>	<b>Expt probit</b>	<b>Work probit</b>	<b>Weight</b>	<b>Final probit</b>
9.95	0.998	50	3	6	6	3.45	3.548	3.442	13.45	3.611
19.90	1.298	50	13	26	26	4.36	4.214	4.354	25.15	4.243
39.80	1.599	50	24	48	48	4.95	4.88	4.968	31.35	4.875
79.60	1.901	50	32	64	64	5.36	5.546	5.332	29.05	5.507
159.20	2.202	50	45	90	90	6.28	6.212	6.230	18.50	6.140
Y = 1.515381 + 2.100104 X LOG LD <sub>50</sub> IS 1.659261 LD <sub>50</sub> IS 45.63106					CHI-SQUARED IS 2.007889 WITH 3 DEGREES OF FREEDOM NO SIG HETEROGENEITY 95% CONF LIMITS ARE 37.41027 TO 55.65839					

**Appendix Table 158**

Calculation of log/ Probit regression line for the dose mortality experiment in which *A. diaperinus* adults were exposed to the filter paper treated with different concentrations of Thiodicarb (Exposure period= 72h).

<b>Dose µg/cm<sup>2</sup></b>	<b>Log dose</b>	<b># used</b>	<b># Kill</b>	<b>% Kill</b>	<b>Corr. %</b>	<b>Emp. probit</b>	<b>Expt probit</b>	<b>Work probit</b>	<b>Weight</b>	<b>Final probit</b>
26.52	1.424	50	6	12	12	3.82	3.73	3.836	16.80	3.710
53.04	1.725	50	12	24	24	4.29	4.278	4.286	25.15	4.261
106.08	2.026	50	19	38	38	4.69	4.826	4.708	31.35	4.812
212.16	2.326	50	30	60	60	5.25	5.374	5.24	30.80	5.363
424.32	2.628	50	43	86	86	6.08	5.922	6.098	23.55	5.914
Y = 1.104191 + 1.830575 X LOG LD <sub>50</sub> IS 2.128189 LD <sub>50</sub> IS 134.3348					CHI-SQUARED IS 1.884491 WITH 3 DEGREES OF FREEDOM NO SIG HETEROGENEITY 95% CONF LIMITS ARE 107.7459 TO 167.4852					

**Appendix Table 159**

Calculation of log/ Probit regression line for the dose mortality experiment in which *A. diaperinus* 1 day old larvae were exposed to the treated flour medium with different concentrations of Thiodicarb (Exposure period= 24h).

<b>Dose ppm</b>	<b>Log dose</b>	<b># used</b>	<b># Kill</b>	<b>% Kill</b>	<b>Corr. %</b>	<b>Emp. probit</b>	<b>Expt probit</b>	<b>Work probit</b>	<b>Weight</b>	<b>Final probit</b>
3	0.477	50	4	8	8	3.59	3.600	3.596	15.10	3.630
6	0.778	50	11	22	22	4.23	4.220	4.218	25.15	4.230
12	1.079	50	24	48	48	4.95	4.84	4.968	31.35	4.830
24	1.380	50	30	60	60	5.25	5.46	5.24	30.05	5.429
48	1.681	50	44	88	88	6.18	6.08	6.128	21.95	6.029
Y = 2.679973 + 1.991992 X LOG LD <sub>50</sub> IS 1.164677 LD <sub>50</sub> IS 14.6109					CHI-SQUARED IS 1.91375 WITH 3 DEGREES OF FREEDOM NO SIG HETEROGENEITY 95% CONF LIMITS ARE 11.90388 TO 17.93351					

**Appendix Table 160**

Calculation of log/ Probit regression line for the dose mortality experiment in which *A. diaperinus* 10 days old larvae were exposed to the treated flour medium with different concentrations of Thiodicarb (Exposure period= 24h).

<b>Dose ppm</b>	<b>Log dose</b>	<b># used</b>	<b># Kill</b>	<b>% Kill</b>	<b>Corr. %</b>	<b>Emp. probit</b>	<b>Expt probit</b>	<b>Work probit</b>	<b>Weight</b>	<b>Final probit</b>
4	0.602	50	2	4	4	3.25	3.308	3.254	10.40	3.334
8	0.903	50	8	16	16	4.01	3.972	4.016	20.25	3.991
16	1.204	50	19	38	38	4.69	4.636	4.686	30.05	4.648
32	1.505	50	31	62	62	5.31	5.300	5.292	30.80	5.305
64	1.806	50	41	82	82	5.92	5.964	5.946	23.55	5.962
Y = 2.020559 + 2.18236 X LOG LD <sub>50</sub> IS 1.365238 LD <sub>50</sub> IS 23.18666					CHI-SQUARED IS .1335068 WITH 3 DEGREES OF FREEDOM NO SIG HETEROGENEITY 95% CONF LIMITS ARE 19.06536 TO 28.19884					

**Appendix Table 161**

Calculation of log/ Probit regression line for the dose mortality experiment in which *A. diaperinus* 20 days old larvae were exposed to the treted flour medium with different concentrations of Thiodicarb (Exposure period= 24h).

<b>Dose ppm</b>	<b>Log dose</b>	<b># used</b>	<b># Kill</b>	<b>% Kill</b>	<b>Corr. %</b>	<b>Emp. probit</b>	<b>Expt probit</b>	<b>Work probit</b>	<b>Weight</b>	<b>Final probit</b>
6	0.778	50	7	14	14	3.92	3.776	3.952	16.80	3.781
12	1.079	50	13	26	26	4.36	4.424	4.36	27.90	4.407
24	1.380	50	24	48	48	4.95	5.072	4.95	31.85	5.033
48	1.681	50	36	72	72	5.58	5.720	5.574	26.60	5.658
96	1.982	50	47	94	94	6.55	6.368	6.482	16.80	6.284
Y = 2.164383 + 2.078206 X LOG LD <sub>50</sub> IS 1.364454 LD <sub>50</sub> IS 23.14485					CHI-SQUARED IS 1.616318 WITH 3 DEGREES OF FREEDOM NO SIG HETEROGENEITY 95% CONF LIMITS ARE 18.97993 TO 28.2237					

**Appendix Table 162**

Calculation of log/ Probit regression line for the dose mortality experiment in which *A. diaperinus* 30 days old larvae were exposed to the treted flour medium with different concentrations of Thiodicarb (Exposure period= 24h).

<b>Dose ppm</b>	<b>Log dose</b>	<b># used</b>	<b># Kill</b>	<b>% Kill</b>	<b>Corr. %</b>	<b>Emp. probit</b>	<b>Expt probit</b>	<b>Work probit</b>	<b>Weight</b>	<b>Final probit</b>
6	0.778	50	4	8	8	3.59	3.542	3.596	13.45	3.539
12	1.079	50	10	20	20	4.16	4.185	4.17	23.55	4.180
24	1.380	50	21	42	42	4.80	4.828	4.812	31.35	4.820
48	1.681	50	33	66	66	5.41	5.471	5.402	30.05	5.461
96	1.982	50	44	88	88	6.18	6.114	6.178	20.25	6.102
Y = 1.883211 + 2.128352 X LOG LD <sub>50</sub> IS 1.464415 LD <sub>50</sub> IS 29.13497					CHI-SQUARED IS .270401 WITH 3 DEGREES OF FREEDOM NO SIG HETEROGENEITY 95% CONF LIMITS ARE 23.96303 TO 35.42317					

**Appendix Table 163**

Calculation of log/ Probit regression line for the dose mortality experiment in which *A. diaperinus* 40 days old larvae were exposed to the treted flour medium with different concentrations of Thiodicarb (Exposure period= 24h).

<b>Dose ppm</b>	<b>Log dose</b>	<b># used</b>	<b># Kill</b>	<b>% Kill</b>	<b>Corr. %</b>	<b>Emp. probit</b>	<b>Expt probit</b>	<b>Work probit</b>	<b>Weight</b>	<b>Final probit</b>
8	0.903	50	2	4	4	3.25	3.312	3.254	10.40	3.362
16	1.204	50	8	16	16	4.01	3.956	4.016	20.25	3.986
32	1.505	50	18	36	36	4.64	4.60	4.632	30.05	4.611
64	1.806	50	30	60	60	5.25	5.244	5.28	31.35	5.235
128	2.107	50	40	80	80	5.85	5.887	5.80	25.15	5.860
Y = 1.487543 + 2.075114 X LOG LD <sub>50</sub> IS 1.692657 LD <sub>50</sub> IS 49.27849					CHI-SQUARED IS .3044739 WITH 3 DEGREES OF FREEDOM NO SIG HETEROGENEITY 95% CONF LIMITS ARE 40.11084 TO 60.54147					

**Appendix Table 164**

Calculation of log/ Probit regression line for the dose mortality experiment in which *A. diaperinus* adults were exposed to the treted flour medium with different concentrations of Thiodicarb (Exposure period= 24h).

<b>Dose ppm</b>	<b>Log dose</b>	<b># used</b>	<b># Kill</b>	<b>% Kill</b>	<b>Corr. %</b>	<b>Emp. probit</b>	<b>Expt probit</b>	<b>Work probit</b>	<b>Weight</b>	<b>Final probit</b>
40	1.602	50	4	8	8	3.59	3.542	3.596	13.45	3.539
80	1.903	50	10	20	20	4.16	4.185	4.17	23.55	4.180
160	2.204	50	21	42	42	4.80	4.828	4.812	31.35	4.820
320	2.505	50	33	66	66	5.41	5.471	5.402	30.05	5.461
640	2.806	50	44	88	88	6.18	6.114	6.178	20.25	6.102
Y = .1296496 + 2.128357 X LOG LD <sub>50</sub> IS 2.288315 LD <sub>50</sub> IS 194.2292					CHI-SQUARED IS .2699509 WITH 3 DEGREES OF FREEDOM NO SIG HETEROGENEITY 95% CONF LIMITS ARE 159.7505 TO 236.1495					

**Appendix Table 165**

Calculation of log/ Probit regression line for the dose mortality experiment in which *A. diaperinus* 1 day old larvae were exposed to the trested flour medium with different concentrations of Thiodicarb (Exposure period=48h).

<b>Dose ppm</b>	<b>Log dose</b>	<b># used</b>	<b># Kill</b>	<b>% Kill</b>	<b>Corr. %</b>	<b>Emp. probit</b>	<b>Expt probit</b>	<b>Work probit</b>	<b>Weight</b>	<b>Final probit</b>
1.5	0.176	50	4	8	8	3.59	3.642	3.596	15.10	3.684
3	0.477	50	13	26	26	4.36	4.249	4.354	25.15	4.266
6	0.778	50	23	46	46	4.90	4.856	4.916	31.35	4.847
12	1.079	50	30	60	60	5.25	5.463	5.24	30.05	5.428
24	1.380	50	44	88	88	6.18	6.07	6.128	21.95	6.009
Y = 3.344418 + 1.930885 X LOG LD <sub>50</sub> IS .8574213 LD <sub>50</sub> IS 7.201473					CHI-SQUARED IS 1.836662 WITH 3 DEGREES OF FREEDOM NO SIG HETEROGENEITY 95% CONF LIMITS ARE 5.831221 TO 8.893713					

**Appendix Table 166**

Calculation of log/ Probit regression line for the dose mortality experiment in which *A. diaperinus* 10 days old larvae were exposed to the trested flour medium with different concentrations of Thiodicarb (Exposure period= 48h).

<b>Dose ppm</b>	<b>Log dose</b>	<b># used</b>	<b># Kill</b>	<b>% Kill</b>	<b>Corr. %</b>	<b>Emp. probit</b>	<b>Expt probit</b>	<b>Work probit</b>	<b>Weight</b>	<b>Final probit</b>
2	0.301	50	2	4	4	3.25	3.353	3.254	10.40	3.410
4	0.602	50	10	20	20	4.16	4.016	4.16	21.95	4.048
8	0.903	50	19	38	38	4.69	4.68	4.686	30.05	4.685
16	1.204	50	31	62	62	5.31	5.343	5.292	30.80	5.323
32	1.505	50	42	84	84	5.99	6.006	5.964	21.95	5.960
Y = 2.772636 + 2.117838 X LOG LD <sub>50</sub> IS 1.051716 LD <sub>50</sub> IS 11.26461					CHI-SQUARED IS .559639 WITH 3 DEGREES OF FREEDOM NO SIG HETEROGENEITY 95% CONF LIMITS ARE 9.207493 TO 13.78133					

**Appendix Table 167**

Calculation of log/ Probit regression line for the dose mortality experiment in which *A. diaperinus* 20 days old larvae were exposed to the trested flour medium with different concentrations of Thiodicarb (Exposure period=48h).

<b>Dose ppm</b>	<b>Log dose</b>	<b># used</b>	<b># Kill</b>	<b>% Kill</b>	<b>Corr. %</b>	<b>Emp. probit</b>	<b>Expt probit</b>	<b>Work probit</b>	<b>Weight</b>	<b>Final probit</b>
3	0.477	50	7	14	14	3.92	3.878	3.924	18.50	3.877
6	0.778	50	15	30	30	4.48	4.454	4.48	27.90	4.447
12	1.079	50	24	48	48	4.95	5.03	4.95	31.85	5.017
24	1.380	50	35	70	70	5.52	5.606	5.52	27.90	5.588
48	1.681	50	45	90	90	6.28	6.182	6.27	20.25	6.158
Y = 2.973384 + 1.894238 X LOG LD <sub>50</sub> IS 1.069885 LD <sub>50</sub> IS 11.74585					CHI-SQUARED IS .5977096 WITH 3 DEGREES OF FREEDOM NO SIG HETEROGENEITY 95% CONF LIMITS ARE 9.500711 TO 14.52155					

**Appendix Table 168**

Calculation of log/ Probit regression line for the dose mortality experiment in which *A. diaperinus* 30 days old larvae were exposed to the trested flour medium with different concentrations of Thiodicarb (Exposure period= 48h).

<b>Dose ppm</b>	<b>Log dose</b>	<b># used</b>	<b># Kill</b>	<b>% Kill</b>	<b>Corr. %</b>	<b>Emp. probit</b>	<b>Expt probit</b>	<b>Work probit</b>	<b>Weight</b>	<b>Final probit</b>
3	0.477	50	5	10	10	3.72	3.730	3.72	16.80	3.746
6	0.778	50	13	26	26	4.36	4.313	4.362	26.60	4.318
12	1.079	50	22	44	44	4.85	4.896	4.864	31.35	4.889
24	1.380	50	34	68	68	5.47	5.479	5.456	30.05	5.462
48	1.681	50	43	86	86	6.08	6.061	6.046	21.95	6.034
Y = 2.838545 + 1.900944 X LOG LD <sub>50</sub> IS 1.137043 LD <sub>50</sub> IS 13.71017					CHI-SQUARED IS 8.792114 WITH 3 DEGREES OF FREEDOM NO SIG HETEROGENEITY 95% CONF LIMITS ARE 11.09856 TO 16.93631					

**Appendix Table 169**

Calculation of log/ Probit regression line for the dose mortality experiment in which *A. diaperinus* 40 days old larvae were exposed to the trested flour medium with different concentrations of Thiodicarb (Exposure period= 48h).

<b>Dose ppm</b>	<b>Log dose</b>	<b># used</b>	<b># Kill</b>	<b>% Kill</b>	<b>Corr. %</b>	<b>Emp. probit</b>	<b>Expt probit</b>	<b>Work probit</b>	<b>Weight</b>	<b>Final probit</b>
4	0.602	50	3	6	6	3.45	3.488	3.45	11.90	3.498
8	0.903	50	10	20	20	4.16	4.102	4.17	23.55	4.110
16	1.204	50	19	38	38	4.69	4.716	4.688	30.80	4.723
32	1.505	50	32	64	64	5.36	5.330	5.344	30.80	5.335
64	1.806	50	41	82	82	5.92	5.944	5.946	23.55	5.947
Y = 2.274583 + 2.03325 X LOG LD <sub>50</sub> IS 1.340424 LD <sub>50</sub> IS 21.899					CHI-SQUARED IS .1508026 WITH 3 DEGREES OF FREEDOM NO SIG HETEROGENEITY 95% CONF LIMITS ARE 17.8457 TO 26.87291					

**Appendix Table 170**

Calculation of log/ Probit regression line for the dose mortality experiment in which *A. diaperinus* adults were exposed to the trested flour medium with different concentrations of Thiodicarb (Exposure period= 48h).

<b>Dose ppm</b>	<b>Log dose</b>	<b># used</b>	<b># Kill</b>	<b>% Kill</b>	<b>Corr. %</b>	<b>Emp. probit</b>	<b>Expt probit</b>	<b>Work probit</b>	<b>Weight</b>	<b>Final probit</b>
20	1.301	50	4	8	8	3.59	3.612	3.596	15.10	3.634
40	1.602	50	13	26	26	4.36	4.230	4.354	25.15	4.232
80	1.903	50	20	40	40	4.75	4.848	4.76	31.35	4.831
160	2.204	50	32	64	64	5.36	5.466	5.348	30.05	5.430
320	2.505	50	44	88	88	6.18	6.084	6.128	21.95	6.028
Y = 1.046289 + 1.988735 X LOG LD <sub>50</sub> IS 1.988053 LD <sub>50</sub> IS 97.28661					CHI-SQUARED IS .9699859 WITH 3 DEGREES OF FREEDOM NO SIG HETEROGENEITY 95% CONF LIMITS ARE 79.23762 TO 119.4468					

**Appendix Table 171**

Calculation of log/ Probit regression line for the dose mortality experiment in which *A. diaperinus* 1 day old larvae were exposed to the trested flour medium with different concentrations of Thiodicarb (Exposure period= 72h).

<b>Dose ppm</b>	<b>Log dose</b>	<b># used</b>	<b># Kill</b>	<b>% Kill</b>	<b>Corr. %</b>	<b>Emp. probit</b>	<b>Expt probit</b>	<b>Work probit</b>	<b>Weight</b>	<b>Final probit</b>
1.5	0.176	50	8	16	16	4.01	3.912	4.016	20.25	3.895
3	0.477	50	16	32	32	4.53	4.541	4.516	29.05	4.534
6	0.778	50	27	54	54	5.10	5.169	5.09	31.70	5.173
12	1.079	50	38	76	76	5.71	5.799	5.702	26.60	5.812
24	1.380	50	48	96	96	6.75	6.427	6.692	15.10	6.451
Y = 3.521596 + 2.122319 X LOG LD <sub>50</sub> IS .6965985 LD <sub>50</sub> IS 4.972771					CHI-SQUARED IS 1.722702 WITH 3 DEGREES OF FREEDOM NO SIG HETEROGENEITY 95% CONF LIMITS ARE 4.097325 TO 6.035267					

**Appendix Table 172**

Calculation of log/ Probit regression line for the dose mortality experiment in which *A. diaperinus* 10 days old larvae were exposed to the trested flour medium with different concentrations of Thiodicarb (Exposure period= 72h).

<b>Dose ppm</b>	<b>Log dose</b>	<b># used</b>	<b># Kill</b>	<b>% Kill</b>	<b>Corr. %</b>	<b>Emp. probit</b>	<b>Expt probit</b>	<b>Work probit</b>	<b>Weight</b>	<b>Final probit</b>
2	0.301	50	6	12	12	3.82	3.768	3.836	16.80	3.791
4	0.602	50	14	28	28	4.42	4.396	4.426	26.60	4.395
8	0.903	50	24	48	48	4.95	5.024	4.95	31.85	4.999
16	1.204	50	35	70	70	5.52	5.652	5.52	27.90	5.603
32	1.505	50	46	92	92	6.41	6.280	6.332	18.50	6.207
Y = 3.18757 + 2.005992 X LOG LD <sub>50</sub> IS .9035078 LD <sub>50</sub> IS 8.0077					CHI-SQUARED IS .6172256 WITH 3 DEGREES OF FREEDOM NO SIG HETEROGENEITY 95% CONF LIMITS ARE 6.529538 TO 9.820488					



**Appendix Table 173**

Calculation of log/ Probit regression line for the dose mortality experiment in which *A. diaperinus* 20 days old larvae were exposed to the trested flour medium with different concentrations of Thiodicarb (Exposure period= 72h).

<b>Dose ppm</b>	<b>Log dose</b>	<b># used</b>	<b># Kill</b>	<b>% Kill</b>	<b>Corr. %</b>	<b>Emp. probit</b>	<b>Expt probit</b>	<b>Work probit</b>	<b>Weight</b>	<b>Final probit</b>
3	0.477	50	8	16	16	4.01	3.935	4.016	20.25	3.935
6	0.778	50	19	38	38	4.69	4.570	4.684	29.05	4.578
12	1.079	50	25	50	50	5.00	5.206	5.02	31.55	5.220
24	1.380	50	39	78	78	5.77	5.841	5.732	25.15	5.863
48	1.681	50	49	98	98	7.05	6.477	6.826	15.10	6.506
Y = 2.916174 + 2.135059 X LOG LD <sub>50</sub> IS .9760039 LD <sub>50</sub> IS 9.462456				CHI-SQUARED IS 3.700798 WITH 3 DEGREES OF FREEDOM NO SIG HETEROGENEITY 95% CONF LIMITS ARE 7.784018 TO 11.50281						

**Appendix Table 174**

Calculation of log/ Probit regression line for the dose mortality experiment in which *A. diaperinus* 30 days old larvae were exposed to the trested flour medium with different concentrations of Thiodicarb (Exposure period= 72h).

<b>Dose ppm</b>	<b>Log dose</b>	<b># used</b>	<b># Kill</b>	<b>% Kill</b>	<b>Corr. %</b>	<b>Emp. probit</b>	<b>Expt probit</b>	<b>Work probit</b>	<b>Weight</b>	<b>Final probit</b>
3	0.477	50	6	12	12	3.82	3.803	3.822	18.50	3.802
6	0.778	50	17	34	34	4.59	4.442	4.60	27.90	4.445
12	1.079	50	23	46	46	4.90	5.082	4.90	31.85	5.088
24	1.380	50	37	74	74	5.64	5.722	5.638	26.60	5.731
48	1.681	50	48	96	96	6.75	6.361	6.598	16.80	6.374
Y = 2.783058 + 2.135815 X LOG LD <sub>50</sub> IS 1.037984 LD <sub>50</sub> IS 10.914				CHI-SQUARED IS 2.876251 WITH 3 DEGREES OF FREEDOM NO SIG HETEROGENEITY 95% CONF LIMITS ARE 9.006011 TO 13.22622						

**Appendix Table 175**

Calculation of log/ Probit regression line for the dose mortality experiment in which *A. diaperinus* 40 days old larvae were exposed to the trested flour medium with different concentrations of Thiodicarb (Exposure period= 72h).

<b>Dose ppm</b>	<b>Log dose</b>	<b># used</b>	<b># Kill</b>	<b>% Kill</b>	<b>Corr. %</b>	<b>Emp. probit</b>	<b>Expt probit</b>	<b>Work probit</b>	<b>Weight</b>	<b>Final probit</b>
4	0.602	50	5	10	10	3.72	3.724	3.72	16.80	3.725
8	0.903	50	14	28	28	4.42	4.326	4.426	26.60	4.320
16	1.204	50	21	42	42	4.80	4.928	4.79	31.70	4.915
32	1.505	50	35	70	70	5.52	5.530	5.50	29.05	5.510
64	1.806	50	44	88	88	6.18	6.132	6.178	20.25	6.105
Y = 2.53434 + 1.976849 X LOG LD <sub>50</sub> IS 1.247268 LD <sub>50</sub> IS 17.67127				CHI-SQUARED IS .9054794 WITH 3 DEGREES OF FREEDOM NO SIG HETEROGENEITY 95% CONF LIMITS ARE 14.39617 TO 21.69144						

**Appendix Table 176**

Calculation of log/ Probit regression line for the dose mortality experiment in which *A. diaperinus* adults were exposed to the trested flour medium with different concentrations of Thiodicarb (Exposure period= 72h).

<b>Dose ppm</b>	<b>Log dose</b>	<b># used</b>	<b># Kill</b>	<b>% Kill</b>	<b>Corr. %</b>	<b>Emp. probit</b>	<b>Expt probit</b>	<b>Work probit</b>	<b>Weight</b>	<b>Final probit</b>
10	0.999	50	3	6	6	3.45	3.634	3.462	15.10	3.724
20	1.301	50	14	28	28	4.42	4.197	4.474	23.55	4.252
40	1.602	50	20	40	40	4.75	4.76	4.74	30.80	4.781
80	1.903	50	33	66	66	5.41	5.323	5.396	30.80	5.310
160	2.204	50	39	78	78	5.77	5.886	5.732	25.15	5.838
Y = 1.967546 + 1.756125 X LOG LD <sub>50</sub> IS 1.726788 LD <sub>50</sub> IS 53.3074				CHI-SQUARED IS 2.757515 WITH 3 DEGREES OF FREEDOM NO SIG HETEROGENEITY 95% CONF LIMITS ARE 42.26462 TO 67.23539						

**Appendix Table 177**Effect of Thiodicarb with Azadirachtin 1:3 on *A. diaperinus* 40 days old larvae after 72 h exposure to treated filter paper.

Dose ( $\mu\text{g}/\text{cm}^2$ )	Log dose	#U	Kill	% Kill	% Cr	E. Pr	Ex. Pr	Wk. Por	Weight	P. Pro
1.244	0.09481936	50	1	2	2	2.95	2.996106	2.9448	5.5	3.044012
2.487	0.3956717	50	3	6	6	3.45	3.434862	3.45	11.9	3.465644
4.975	0.6967858	50	7	14	14	3.92	3.874	3.924	18.5	3.887644
9.95	0.9978127	50	13	26	26	4.36	4.313011	4.362	26.6	4.309521
19.9	1.29884	50	19	38	38	4.69	4.752022	4.688	30.8	4.731398
Y = 2.911126 + 1.40146 X LOG LD <sub>50</sub> IS 1.490498 LD <sub>50</sub> IS 30.93842				CHI-SQUARED IS 0.2131462 WITH 3 DEGREES OF FREEDOM NO SIG HETEROGENEITY 95% CONF LIMITS ARE 16.52828 TO 57.91199						

**Appendix Table 178**Effect of Thiodicarb with Azadirachtin 1:7 on *A. diaperinus* 40 days old larvae after 72 h exposure to treated filter paper.

Dose ( $\mu\text{g}/\text{cm}^2$ )	Log dose	#U	Kill	% Kill	% Cr	E. Pr	Ex. Pr	Wk. Por	Weight	P. Pro
2.4875	0.395759	50	2	4	4	3.25	3.251	3.248	9	3.25072
4.975	0.6967858	50	5	10	10	3.72	3.712	3.72	16.8	3.712314
9.95	0.9978127	50	10	20	20	4.16	4.174	4.17	23.55	4.173907
19.9	1.29884	50	18	36	36	4.64	4.635999	4.632	30.05	4.6355
39.8	1.599866	50	27	54	54	5.1	5.097998	5.1	31.85	5.097094
Y = 2.643865 + 1.533396 X LOG LD <sub>50</sub> IS 1.536547 LD <sub>50</sub> IS 34.39911				CHI-SQUARED IS 2.288818E-03 WITH 3 DEGREES OF FREEDOM NO SIG HETEROGENEITY 95% CONF LIMITS ARE 23.2142 TO 50.97306						

**Appendix Table 179**Effect of Thiodicarb with Azadirachtin 1:10 on *A. diaperinus* 40 days old larvae after 72 h exposure to treated filter paper.

Dose ( $\mu\text{g}/\text{cm}^2$ )	Log dose	#U	Kill	% Kill	% Cr	E. Pr	Ex. Pr	Wk. Por	Weight	P. Pro
3.421	0.5341475	50	3	6	6	3.45	3.370026	3.466	10.4	3.337436
6.841	0.8351109	50	5	10	10	3.72	3.791965	3.72	16.8	3.770335
13.682	1.136138	50	10	20	20	4.16	4.213993	4.15	25.15	4.203326
27.363	1.437149	50	18	36	36	4.64	4.635999	4.632	30.05	4.636293
54.725	1.738168	50	27	54	54	5.1	5.058016	5.1	31.85	5.069271
Y = 2.56913 + 1.438378 X LOG LD <sub>50</sub> IS 1.690008 LD <sub>50</sub> IS 37.35262				CHI-SQUARED IS .3166428 WITH 3 DEGREES OF FREEDOM NO SIG HETEROGENEITY 95% CONF LIMITS ARE 31.99662 TO 74.97436						

**Appendix Table 180**Effect of Thiodicarb with Azadirachtin 1:15 on *A. diaperinus* 40 days old larvae after 72 h exposure to treated filter paper.

Dose ( $\mu\text{g}/\text{cm}^2$ )	Log dose	#U	Kill	% Kill	% Cr	E. Pr	Ex. Pr	Wk. Por	Weight	P. Pro
4.975	0.6967858	50	5	10	10	3.72	3.625998	3.73	15.1	3.590455
9.95	0.9978127	50	8	16	16	4.01	4.064999	3.996	21.95	4.036409
19.9	1.29884	50	14	28	28	4.42	4.504	4.404	29.05	4.482362
39.8	1.599866	50	23	46	46	4.9	4.943	4.89	31.7	4.928315
79.6	1.900894	50	34	68	68	5.47	5.382001	5.448	30.8	5.374269
Y = 2.558208 + 1.481441 X LOG LD <sub>50</sub> IS 1.648255 LD <sub>50</sub> IS 44.48923				CHI-SQUARED IS .7223282 WITH 3 DEGREES OF FREEDOM NO SIG HETEROGENEITY 95% CONF LIMITS ARE 32.3543 TO 61.17553						

**Appendix Table 181**Effect of Thiodicarb with Azadirachtin on *A. diaperinus* adults after 72 h exposure to treated filter paper.

Dose ( $\mu\text{g}/\text{cm}^2$ )	Log dose	#U	Kill	% Kill	% Cr	E. Pr	Ex. Pr	Wk. Por	Weight	P. Pro
2.486	0.3955407	50	2	4	4	3.25	3.181998	3.268	7.7	3.152392
4.972	0.6965675	50	4	8	8	3.59	3.645999	3.596	15.1	3.627216
9.945	0.9975943	50	9	18	18	4.08	4.11	4.094	23.55	4.102041
19.89	1.298621	50	16	32	32	4.53	4.574001	4.516	29.05	4.576865
39.78	1.599648	50	27	54	54	5.1	5.038001	5.1	31.85	5.05169
Y = 2.528486 + 1.577349 X LOG LD <sub>50</sub> IS 1.566878 LD <sub>50</sub> IS 36.8874				CHI-SQUARED IS 0.3011894 WITH 3 DEGREES OF FREEDOM NO SIG HETEROGENEITY 95% CONF LIMITS ARE 24.69736 TO 55.09416						

**Appendix Table 182**Effect of Thiodicarb with Azadirachtin 1:4 on *A. diaperinus* adults after 72 h exposure to treated filter paper.

Dose ( $\mu\text{g}/\text{cm}^2$ )	Log dose	#U	Kill	% Kill	% Cr	E. Pr	Ex. Pr	Wk. Por	Weight	P. Pro
4.143	0.6173871	50	2	4	4	3.25	3.246	3.248	9	3.233311
8.287	0.918414	50	5	10	10	3.72	3.743001	3.72	16.8	3.737881
16.575	1.219441	50	12	24	24	4.29	4.24	4.286001	25.15	4.24245
33.15	1.520468	50	19	38	38	4.69	4.737001	4.688	30.8	4.747019
66.3	1.821495	50	30	60	60	5.25	5.234	5.28	31.35	5.251589
Y = 2.198472 + 1.67616 X LOG LD <sub>50</sub> IS 1.671397 LD <sub>50</sub> IS 46.92418				CHI-SQUARED IS 0.1875687 WITH 3 DEGREES OF FREEDOM NO SIG HETEROGENEITY 95% CONF LIMITS ARE 34.02692 TO 64.7099						

**Appendix Table 183**Effect of Thiodicarb with Azadirachtin 1:6 on *A. diaperinus* adults after 72 h exposure to treated filter paper.

Dose ( $\mu\text{g}/\text{cm}^2$ )	Log dose	#U	Kill	% Kill	% Cr	E. Pr	Ex. Pr	Wk. Por	Weight	P. Pro
5.802	0.7635137	50	3	6	6	3.45	3.462001	3.45	11.9	3.493579
11.602	1.064541	50	7	14	14	3.92	3.974001	3.924	20.25	3.991797
23.205	1.365568	50	17	34	34	4.59	4.486	4.6	27.9	4.490015
46.41	1.666594	50	25	50	50	5	4.998	4.99	31.7	4.988232
92.82	1.967621	50	34	68	68	5.47	5.51	5.444	29.05	5.48645
Y = 2.229918 + 1.65506 X LOG LD <sub>50</sub> IS 1.673705 LD <sub>50</sub> IS 47.1742				CHI-SQUARED IS 0.5055085 WITH 3 DEGREES OF FREEDOM NO SIG HETEROGENEITY 95% CONF LIMITS ARE 35.73428 TO 62.27651						

**Appendix Table 184**Effect of Thiodicarb with Azadirachtin 1:10 on *A. diaperinus* adults after 72 h exposure to treated filter paper.

Dose ( $\mu\text{g}/\text{cm}^2$ )	Log dose	#U	Kill	% Kill	% Cr	E. Pr	Ex. Pr	Wk. Por	Weight	P. Pro
9.11625	0.9598062	50	6	12	12	3.82	3.6055	3.864	15.1	3.617246
18.2325	1.260833	50	11	22	22	4.23	4.211753	4.218	25.15	4.215663
36.465	1.56186	50	19	38	38	4.69	4.818007	4.708	31.35	4.81408
72.93	1.862887	50	28	56	56	5.15	5.42426	5.132	30.05	5.412497
145.86	2.163914	50	47	94	94	6.55	6.030514	6.374	21.95	6.010914
Y = 1.709229 + 1.987919 X LOG LD <sub>50</sub> IS 1.655385 LD <sub>50</sub> IS 50.22568				CHI-SQUARED IS 6.529938 WITH 3 DEGREES OF FREEDOM NO SIG HETEROGENEITY 95% CONF LIMITS ARE 36.81307 TO 55.56076						

**Appendix Table 185**Effect of Thiodicarb with Azadirachtin 1:20 on *A. diaperinus* 40 days old larvae after 72 h exposure to treated food media.

Dose (ppm)	Log dose	#U	Kill	% Kill	% Cr	E. Pr	Ex. Pr	Wk. Por	Weight	P. Pro
5.25	0.7201518	50	1	2	2	2.95	3.034003	2.95	6.55	3.104344
10.5	1.021179	50	3	6	6	3.45	3.433002	3.45	11.9	3.475371
21	1.322206	50	8	16	16	4.01	3.832	4.026	18.5	3.846398
42	1.623233	50	10	20	20	4.16	4.230999	4.15	25.15	4.217425
84	1.924259	50	17	34	34	4.59	4.629998	4.578	30.05	4.588451
Y = 2.21673 + 1.232537 X LOG LD <sub>50</sub> IS 2.258163 LD <sub>50</sub> IS 131.2021				CHI-SQUARED IS 0.8780746 WITH 3 DEGREES OF FREEDOM NO SIG HETEROGENEITY 95% CONF LIMITS ARE 78.17998 TO 419.9823						

**Appendix Table 186**Effect of Thiodicarb with Azadirachtin 1:40 on *A. diaperinus* 40 days old larvae after 72 h exposure to treated food media.

Dose (ppm)	Log dose	#U	Kill	% Kill	% Cr	E. Pr	Ex. Pr	Wk. Por	Weight	P. Pro
10.25	1.010713	50	2	4	4	3.25	3.325998	3.254	10.4	3.380987
20.5	1.31174	50	6	12	12	3.82	3.778999	3.836	16.8	3.812297
41	1.612767	50	12	24	24	4.29	4.232	4.286001	25.15	4.243608
82	1.913794	50	20	40	40	4.75	4.685001	4.74	30.05	4.674918
164	2.214821	50	26	52	52	5.05	5.138002	5.04	31.7	5.106229
Y = 1.932839 + 1.432797 X LOG LD <sub>50</sub> IS 2.14068 LD <sub>50</sub> IS 165.2547				CHI-SQUARED IS 0.488411 WITH 3 DEGREES OF FREEDOM NO SIG HETEROGENEITY 95% CONF LIMITS ARE 91.39285 TO 209.1454						

**Appendix Table 187**Effect of Thiodicarb with Azadirachtin 1:60 on *A. diaperinus* 40 days old larvae after 72 h exposure to treated food media.

Dose (ppm)	Log dose	#U	Kill	% Kill	% Cr	E. Pr	Ex. Pr	Wk. Por	Weight	P. Pro
15.25	1.183258	50	2	4	4	3.25	3.3	3.248	9	3.329144
30.5	1.484285	50	6	12	12	3.82	3.742	3.836	16.8	3.761005
61	1.785312	50	10	20	20	4.16	4.184	4.17	23.55	4.192865
122	2.086338	50	18	36	36	4.64	4.626	4.632	30.05	4.624726
244	2.387365	50	26	52	52	5.05	5.068	5.05	31.85	5.056587
Y = 1.631614 + 1.434624 X LOG LD <sub>50</sub> IS 2.347922 LD <sub>50</sub> IS 222.8035				CHI-SQUARED IS .1688843 WITH 3 DEGREES OF FREEDOM NO SIG HETEROGENEITY 95% CONF LIMITS ARE 144.4026 TO 343.7711						

**Appendix Table 188**Effect of Thiodicarb with Azadirachtin 1:80 on *A. diaperinus* 40 days old larvae after 72 h exposure to treated food media.

Dose (ppm)	Log dose	#U	Kill	% Kill	% Cr	E. Pr	Ex. Pr	Wk. Por	Weight	P. Pro
20.25	1.306412	50	4	8	8	3.59	3.633999	3.596	15.1	3.653833
40.5	1.607439	50	8	16	16	4.01	4.01	3.996	21.95	4.020267
81	1.908465	50	15	30	30	4.48	4.386	4.49	26.6	4.386701
162	2.209492	50	20	40	40	4.75	4.762001	4.74	30.8	4.753135
324	2.510519	50	27	54	54	5.1	5.138001	5.09	31.7	5.119569
Y = 2.063564 + 1.21728 X LOG LD <sub>50</sub> IS 2.412293 LD <sub>50</sub> IS 238.4002				CHI-SQUARED IS .3797455 WITH 3 DEGREES OF FREEDOM NO SIG HETEROGENEITY 95% CONF LIMITS ARE 161.9557 TO 412.2774						

**Appendix Table 189**Effect of Thiodicarb with Azadirachtin 1:10 on *A. diaperinus* adults after 72 h exposure to treated food media.

Dose (ppm)	Log dose	#U	Kill	% Kill	% Cr	E. Pr	Ex. Pr	Wk. Por	Weight	P. Pro
13.75	1.138291	50	1	2	2	2.95	3.001999	2.95	6.55	3.035039
27.5	1.439318	50	4	8	8	3.59	3.531999	3.596	13.45	3.549863
55	1.740345	50	9	18	18	4.08	4.062	4.078	21.95	4.064688
110	2.041372	50	17	34	34	4.59	4.592001	4.572	29.05	4.579513
220	2.342399	50	27	54	54	5.1	5.122002	5.09	31.7	5.094337
Y = 1.088302 + 1.710228 X LOG LD <sub>50</sub> IS 2.287238 LD <sub>50</sub> IS 193.7483				CHI-SQUARED IS 8.225632E-02 WITH 3 DEGREES OF FREEDOM NO SIG HETEROGENEITY 95% CONF LIMITS ARE 134.993 TO 278.0767						

**Appendix Table 190**Effect of Thiodicarb with Azadirachtin 1:20 on *A. diaperinus* adults after 72 h exposure to treated food media.

Dose (ppm)	Log dose	#U	Kill	% Kill	% Cr	E. Pr	Ex. Pr	Wk. Por	Weight	P. Pro
26.25	1.419115	50	3	6	6	3.45	3.462	3.45	11.9	3.480828
52.5	1.720141	50	7	14	14	3.92	3.942	3.924	20.25	3.951495
105	2.021168	50	15	30	30	4.48	4.422	4.48	27.9	4.422161
210	2.322195	50	23	46	46	4.9	4.902	4.89	31.7	4.892829
420	2.623222	50	32	64	64	5.36	5.382	5.344	30.8	5.363495
Y = 1.26199 + 1.563537 X LOG LD <sub>50</sub> IS 2.39074 LD <sub>50</sub> IS 245.8894				CHI-SQUARED IS 0.1316719 WITH 3 DEGREES OF FREEDOM NO SIG HETEROGENEITY 95% CONF LIMITS ARE 180.3814 TO 335.1873						

**Appendix Table 191**Effect of Thiodicarb with Azadirachtin 1:25 on *A. diaperinus* adults after 72 h exposure to treated food media.

Dose (ppm)	Log dose	#U	Kill	% Kill	% Cr	E. Pr	Ex. Pr	Wk. Por	Weight	P. Pro
32.5	1.511868	50	5	10	10	3.72	3.671995	3.73	15.1	3.667223
65	1.812895	50	10	20	20	4.16	4.148997	4.17	23.55	4.137224
130	2.113922	50	17	34	34	4.59	4.626	4.578	30.05	4.607225
260	2.414948	50	24	48	48	4.95	5.103003	4.94	31.7	5.077226
520	2.715975	50	38	76	76	5.71	5.580005	5.668	29.05	5.547227
Y = 1.306705 + 1.561326 X LOG LD <sub>50</sub> IS 2.365487 LD <sub>50</sub> IS 251.9991				CHI-SQUARED IS 1.130631 WITH 3 DEGREES OF FREEDOM NO SIG HETEROGENEITY 95% CONF LIMITS ARE 176.0239 TO 305.7744						

**Appendix Table 192**Effect of Thiodicarb with Azadirachtin 1:30 on *A. diaperinus* adults after 72 h exposure to treated food media.

Dose (ppm)	Log dose	#U	Kill	% Kill	% Cr	E. Pr	Ex. Pr	Wk. Por	Weight	P. Pro
38.75	1.588255	50	7	14	14	3.92	3.854002	3.924	18.5	3.867007
77.5	1.889282	50	14	28	28	4.42	4.344001	4.426	26.6	4.334398
155	2.190309	50	20	40	40	4.75	4.834	4.76	31.35	4.80179
310	2.491336	50	25	50	50	5	5.324	4.98	30.8	5.269181
620	2.792363	50	43	86	86	6.08	5.813999	6.004	25.15	5.736573
Y = 1.400991 + 1.552657 X LOG LD <sub>50</sub> IS 2.317968 LD <sub>50</sub> IS 262.9544				CHI-SQUARED IS 4.711834 WITH 3 DEGREES OF FREEDOM NO SIG HETEROGENEITY 95% CONF LIMITS ARE 160.5457 TO 269.362						

**Appendix Table 193**

Calculation of log/ Probit regression line for the dose mortality experiment in which *A. diaperinus* 1 day old larvae were exposed to the trested filter paper with different concentrations of Fenitrothion (Exposure period= 24h).

Dose ( $\mu\text{g}/\text{cm}^2$ )	Log dose	#U	Kill	% Kill	% Cr	E. Pr	Ex. Pr	Wk. Por	Weight	P. Pro
8.84	0.946442	50	3	6	6	3.45	3.55968	3.442	13.45	3.62425
17.69	1.247715	50	10	20	20	4.16	4.13321	4.17	23.55	4.17675
35.38	1.548742	50	23	46	46	4.9	4.70628	4.896	30.8	4.72881
70.72	1.849523	50	30	60	60	5.25	5.27887	5.28	31.35	5.28040
141.44	2.15055	50	39	78	78	5.77	5.85194	5.7321	25.15	5.83245
Y = 1.888578 + 1.833894 X LOG LD <sub>50</sub> IS 1.696621 LD <sub>50</sub> IS 49.7303				CHI-SQUARED IS 1.562592 WITH 3 DEGREES OF FREEDOM NO SIG HETEROGENEITY 95% CONF LIMITS ARE 39.72468 TO 62.25607						

**Appendix Table 194**

Calculation of log/ Probit regression line for the dose mortality experiment in which *A. diaperinus* 10 days old larvae were exposed to the trested filter paper with different concentrations of Fenitrothion (Exposure period= 24h).

Dose	Log dose	#U	Kill	% Kill	% Cr	E. Pr	Ex. Pr	Wk. Por	Weight	P. Pro
10.36	1.015349	50	2	4	4	3.25	3.25598	3.248	9	3.23812
20.72	1.316376	50	8	16	16	4.01	3.98499	4.016	20.25	3.97520
41.44	1.617403	50	17	34	34	4.59	4.71401	4.584	30.8	4.71227
82.88	1.91843	50	37	74	74	5.64	5.44302	5.618	30.05	5.44934
165.75	2.219431	50	43	86	86	6.08	6.17197	6.08601	20.25	6.18635
Y = .752018 + 2.448528 X LOG LD <sub>50</sub> IS 1.734913 LD <sub>50</sub> IS 54.31413				CHI-SQUARED IS 1.600105 WITH 3 DEGREES OF FREEDOM NO SIG HETEROGENEITY 95% CONF LIMITS ARE 45.54673 TO 64.76916						

**Appendix Table 195**

Calculation of log/ Probit regression line for the dose mortality experiment in which *A. diaperinus* 20 days old larvae were exposed to the trested filter paper with different concentrations of Fenitrothion (Exposure period= 24h).

Dose ( $\mu\text{g}/\text{cm}^2$ )	Log dose	#U	Kill	% Kill	% Cr	E. Pr	Ex. Pr	Wk. Por	Weight	P. Pro
20.72	1.316376	50	4	8	8	3.59	3.96423	3.648	20.25	3.94482
41.44	1.617403	50	19	38	38	4.69	4.46355	4.72	27.9	4.45725
82.88	1.91843	50	26	52	52	5.05	4.96287	5.04	31.7	4.96968
165.75	2.219431	50	33	66	66	5.41	5.46215	5.402	30.05	5.48207
331.51	2.520471	50	41	82	82	5.92	5.96149	5.946	23.55	5.99452
Y = 1.703993 + 1.702273 X LOG LD <sub>50</sub> IS 1.936238 LD <sub>50</sub> IS 86.34523				CHI-SQUARED IS 4.114708 WITH 3 DEGREES OF FREEDOM NO SIG HETEROGENEITY 95% CONF LIMITS ARE 68.63831 TO 108.6201						

**Appendix Table 196**

Calculation of log/ Probit regression line for the dose mortality experiment in which *A. diaperinus* 30 days old larvae were exposed to the trested filter paper with different concentrations of Fenitrothion (Exposure period= 24h).

Dose ( $\mu\text{g}/\text{cm}^2$ )	Log dose	#U	Kill	% Kill	% Cr	E. Pr	Ex. Pr	Wk. Por	Weight	P. Pro
35.36	1.548496	50	4	8	8	3.59	3.67403	3.596	15.1	3.69370
70.72	1.849523	50	14	28	28	4.42	4.25301	4.422	25.15	4.26841
141.44	2.15055	50	20	40	40	4.75	4.83199	4.76	31.35	4.84311
282.88	2.451577	50	33	66	66	5.41	5.41099	5.402	30.05	5.41782
565.77	2.752611	50	42	84	84	5.99	5.99001	6.022	23.55	5.99254
Y = .737403 + 1.909146 X LOG LD <sub>50</sub> IS 2.232725 LD <sub>50</sub> IS 86.34523				CHI-SQUARED IS .9818954 WITH 3 DEGREES OF FREEDOM NO SIG HETEROGENEITY 95% CONF LIMITS ARE 138.2613 TO 211.2265						

**Appendix Table 197**

Calculation of log/ Probit regression line for the dose mortality experiment in which *A. diaperinus* 40 days old larvae were exposed to the trested filter paper with different concentrations of Fenitrothion (Exposure period= 24h).

Dose ( $\mu\text{g}/\text{cm}^2$ )	Log dose	#U	Kill	% Kill	% Cr	E. Pr	Ex. Pr	Wk. Por	Weight	P. Pro
44.2	1.645405	50	2	4	4	3.25	3.32994	3.254	10.4	3.36456
88.42	1.946481	50	9	18	18	4.08	3.97806	4.108	20.25	4.00754
176.81	2.247484	50	17	34	34	4.59	4.62601	4.578	30.05	4.65036
353.61	2.548498	50	32	64	64	5.36	5.27399	5.384	31.35	5.29321
707.21	2.849519	50	40	80	80	5.85	5.92198	5.87	23.55	5.93607
Y = -.1493759 + 2.135607 X LOG LD <sub>50</sub> IS 2.411201 LD <sub>50</sub> IS 257.7512				CHI-SQUARED IS .8497391 WITH 3 DEGREES OF FREEDOM NO SIG HETEROGENEITY 95% CONF LIMITS ARE 211.0982 TO 314.7148						

**Appendix Table 198**

Calculation of log/ Probit regression line for the dose mortality experiment in which *A. diaperinus* adults were exposed to the trested filter paper with different concentrations of Fenitrothion (Exposure period= 24h).

Dose ( $\mu\text{g}/\text{cm}^2$ )	Log dose	#U	Kill	% Kill	% Cr	E. Pr	Ex. Pr	Wk. Por	Weight	P. Pro
1414.53	3.1505	50	3	6	6	3.45	3.30855	3.466	10.4	3.23234
2121.73	3.3266	50	10	20	20	4.16	4.23151	4.15	25.15	4.17148
2828.84	3.4515	50	19	38	38	4.69	4.88631	4.708	31.35	4.83775
3536.07	3.5484	50	30	60	60	5.25	5.39429	5.24	30.8	5.35465
4243.29	3.6276	50	43	86	86	6.08	5.80934	6.004	25.15	5.77698
Y = -13.57192 + 5.333708 X LOG LD <sub>50</sub> IS 3.481991 LD <sub>50</sub> IS 3033.829				CHI-SQUARED IS 2.803085 WITH 3 DEGREES OF FREEDOM NO SIG HETEROGENEITY 95% CONF LIMITS ARE 2808.401 TO 3277.351						

**Appendix Table 199**

Calculation of log/ Probit regression line for the dose mortality experiment in which *A. diaperinus* 1 day old larvae were exposed to the trested filter paper with different concentrations of Fenitrothion (Exposure period= 48h).

Dose ( $\mu\text{g}/\text{cm}^2$ )	Log dose	#U	Kill	% Kill	% Cr	E. Pr	Ex. Pr	Wk. Por	Weight	P. Pro
8.84	0.946442	50	6	12	12	3.82	3.96971	3.832	20.25	4.02027
17.69	1.247715	50	18	36	36	4.64	4.49219	4.66	27.9	4.52359
35.38	1.548742	50	27	54	54	5.1	5.01425	5.1	31.85	5.02651
70.72	1.849523	50	35	70	70	5.52	5.53589	5.5	29.05	5.52901
141.44	2.15055	50	42	84	84	5.99	6.05795	5.964	21.95	6.03192
Y = 2.439103 + 1.670651 X LOG LD <sub>50</sub> IS 1.532874 LD <sub>50</sub> IS 34.10938				CHI-SQUARED IS 1.534409 WITH 3 DEGREES OF FREEDOM NO SIG HETEROGENEITY 95% CONF LIMITS ARE 26.92441 TO 43.21172						

**Appendix Table 200**

Calculation of log/ Probit regression line for the dose mortality experiment in which *A. diaperinus* 10 day old larvae were exposed to the trested filter paper with different concentrations of Fenitrothion (Exposure period= 48h).

Dose ( $\mu\text{g}/\text{cm}^2$ )	Log dose	#U	Kill	% Kill	% Cr	E. Pr	Ex. Pr	Wk. Por	Weight	P. Pro
10.36	1.015349	50	5	10	10	3.72	3.69799	3.73	15.1	3.68718
20.72	1.316376	50	14	28	28	4.42	4.37901	4.426	26.6	4.36941
41.44	1.617403	50	23	46	46	4.9	5.06001	4.9	31.85	5.05163
82.88	1.91843	50	40	80	80	5.85	5.74102	5.83	26.6	5.73386
165.75	2.219431	50	46	92	92	6.41	6.42197	6.424	15.1	6.41602
Y = 1.38607 + 2.266328 X LOG LD <sub>50</sub> IS 1.59462 LD <sub>50</sub> IS 39.32055				CHI-SQUARED IS 1.091362 WITH 3 DEGREES OF FREEDOM NO SIG HETEROGENEITY 95% CONF LIMITS ARE 32.65187 TO 47.3512						

**Appendix Table 201**

Calculation of log/ Probit regression line for the dose mortality experiment in which *A. diaperinus* 20 days old larvae were exposed to the treted filter paper with different concentrations of Fenitrothion (Exposure period= 48h).

Dose ( $\mu\text{g}/\text{cm}^2$ )	Log dose	#U	Kill	% Kill	% Cr	E. Pr	Ex. Pr	Wk. Por	Weight	P. Pro
10.36	1.015349	50	2	4	4	3.25	3.31799	3.254	10.4	3.37392
20.72	1.316376	50	8	16	16	4.01	4.02801	3.996	21.95	4.06237
41.44	1.617403	50	25	50	50	5	4.73801	5	30.8	4.75083
82.88	1.91843	50	30	60	60	5.25	5.44802	5.24	30.05	5.43929
165.75	2.219431	50	44	88	88	6.18	6.15797	6.178	20.25	6.12769
Y = 1.051785 + 2.287032 X LOG LD <sub>50</sub> IS 1.726349 LD <sub>50</sub> IS 53.25363				CHI-SQUARED IS 3.403031 WITH 3 DEGREES OF FREEDOM NO SIG HETEROGENEITY 95% CONF LIMITS ARE 44.20976 TO 64.14761						

**Appendix Table 202**

Calculation of log/ Probit regression line for the dose mortality experiment in which *A. diaperinus* 30 days old larvae were exposed to the treted filter paper with different concentrations of Fenitrothion (Exposure period= 48h).

Dose ( $\mu\text{g}/\text{cm}^2$ )	Log dose	#U	Kill	% Kill	% Cr	E. Pr	Ex. Pr	Wk. Por	Weight	P. Pro
27.18	1.434235	50	2	4	4	3.25	3.82523	3.414	18.5	3.80559
35.36	1.548496	50	13	26	26	4.36	4.08484	4.406	21.95	4.06798
70.72	1.849523	50	20	40	40	4.75	4.76880	4.74	30.8	4.75924
141.44	2.15055	50	36	72	72	5.58	5.45275	5.564	30.05	5.45051
282.88	2.451577	50	42	84	84	5.99	6.13671	5.99401	20.25	6.14178
Y = .5120731 + 2.296362 X LOG LD <sub>50</sub> IS 1.954364 LD <sub>50</sub> IS 90.02527				CHI-SQUARED IS 6.185372 WITH 3 DEGREES OF FREEDOM NO SIG HETEROGENEITY 95% CONF LIMITS ARE 75.20205 TO 107.7703						

**Appendix Table 203**

Calculation of log/ Probit regression line for the dose mortality experiment in which *A. diaperinus* 40 days old larvae were exposed to the treted filter paper with different concentrations of Fenitrothion (Exposure period= 48h).

Dose ( $\mu\text{g}/\text{cm}^2$ )	Log dose	#U	Kill	% Kill	% Cr	E. Pr	Ex. Pr	Wk. Por	Weight	P. Pro
44.2	1.645405	50	4	8	8	3.59	3.61194	3.596	15.1	3.63212
88.41	1.946481	50	13	26	26	4.36	4.26106	4.354	25.15	4.25933
176.81	2.247484	50	22	44	44	4.85	4.91001	4.84	31.7	4.8864
353.61	2.548498	50	34	68	68	5.47	5.55899	.444	29.05	5.51348
707.21	2.849519	50	45	90	90	6.28	6.20798	6.23	18.5	6.14058
Y = .2043443 + 2.083244 X LOG LD <sub>50</sub> IS 2.302014 LD <sub>50</sub> IS 200.4536				CHI-SQUARED IS .6014176 WITH 3 DEGREES OF FREEDOM NO SIG HETEROGENEITY 95% CONF LIMITS ARE 164.3304 TO 244.5175						

**Appendix Table 204**

Calculation of log/ Probit regression line for the dose mortality experiment in which *A. diaperinus* adults were exposed to the treted filter paper with different concentrations of Fenitrothion (Exposure period= 48h).

Dose ( $\mu\text{g}/\text{cm}^2$ )	Log dose	#U	Kill	% Kill	% Cr	E. Pr	Ex. Pr	Wk. Por	Weight	P. Pro
1414.53	3.1505	50	4	8	8	3.59	3.49149	3.63	11.9	3.48292
2121.64	3.3266	50	14	28	28	4.42	4.42156	4.42	27.9	4.39011
2828.84	3.4515	50	23	46	46	4.9	5.08157	4.9	31.85	5.03387
3536.07	3.5484	50	33	66	66	5.41	5.5935	5.388	29.05	5.53324
4243.29	3.6276	50	45	90	90	6.28	6.0118	6.21	21.95	5.94124
Y = -12.75135 + 5.152787 X LOG LD <sub>50</sub> IS 3.444998 LD <sub>50</sub> IS 2786.11				CHI-SQUARED IS 3.047424 WITH 3 DEGREES OF FREEDOM NO SIG HETEROGENEITY 95% CONF LIMITS ARE 2574.198 TO 3015.467						



**Appendix Table 205**

Calculation of log/ Probit regression line for the dose mortality experiment in which *A. diaperinus* 1 day old larvae were exposed to the trested filter paper with different concentrations of Fenitrothion (Exposure period= 72h).

Dose ( $\mu\text{g}/\text{cm}^2$ )	Log dose	#U	Kill	% Kill	% Cr	E. Pr	Ex. Pr	Wk. Por	Weight	P. Pro
4.43	0.646397	50	3	6	6	3.45	3.52633	3.442	13.45	3.57143
8.85	0.946933	50	10	20	20	4.16	4.15875	4.17	23.55	4.18783
17.69	1.247715	50	24	48	48	4.95	4.79169	4.948	30.8	4.80473
35.38	1.548742	50	33	66	66	5.41	5.42514	5.402	30.05	5.42213
70.72	1.849523	50	42	84	84	5.99	6.05807	5.964	21.95	6.03902
Y = 2.245689 + 2.050983 X LOG LD <sub>50</sub> IS 1.342923 LD <sub>50</sub> IS 22.02535				CHI-SQUARED IS 1.000458 WITH 3 DEGREES OF FREEDOM NO SIG HETEROGENEITY 95% CONF LIMITS ARE 17.99777 TO 26.95422						

**Appendix Table 206**

Calculation of log/ Probit regression line for the dose mortality experiment in which *A. diaperinus* 10 days old larvae were exposed to the trested filter paper with different concentrations of Fenitrothion (Exposure period= 72h).

Dose ( $\mu\text{g}/\text{cm}^2$ )	Log dose	#U	Kill	% Kill	% Cr	E. Pr	Ex. Pr	Wk. Por	Weight	P. Pro
5.18	0.714322	50	4	8	8	3.59	3.54172	3.596	13.45	3.54893
10.36	1.015349	50	10	20	20	4.16	4.16872	4.17	23.55	4.16060
20.752	1.317046	50	21	42	42	4.8	4.79711	4.792	30.8	4.77363
41.44	1.617403	50	30	60	60	5.25	5.42272	5.24	30.05	5.38394
82.88	1.91843	50	44	88	88	6.18	6.04972	6.12800	21.95	5.99561
Y = 2.09747 + 2.031947 X LOG LD <sub>50</sub> IS 1.428448 LD <sub>50</sub> IS 26.81933				CHI-SQUARED IS 1.04982 WITH 3 DEGREES OF FREEDOM NO SIG HETEROGENEITY 95% CONF LIMITS ARE 21.85092 TO 32.91743						

**Appendix Table 207**

Calculation of log/ Probit regression line for the dose mortality experiment in which *A. diaperinus* 20 days old larvae were exposed to the trested filter paper with different concentrations of Fenitrothion (Exposure period= 72h).

Dose ( $\mu\text{g}/\text{cm}^2$ )	Log dose	#U	Kill	% Kill	% Cr	E. Pr	Ex. Pr	Wk. Por	Weight	P. Pro
10.36	1.015349	50	6	12	12	3.82	3.81398	3.822	18.5	3.82761
20.72	1.316376	50	15	30	30	4.48	4.47599	4.48	27.9	4.47472
41.44	1.617403	50	29	58	58	5.2	5.13801	5.19	31.7	5.12182
82.88	1.91843	50	37	74	74	5.64	5.80002	5.596	25.15	5.76892
165.75	2.219431	50	47	94	94	6.55	6.46197	6.5581	15.1	6.41597
Y = 1.644966 + 2.149655 X LOG LD <sub>50</sub> IS 1.560731 LD <sub>50</sub> IS 36.36898				CHI-SQUARED IS 1.205368 WITH 3 DEGREES OF FREEDOM NO SIG HETEROGENEITY 95% CONF LIMITS ARE 29.96491 TO 44.14173						

**Appendix Table 208**

Calculation of log/ Probit regression line for the dose mortality experiment in which *A. diaperinus* 30 days old larvae were exposed to the trested filter paper with different concentrations of Fenitrothion (Exposure period= 72h).

Dose ( $\mu\text{g}/\text{cm}^2$ )	Log dose	#U	Kill	% Kill	% Cr	E. Pr	Ex. Pr	Wk. Por	Weight	P. Pro
17.68	1.247469	50	6	12	12	3.82	3.8519	3.822	18.5	3.87079
35.36	1.548496	50	17	34	34	4.59	4.462	4.6	27.9	4.46676
70.72	1.849523	50	23	46	46	4.9	5.072	4.9	31.85	5.06274
141.44	2.15055	50	39	78	78	5.77	5.6821	5.76	27.9	5.65872
282.88	2.451577	50	45	90	90	6.28	6.2921	6.23	18.5	6.25469
Y = 1.401039 + 1.97981 X LOG LD <sub>50</sub> IS 1.817831 LD <sub>50</sub> IS 65.74025				CHI-SQUARED IS 1.680092 WITH 3 DEGREES OF FREEDOM NO SIG HETEROGENEITY 95% CONF LIMITS ARE 53.5623 TO 80.68695						

**Appendix Table 209**

Calculation of log/ Probit regression line for the dose mortality experiment in which *A. diaperinus* 40 days old larvae were exposed to the treated filter paper with different concentrations of Fenitrothion (Exposure period= 72h).

Dose ( $\mu\text{g}/\text{cm}^2$ )	Log dose	#U	Kill	% Kill	% Cr	E. Pr	Ex. Pr	Wk. Por	Weight	P. Pro
22.1	1.344378	50	3	6	6	3.45	3.62789	3.462	15.1	3.68518
44.21	1.645504	50	14	28	28	4.42	4.21810	4.422	25.15	4.26043
88.41001	1.946481	50	21	42	42	4.8	4.80802	4.81200	31.35	4.83540
176.81	2.247484	50	35	70	70	5.52	5.39799	5.5	30.8	5.41041
353.61	2.548498	50	40	80	80	5.85	5.98798	5.87	23.55	5.98544
Y = 1.11699 + 1.910325 X LOG LD <sub>50</sub> IS 2.032644 LD <sub>50</sub> IS 107.8063				CHI-SQUARED IS 1.98661 WITH 3 DEGREES OF FREEDOM NO SIG HETEROGENEITY 95% CONF LIMITS ARE 87.27748 TO 133.1637						

**Appendix Table 210**

Calculation of log/ Probit regression line for the dose mortality experiment in which *A. diaperinus* adults were exposed to the treated filter paper with different concentrations of Fenitrothion (Exposure period= 72h).

Dose	Log dose	#U	Kill	% Kill	% Cr	E. Pr	Ex. Pr	Wk. Por	Weight	P. Pro
707.33	2.849593	50	5	10	10	3.72	3.636872	3.73	15.1	3.591407
1414.44	3.150552	50	16	32	32	4.53	4.548293	4.516	29.05	4.516223
2121.64	3.326637	50	21	42	42	4.8	5.081548	4.8	31.85	5.057315
2828.84	3.451573	50	36	72	72	5.58	5.459901	5.564	30.05	5.441229
3536.07	3.548484	50	40	80	80	5.85	5.753387	5.83	26.6	5.739028
Y = -5.165095 + 3.072896 X LOG LD <sub>50</sub> IS 3.307986 LD <sub>50</sub> IS 2032.289				CHI-SQUARED IS 3.073502 WITH 3 DEGREES OF FREEDOM NO SIG HETEROGENEITY 95% CONF LIMITS ARE 1788.974 TO 2308.698						

**Appendix Table 211**

Calculation of log/ Probit regression line for the dose mortality experiment in which *A. diaperinus* 1 day old larvae were exposed to the treated flour medium with different concentrations of Fenitrothion (Exposure period= 24h).

Dose (ppm)	Log dose	#U	Kill	% Kill	% Cr	E. Pr	Ex. Pr	Wk. Por	Weight	P. Pro
25	1.397926	50	2	4	4	3.25	3.3879	3.254	10.4	3.4793
50	1.698952	50	10	20	20	4.16	3.9909	4.2	20.25	4.0446
100	1.999979	50	18	36	36	4.64	4.594	4.628	29.05	4.6099
200	2.301006	50	28	56	56	5.15	5.1970	5.14	31.7	5.1751
400	2.602033	50	39	78	78	5.77	5.8000	5.73201	25.15	5.7404
Y = .8543043 + 1.877822 X LOG LD <sub>50</sub> IS 2.207716 LD <sub>50</sub> IS 161.3301				CHI-SQUARED IS 1.067871 WITH 3 DEGREES OF FREEDOM NO SIG HETEROGENEITY 95% CONF LIMITS ARE 128.086 TO 203.2026						

**Appendix Table 212**

Calculation of log/ Probit regression line for the dose mortality experiment in which *A. diaperinus* 10 days old larvae were exposed to the treated flour medium with different concentrations of Fenitrothion (Exposure period= 24h).

Dose (ppm)	Log dose	#U	Kill	% Kill	% Cr	E. Pr	Ex. Pr	Wk. Por	Weight	P. Pro
37.5	1.574015	50	2	4	4	3.25	3.30799	3.254	10.4	3.33446
75	1.875042	50	8	16	16	4.01	3.97199	4.016	20.25	3.99141
150	2.176069	50	19	38	38	4.69	4.636	4.686	30.05	4.64835
300	2.477096	50	31	62	62	5.31	5.30001	5.292	30.8	5.30531
600	2.778123	50	41	82	82	5.92	5.96401	5.946	23.55	5.96225
Y = -.1005998 + 2.182356 X LOG LD <sub>50</sub> IS 2.3372 LD <sub>50</sub> IS 217.3699				CHI-SQUARED IS .1336594 WITH 3 DEGREES OF FREEDOM NO SIG HETEROGENEITY 95% CONF LIMITS ARE 178.7336 TO 264.3583						

**Appendix Table 213**

Calculation of log/ Probit regression line for the dose mortality experiment in which *A. diaperinus* 20 days old larvae were exposed to the trested flour medium with different concentrations of Fenitrothion (Exposure period= 24h).

Dose (ppm)	Log dose	#U	Kill	% Kill	% Cr	E. Pr	Ex. Pr	Wk. Por	Weight	P. Pro
50	1.698952	50	5	10	10	3.72	3.676	3.73	15.1	3.67225
100	1.999979	50	11	22	22	4.23	4.217	4.218	25.15	4.20505
200	2.301006	50	20	40	40	4.75	4.7581	4.74	30.8	4.73785
400	2.602033	50	27	54	54	5.1	5.2991	5.124	31.35	5.27064
800	2.90306	50	42	84	84	5.99	5.8401	5.936	25.15	5.80344
Y = .6652226 + 1.769934 X			CHI-SQUARED IS 1.171024 WITH 3 DEGREES OF FREEDOM							
LOG LD <sub>50</sub> IS 2.449119			NO SIG HETEROGENEITY							
LD <sub>50</sub> IS 281.2668			95% CONF LIMITS ARE 223.1957 TO 354.4468							

**Appendix Table 214**

Calculation of log/ Probit regression line for the dose mortality experiment in which *A. diaperinus* 30 days old larvae were exposed to the trested flour medium with different concentrations of Fenitrothion (Exposure period= 24h).

Dose (ppm)	Log dose	#U	Kill	% Kill	% Cr	E. Pr	Ex. Pr	Wk. Por	Weight	P. Pro
50	1.698952	50	2	4	4	3.25	3.21001	3.248	9	3.20512
100	1.999979	50	7	14	14	3.92	3.92401	3.924	20.25	3.90768
200	2.301006	50	18	36	36	4.64	4.638	4.632	30.05	4.61023
400	2.602033	50	29	58	58	5.2	5.35199	5.188	30.8	5.31278
800	2.90306	50	44	88	88	6.18	6.06599	6.12801	21.95	6.01533
Y = -.7599831 + 2.333856 X			CHI-SQUARED IS .7946701 WITH 3 DEGREES OF FREEDOM							
LOG LD <sub>50</sub> IS 2.468012			NO SIG HETEROGENEITY							
LD <sub>50</sub> IS 293.7732			95% CONF LIMITS ARE 243.9224 TO 353.8119							

**Appendix Table 215**

Calculation of log/ Probit regression line for the dose mortality experiment in which *A. diaperinus* 40 days old larvae were exposed to the trested flour medium with different concentrations of Fenitrothion (Exposure period= 24h).

Dose (ppm)	Log dose	#U	Kill	% Kill	% Cr	E. Pr	Ex. Pr	Wk. Por	Weight	P. Pro
75	1.875042	50	2	4	4	3.25	3.30800	3.254	10.4	3.33457
150	2.176069	50	8	16	16	4.01	3.96600	4.016	20.25	3.99004
300	2.477096	50	19	38	38	4.69	4.624	4.686	30.05	4.64551
600	2.778123	50	30	60	60	5.25	5.28199	5.28	31.35	5.30098
1200	3.07915	50	41	82	82	5.92	5.93999	5.946	23.55	5.95645
Y = -.7482176 + 2.177443 X			CHI-SQUARED IS .1468124 WITH 3 DEGREES OF FREEDOM							
LOG LD <sub>50</sub> IS 2.639894			NO SIG HETEROGENEITY							
LD <sub>50</sub> IS 436.409			95% CONF LIMITS ARE 358.8229 TO 530.771							

**Appendix Table 216**

Calculation of log/ Probit regression line for the dose mortality experiment in which *A. diaperinus* adults were exposed to the trested flour medium with different concentrations of Fenitrothion (Exposure period= 24h).

Dose (ppm)	Log dose	#U	Kill	% Kill	% Cr	E. Pr	Ex. Pr	Wk. Por	Weight	P. Pro
125	2.096888	50	3	6	6	3.45	3.4301	3.45	11.9	3.40857
250	2.397915	50	8	16	16	4.01	3.982	4.016	20.25	3.96700
500	2.698942	50	14	28	28	4.42	4.5341	4.404	29.05	4.52543
1000	2.999969	50	28	56	56	5.15	5.086	5.15	31.85	5.08386
2000	3.300996	50	37	74	74	5.64	5.638	5.64001	27.9	5.64229
Y = -.4813166 + 1.855079 X			CHI-SQUARED IS .6368065 WITH 3 DEGREES OF FREEDOM							
LOG LD <sub>50</sub> IS 2.954762			NO SIG HETEROGENEITY							
LD <sub>50</sub> IS 901.0761			95% CONF LIMITS ARE 710.9236 TO 1142.089							

**Appendix Table 217**

Calculation of log/ Probit regression line for the dose mortality experiment in which *A. diaperinus* 1day old larvae were exposed to the treted flour medium with different concentrations of Fenitrothion (Exposure period= 48h).

Dose (ppm)	Log dose	#U	Kill	% Kill	% Cr	E. Pr	Ex. Pr	Wk. Por	Weight	P. Pro
25	1.397926	50	4	8	8	3.59	3.64199	3.596	15.1	3.65606
50	1.698952	50	13	26	26	4.36	4.27599	4.354	25.15	4.28090
100	1.999979	50	23	46	46	4.9	4.91001	4.89	31.7	4.90575
200	2.301006	50	35	70	70	5.52	5.54401	5.5	29.05	5.53059
400	2.602033	50	44	88	88	6.18	6.17800	6.178	20.25	6.15544
Y = .7543716 + 2.075712 X LOG LD <sub>50</sub> IS 2.045384 LD <sub>50</sub> IS 111.0157				CHI-SQUARED IS .2342224 WITH 3 DEGREES OF FREEDOM NO SIG HETEROGENEITY 95% CONF LIMITS ARE 91.11736 TO 135.2595						

**Appendix Table 218**

Calculation of log/ Probit regression line for the dose mortality experiment in which *A. diaperinus* 10 days old larvae were exposed to the treted flour medium with different concentrations of Fenitrothion (Exposure period= 48h).

Dose (ppm)	Log dose	#U	Kill	% Kill	% Cr	E. Pr	Ex. Pr	Wk. Por	Weight	P. Pro
35.5	1.550212	50	5	10	10	3.72	3.62202	3.73	15.1	3.59049
75	1.875042	50	10	20	20	4.16	4.28831	4.15	25.15	4.26311
150	2.176069	50	23	46	46	4.9	4.90576	4.89	31.7	4.88644
300	2.477096	50	35	70	70	5.52	5.52322	5.5	29.05	5.50977
600	2.778123	50	44	88	88	6.18	6.14068	6.178	20.25	6.13309
Y = .3805161 + 2.070672 X LOG LD <sub>50</sub> IS 2.23091 LD <sub>50</sub> IS 170.1807				CHI-SQUARED IS .6596603 WITH 3 DEGREES OF FREEDOM NO SIG HETEROGENEITY 95% CONF LIMITS ARE 139.5732 TO 207.5002						

**Appendix Table 219**

Calculation of log/ Probit regression line for the dose mortality experiment in which *A. diaperinus* 20 days old larvae were exposed to the treted flour medium with different concentrations of Fenitrothion (Exposure period= 48h).

Dose (ppm)	Log dose	#U	Kill	% Kill	% Cr	E. Pr	Ex. Pr	Wk. Por	Weight	P. Pro
50	1.698952	50	6	12	12	3.82	3.79201	3.836	16.8	3.80827
100	1.999979	50	15	30	30	4.48	4.42601	4.48	27.9	4.42536
200	2.301006	50	24	48	48	4.95	5.06001	4.95	31.85	5.04247
400	2.602033	50	37	74	74	5.64	5.69399	5.64001	27.9	5.65956
800	2.90306	50	46	92	92	6.41	6.32799	6.366	16.8	6.27666
Y = .3254624 + 2.049975 X LOG LD <sub>50</sub> IS 2.280291 LD <sub>50</sub> IS 190.6736				CHI-SQUARED IS .5135956 WITH 3 DEGREES OF FREEDOM NO SIG HETEROGENEITY 95% CONF LIMITS ARE 156.0739 TO 232.9437						

**Appendix Table 220**

Calculation of log/ Probit regression line for the dose mortality experiment in which *A. diaperinus* 30 days old larvae were exposed to the treted flour medium with different concentrations of Fenitrothion (Exposure period= 48h).

Dose (ppm)	Log dose	#U	Kill	% Kill	% Cr	E. Pr	Ex. Pr	Wk. Por	Weight	P. Pro
50	1.698952	50	4	8	8	3.59	3.59001	3.596	13.45	3.59754
100	1.999979	50	11	22	22	4.23	4.21201	4.218	25.15	4.21171
200	2.301006	50	21	42	42	4.8	4.83401	4.81201	31.35	4.82589
400	2.602033	50	34	68	68	5.47	5.45599	5.456	30.05	5.44006
800	2.90306	50	43	86	86	6.08	6.07799	6.046	21.95	6.05424
Y = .1312251 + 2.040266 X LOG LD <sub>50</sub> IS 2.386343 LD <sub>50</sub> IS 243.4128				CHI-SQUARED IS 1.560974E-02 WITH 3 DEGREES OF FREEDOM NO SIG HETEROGENEITY 95% CONF LIMITS ARE 199.0925 TO 297.599						

**Appendix Table 221**

Calculation of log/ Probit regression line for the dose mortality experiment in which *A. diaperinus* 40 days old larvae were exposed to the trested flour medium with different concentrations of Fenitrothion (Exposure period= 48h).

Dose (ppm)	Log dose	#U	Kill	% Kill	% Cr	E. Pr	Ex. Pr	Wk. Por	Weight	P. Pro
75	1.875042	50	6	12	12	3.82	3.93201	3.832	20.25	3.96516
150	2.176069	50	18	36	36	4.64	4.52401	4.628	29.05	4.54093
300	2.477096	50	29	58	58	5.2	5.116	5.19	31.7	5.11670
600	2.778123	50	37	74	74	5.64	5.70799	5.638	26.6	5.69247
1200	3.07915	50	45	90	90	6.28	6.29999	6.23	18.5	6.26824
Y = .3787904 + 1.912688 X LOG LD <sub>50</sub> IS 2.416082 LD <sub>50</sub> IS 260.6646				CHI-SQUARED IS .8561401 WITH 3 DEGREES OF FREEDOM NO SIG HETEROGENEITY 95% CONF LIMITS ARE 210.9447 TO 322.1034						

**Appendix Table 222**

Calculation of log/ Probit regression line for the dose mortality experiment in which *A. diaperinus* adults were exposed to the trested flour medium with different concentrations of Fenitrothion (Exposure period= 48h).

Dose (ppm)	Log dose	#U	Kill	% Kill	% Cr	E. Pr	Ex. Pr	Wk. Por	Weight	P. Pro
125	2.096888	50	6	12	12	3.82	3.68601	3.864	15.1	3.67236
250	2.397915	50	11	22	22	4.23	4.27601	4.218	25.15	4.25536
500	2.698942	50	19	38	38	4.69	4.86601	4.708	31.35	4.83835
1000	2.999969	50	33	66	66	5.41	5.45599	5.402	30.05	5.42135
2000	3.300996	50	44	88	88	6.18	6.04599	6.12801	21.95	6.00434
Y = -.3886514 + 1.936688 X LOG LD <sub>50</sub> IS 2.782406 LD <sub>50</sub> IS 605.907				CHI-SQUARED IS 1.468636 WITH 3 DEGREES OF FREEDOM NO SIG HETEROGENEITY 95% CONF LIMITS ARE 490.8238 TO 747.9731						

**Appendix Table 223**

Calculation of log/ Probit regression line for the dose mortality experiment in which *A. diaperinus* 1 day old larvae were exposed to the trested flour medium with different concentrations of Fenitrothion (Exposure period= 72h).

Dose (ppm)	Log dose	#U	Kill	% Kill	% Cr	E. Pr	Ex. Pr	Wk. Por	Weight	P. Pro
12.5	1.096899	50	8	16	16	4.01	3.92201	4.016	20.25	3.91458
25	1.397926	50	16	32	32	4.53	4.48701	4.54	27.9	4.47463
50	1.698952	50	21	42	42	4.8	5.052	4.8	31.85	5.03467
100	1.999979	50	37	74	74	5.64	5.617	5.64001	27.9	5.59471
200	2.301006	50	45	90	90	6.28	6.182	6.27	20.25	6.15476
Y = 1.873869 + 1.860444 X LOG LD <sub>50</sub> IS 1.680315 LD <sub>50</sub> IS 47.89775				CHI-SQUARED IS 2.40773 WITH 3 DEGREES OF FREEDOM NO SIG HETEROGENEITY 95% CONF LIMITS ARE 38.64972 TO 59.3586						

**Appendix Table 224**

Calculation of log/ Probit regression line for the dose mortality experiment in which *A. diaperinus* 10 days old larvae were exposed to the trested flour medium with different concentrations of Fenitrothion (Exposure period= 72h).

Dose (ppm)	Log dose	#U	Kill	% Kill	% Cr	E. Pr	Ex. Pr	Wk. Por	Weight	P. Pro
18.75	1.272988	50	4	8	8	3.59	3.72399	3.604	16.8	3.76532
37.5	1.574015	50	13	26	26	4.36	4.31799	4.362	26.6	4.34825
75	1.875042	50	26	52	52	5.05	4.912	5.04	31.7	4.93117
150	2.176069	50	37	74	74	5.64	5.50601	5.612	29.05	5.51410
300	2.477096	50	41	82	82	5.92	6.10001	5.90200	20.25	6.09702
Y = 1.300237 + 1.936457 X LOG LD <sub>50</sub> IS 1.910584 LD <sub>50</sub> IS 81.39235				CHI-SQUARED IS 1.86647 WITH 3 DEGREES OF FREEDOM NO SIG HETEROGENEITY 95% CONF LIMITS ARE 66.03655 TO 100.3189						

**Appendix Table 225**

Calculation of log/ Probit regression line for the dose mortality experiment in which *A. diaperinus* 20 days old larvae were exposed to the trested flour medium with different concentrations of Fenitrothion (Exposure period= 72h).

Dose (ppm)	Log dose	#U	Kill	% Kill	% Cr	E. Pr	Ex. Pr	Wk. Por	Weight	P. Pro
25	1.397926	50	7	14	14	3.92	3.832	3.924	18.5	3.84487
50	1.698952	50	16	32	32	4.53	4.429	4.54	27.9	4.41620
100	1.999979	50	20	40	40	4.75	5.026	4.75	31.85	4.98754
200	2.301006	50	35	70	70	5.52	5.623	5.52	27.9	5.55888
400	2.602033	50	46	92	92	6.41	6.22000	6.332	18.5	6.13021
Y = 1.191671 + 1.897957 X LOG LD <sub>50</sub> IS 2.006542 LD <sub>50</sub> IS 101.5176				CHI-SQUARED IS 3.135574 WITH 3 DEGREES OF FREEDOM NO SIG HETEROGENEITY 95% CONF LIMITS ARE 82.04118 TO 125.61						

**Appendix Table 226**

Calculation of log/ Probit regression line for the dose mortality experiment in which *A. diaperinus* 30 days old larvae were exposed to the trested flour medium with different concentrations of Fenitrothion (Exposure period= 72h).

Dose (ppm)	Log dose	#U	Kill	% Kill	% Cr	E. Pr	Ex. Pr	Wk. Por	Weight	P. Pro
25	1.397926	50	4	8	8	3.59	3.59999	3.596	13.45	3.63224
50	1.698952	50	11	22	22	4.23	4.21999	4.218	25.15	4.23124
100	1.999979	50	24	48	48	4.95	4.84	4.968	31.35	4.83025
200	2.301006	50	30	60	60	5.25	5.46000	5.24	30.05	5.42925
400	2.602033	50	44	88	88	6.18	6.08000	6.12800	21.95	6.02825
Y = .8505621 + 1.989865 X LOG LD <sub>50</sub> IS 2.085286 LD <sub>50</sub> IS 121.6987				CHI-SQUARED IS 1.911537 WITH 3 DEGREES OF FREEDOM NO SIG HETEROGENEITY 95% CONF LIMITS ARE 99.03471 TO 149.5493						

**Appendix Table 227**

Calculation of log/ Probit regression line for the dose mortality experiment in which *A. diaperinus* 40 days old larvae were exposed to the trested flour medium with different concentrations of Fenitrothion (Exposure period= 72h).

Dose (ppm)	Log dose	#U	Kill	% Kill	% Cr	E. Pr	Ex. Pr	Wk. Por	Weight	P. Pro
37.5	1.574015	50	4	8	8	3.59	3.61399	3.596	15.1	3.63110
75	1.875042	50	12	24	24	4.29	4.24999	4.28600	25.15	4.25790
150	2.176069	50	23	46	46	4.9	4.886	4.916	31.35	4.88470
300	2.477096	50	34	68	68	5.47	5.52200	5.444	29.05	5.51151
600	2.778123	50	44	88	88	6.18	6.15800	6.178	20.25	6.13831
Y = .3536625 + 2.082216 X LOG LD <sub>50</sub> IS 2.231439 LD <sub>50</sub> IS 170.3879				CHI-SQUARED IS .2332688 WITH 3 DEGREES OF FREEDOM NO SIG HETEROGENEITY 95% CONF LIMITS ARE 139.866 TO 207.5703						

**Appendix Table 228**

Calculation of log/ Probit regression line for the dose mortality experiment in which *A. diaperinus* adults were exposed to the trested flour medium with different concentrations of Fenitrothion (Exposure period= 72h).

Dose (ppm)	Log dose	#U	Kill	% Kill	% Cr	E. Pr	Ex. Pr	Wk. Por	Weight	P. Pro
62.5	1.795861	50	3	6	6	3.45	3.40800	3.45	11.9	3.39046
125	2.096888	50	8	16	16	4.01	4.02100	3.996	21.95	4.00341
250	2.397915	50	17	34	34	4.59	4.634	4.578	30.05	4.61635
500	2.698942	50	29	58	58	5.2	5.24699	5.228	31.35	5.22930
1000	2.999969	50	41	82	82	5.92	5.85999	5.868	25.15	5.84224
Y = -.266242 + 2.036185 X LOG LD <sub>50</sub> IS 2.586328 LD <sub>50</sub> IS 385.7699				CHI-SQUARED IS .1047974 WITH 3 DEGREES OF FREEDOM NO SIG HETEROGENEITY 95% CONF LIMITS ARE 313.0967 TO 475.311						

**Appendix Table 229**Effect of Fenitrothion with Azadirachtin 1:1 on *A. diaperinus* 40 days old larvae after 72 h exposure to treated filter paper.

Dose ( $\mu\text{g}/\text{cm}^2$ )	Log dose	#U	Kill	% Kill	% Cr	E. Pr	Ex. Pr	Wk. Por	Weight	P. Pro
1.38	0.1398776	50	2	4	4	3.25	3.15608	3.268	7.7	3.115239
2.76	0.4409045	50	3	6	6	3.45	3.527943	3.442	13.45	3.502335
5.52	0.7419314	50	6	12	12	3.82	3.899806	3.822	18.5	3.889432
11.05	1.043352	50	12	24	24	4.29	4.272155	4.286001	25.15	4.277034
22.1	1.344378	50	19	38	38	4.69	4.644017	4.686	30.05	4.66413
Y = 2.935367 + 1.28592 X LOG LD <sub>50</sub> IS 1.605569 LD <sub>50</sub> IS 40.3245				CHI-SQUARED IS .3291416 WITH 3 DEGREES OF FREEDOM NO SIG HETEROGENEITY 95% CONF LIMITS ARE 19.37197 TO 83.93913						

**Appendix Table 230**Effect of Fenitrothion with Azadirachtin 1:3 on *A. diaperinus* 40 days old larvae after 72 h exposure to treated filter paper.

Dose ( $\mu\text{g}/\text{cm}^2$ )	Log dose	#U	Kill	% Kill	% Cr	E. Pr	Ex. Pr	Wk. Por	Weight	P. Pro
2.76	0.4409045	50	1	2	2	2.95	3.051724	2.95	6.55	3.14549
5.525	0.7423246	50	4	8	8	3.59	3.532238	3.596	13.45	3.592177
11.05	1.043352	50	9	18	18	4.08	4.012126	4.078	21.95	4.038281
22.1	1.344378	50	17	34	34	4.59	4.492013	4.6	27.9	4.484385
44.2	1.645405	50	22	44	44	4.85	4.9719	4.84	31.7	4.930489
Y = 2.492096 + 1.481941 X LOG LD <sub>50</sub> IS 1.692311 LD <sub>50</sub> IS 49.23921				CHI-SQUARED IS .9174328 WITH 3 DEGREES OF FREEDOM NO SIG HETEROGENEITY 95% CONF LIMITS ARE 30.45063 TO 79.62065						

**Appendix Table 231**Effect of Fenitrothion with Azadirachtin 1:5 on *A. diaperinus* 40 days old larvae after 72 h exposure to treated filter paper.

Dose ( $\mu\text{g}/\text{cm}^2$ )	Log dose	#U	Kill	% Kill	% Cr	E. Pr	Ex. Pr	Wk. Por	Weight	P. Pro
4.14	0.6169939	50	3	6	6	3.45	3.486046	3.45	11.9	3.493558
8.28	0.9180209	50	8	16	16	4.01	3.859893	4.026	18.5	3.86343
16.57	1.21931	50	8	16	16	4.01	4.234066	4.014	25.15	4.233624
33.15	1.520468	50	20	40	40	4.75	4.608075	4.74	30.05	4.603656
66.3	1.821495	50	24	48	48	4.95	4.981922	4.94	31.7	4.973528
Y = 2.735458 + 1.2287 X LOG LD <sub>50</sub> IS 1.84304 LD <sub>50</sub> IS 69.66901				CHI-SQUARED IS 2.318583 WITH 3 DEGREES OF FREEDOM NO SIG HETEROGENEITY 95% CONF LIMITS ARE 40.47863 TO 119.9095						

**Appendix Table 232**Effect of Fenitrothion with Azadirachtin 1:8 on *A. diaperinus* 40 days old larvae after 72 h exposure to treated filter paper.

Dose ( $\mu\text{g}/\text{cm}^2$ )	Log dose	#U	Kill	% Kill	% Cr	E. Pr	Ex. Pr	Wk. Por	Weight	P. Pro
6.21	0.7930835	50	5	10	10	3.72	3.763826	3.72	16.8	3.768773
12.43	1.09446	50	10	20	20	4.16	4.139169	4.17	23.55	4.146572
24.86	1.395487	50	17	34	34	4.59	4.514076	4.572	29.05	4.523933
49.72	1.696514	50	22	44	44	4.85	4.888983	4.864001	31.35	4.901293
99.45	1.997584	50	33	66	66	5.25	5.263945	5.28	31.35	5.278709
Y = 2.774582 + 1.253578 X LOG LD <sub>50</sub> IS 1.775254 LD <sub>50</sub> IS 69.60105				CHI-SQUARED IS .163971 WITH 3 DEGREES OF FREEDOM NO SIG HETEROGENEITY 95% CONF LIMITS ARE 40.4195 TO 87.88548						

**Appendix Table 233**Effect of Fenitrothion with Azadirachtin 1:0.05 on *A. diaperinus* adults after 72 h exposure to treated filter paper.

Dose ( $\mu\text{g}/\text{cm}^2$ )	Log dose	#U	Kill	% Kill	% Cr	E. Pr	Ex. Pr	Wk. Por	Weight	P. Pro
23.21	1.365661	50	1	2	2	2.95	3.04606	2.95	6.55	3.134699
46.41	1.666594	50	3	6	6	3.45	3.439932	3.45	11.9	3.49455
92.83	1.967668	50	8	16	16	4.01	3.833988	4.026	18.5	3.854568
185.67	2.268718	50	11	22	22	4.23	4.228014	4.218	25.15	4.214558
371.34	2.569745	50	16	32	32	4.53	4.622009	4.524	30.05	4.57452
Y = 1.501668 + 1.195781 X LOG LD <sub>50</sub> IS 2.925563 LD <sub>50</sub> IS 842.4854				CHI-SQUARED IS 0.8677406 WITH 3 DEGREES OF FREEDOM NO SIG HETEROGENEITY 95% CONF LIMITS ARE 347.0497 TO 2045.189						

**Appendix Table 234**Effect of Fenitrothion with Azadirachtin 1:0.1 on *A. diaperinus* adults after 72 h exposure to treated filter paper.

Dose ( $\mu\text{g}/\text{cm}^2$ )	Log dose	#U	Kill	% Kill	% Cr	E. Pr	Ex. Pr	Wk. Por	Weight	P. Pro
24.31	1.385771	50	2	4	4	3.25	3.310007	3.254	10.4	3.343278
48.62	1.686798	50	5	10	10	3.72	3.700979	3.72	16.8	3.72413
97.25	1.987869	50	10	20	20	4.16	4.092009	4.16	21.95	4.105038
194.51	2.288918	50	16	32	32	4.53	4.48301	4.54	27.9	4.485918
389.03	2.589956	50	21	42	42	4.8	4.873996	4.812001	31.35	4.866784
Y = 1.590035 + 1.265176 X LOG LD <sub>50</sub> IS 2.695251 LD <sub>50</sub> IS 495.736				CHI-SQUARED IS .325016 WITH 3 DEGREES OF FREEDOM NO SIG HETEROGENEITY 95% CONF LIMITS ARE 273.3111 TO 899.1738						

**Appendix Table 235**Effect of Fenitrothion with Azadirachtin 1:0.2 on *A. diaperinus* adults after 72 h exposure to treated filter paper.

Dose ( $\mu\text{g}/\text{cm}^2$ )	Log dose	#U	Kill	% Kill	% Cr	E. Pr	Ex. Pr	Wk. Por	Weight	P. Pro
26.52	1.423559	50	3	6	6	3.45	3.608009	3.462	15.1	3.68052
53.04	1.724586	50	9	18	18	4.08	3.974984	4.108	20.25	4.021349
106.09	2.025654	50	15	30	30	4.48	4.342008	4.49	26.6	4.362224
212.19	2.326701	50	20	40	40	4.75	4.709007	4.74	30.8	4.703075
424.39	2.627738	50	24	48	48	4.95	5.075993	4.95	31.85	5.043915
Y = 2.068739 + 1.132219 X LOG LD <sub>50</sub> IS 2.588951 LD <sub>50</sub> IS 388.1069				CHI-SQUARED IS 1.630129 WITH 3 DEGREES OF FREEDOM NO SIG HETEROGENEITY 95% CONF LIMITS ARE 226.2087 TO 665.8763						

**Appendix Table 236**Effect of Fenitrothion with Azadirachtin 1:0.5 on *A. diaperinus* adults after 72 h exposure to treated filter paper.

Dose ( $\mu\text{g}/\text{cm}^2$ )	Log dose	#U	Kill	% Kill	% Cr	E. Pr	Ex. Pr	Wk. Por	Weight	P. Pro
33.15	1.520468	50	5	10	10	3.72	3.773964	3.72	16.8	3.798144
66.31	1.82156	50	10	20	20	4.16	4.159031	4.17	23.55	4.172114
132.62	2.122587	50	18	36	36	4.64	4.544014	4.628	29.05	4.546004
265.24	2.423614	50	24	48	48	4.95	4.928998	4.94	31.7	4.919892
530.49	2.724649	50	30	60	60	5.25	5.313992	5.24	30.8	5.293791
Y = 1.909656 + 1.242044 X LOG LD <sub>50</sub> IS 2.488111 LD <sub>50</sub> IS 307.6883				CHI-SQUARED IS .3999176 WITH 3 DEGREES OF FREEDOM NO SIG HETEROGENEITY 95% CONF LIMITS ARE 208.9935 TO 452.9901						



**Appendix Table 237**Effect of Fenitrothion with Azadirachtin 1:10 on *A. diaperinus* 40 days old larvae after 72 h exposure to treated food media.

Dose (ppm)	Log dose	#U	Kill	% Kill	% Cr	E. Pr	Ex. Pr	Wk. Por	Weight	P. Pro
12.81	1.107538	50	1	2	2	2.95	2.928592	2.9448	5.5	2.935578
25.79	1.411437	50	4	8	8	3.25	3.308495	3.254	10.4	3.313332
51.57	1.71238	50	9	18	18	3.72	3.684703	3.73	15.1	3.687411
103.13	2.013364	50	13	26	26	4.08	4.060963	4.078	21.95	4.061542
206.25	2.31437	50	22	44	44	4.42	4.437249	4.42	27.9	4.4357
Y = 1.558883 + 1.243024 X LOG LD <sub>50</sub> IS 2.768344 LD <sub>50</sub> IS 210.717				CHI-SQUARED IS 7.733918E-02 WITH 3 DEGREES OF FREEDOM NO SIG HETEROGENEITY 95% CONF LIMITS ARE 187.5329 TO 581.841						

**Appendix Table 238**Effect of Fenitrothion with Azadirachtin 1:15 on *A. diaperinus* 40 days old larvae after 72 h exposure to treated food media.

Dose (ppm)	Log dose	#U	Kill	% Kill	% Cr	E. Pr	Ex. Pr	Wk. Por	Weight	P. Pro
18.75	1.272988	50	2	4	4	3.25	3.313997	3.254	10.4	3.354741
37.5	1.574015	50	6	12	12	3.82	3.755999	3.836	16.8	3.782534
75	1.875042	50	11	22	22	4.23	4.198	4.247	23.55	4.210326
150	2.176069	50	18	36	36	4.64	4.641	4.632	30.05	4.638119
300	2.477096	50	30	60	60	5.05	5.0821	5.05	31.85	5.065912
Y = 1.545684 + 1.421111 X LOG LD <sub>50</sub> IS 2.430716 LD <sub>50</sub> IS 229.5973				CHI-SQUARED IS .1927834 WITH 3 DEGREES OF FREEDOM NO SIG HETEROGENEITY 95% CONF LIMITS ARE 174.9485 TO 415.452						

**Appendix Table 239**Effect of Fenitrothion with Azadirachtin 1:20 on *A. diaperinus* 40 days old larvae after 72 h exposure to treated food media.

Dose (ppm)	Log dose	#U	Kill	% Kill	% Cr	E. Pr	Ex. Pr	Wk. Por	Weight	P. Pro
24.61	1.391097	50	4	8	8	3.59	3.597999	3.596	13.45	3.585104
49.22	1.692124	50	9	18	18	4.08	4.019001	4.078	21.95	4.014068
98.44	1.993151	50	14	28	28	4.42	4.440004	4.42	27.9	4.443033
196.88	2.294178	50	20	40	40	4.75	4.861006	4.76	31.35	4.871997
393.75	2.595194	50	32	64	64	5.36	5.281992	5.384	31.35	5.300945
Y = 1.602785 + 1.425003 X LOG LD <sub>50</sub> IS 2.384005 LD <sub>50</sub> IS 242.1056				CHI-SQUARED IS .7155113 WITH 3 DEGREES OF FREEDOM NO SIG HETEROGENEITY 95% CONF LIMITS ARE 171.0854 TO 342.6069						

**Appendix Table 240**Effect of Fenitrothion with Azadirachtin 1:25 on *A. diaperinus* 40 days old larvae after 72 h exposure to treated food media.

Dose (ppm)	Log dose	#U	Kill	% Kill	% Cr	E. Pr	Ex. Pr	Wk. Por	Weight	P. Pro
30.47	1.483857	50	6	12	12	3.82	3.779993	3.836	16.8	3.780062
60.94	1.784884	50	10	20	20	4.16	4.184001	4.17	23.55	4.179087
121.88	2.085911	50	17	34	34	4.59	4.58801	4.572	29.05	4.578112
243.75	2.38692	50	23	46	46	4.9	4.991994	4.89	31.7	4.977113
487.5	2.687947	50	34	68	68	5.47	5.396003	5.448	30.8	5.376139
Y = 1.81314 + 1.325546 X LOG LD <sub>50</sub> IS 2.404186 LD <sub>50</sub> IS 253.6213				CHI-SQUARED IS .4552765 WITH 3 DEGREES OF FREEDOM NO SIG HETEROGENEITY 95% CONF LIMITS ARE 179.8739 TO 357.6046						

**Appendix Table 241**Effect of Fenitrothion with Azadirachtin 1:10 on *A. diaperinus* aults after 72 h exposure to treated food media.

Dose (ppm)	Log dose	#U	Kill	% Kill	% Cr	E. Pr	Ex. Pr	Wk. Por	Weight	P. Pro
21.49	1.332223	50	2	4	4	3.25	3.270042	3.248	9	3.288782
42.97	1.633148	50	4	8	8	3.59	3.594957	3.596	13.45	3.603978
85.94	1.934175	50	10	20	20	4.01	3.919981	4.016	20.25	3.919279
171.88	2.235202	50	16	32	32	4.16	4.245005	4.15	25.15	4.234581
343.75	2.536216	50	22	44	44	4.59	4.570016	4.572	29.05	4.549869
Y = 1.893386 + 1.04742 X LOG LD <sub>50</sub> IS 2.965969 LD <sub>50</sub> IS 375.36575				CHI-SQUARED IS .3990803 WITH 3 DEGREES OF FREEDOM NO SIG HETEROGENEITY 95% CONF LIMITS ARE 317.2426 TO 694.92						

**Appendix Table 242**Effect of Fenitrothion with Azadirachtin 1:15 on *A. diaperinus* aults after 72 h exposure to treated food media.

Dose (ppm)	Log dose	#U	Kill	% Kill	% Cr	E. Pr	Ex. Pr	Wk. Por	Weight	P. Pro
31.25	1.494835	50	3	6	6	3.45	3.480002	3.45	11.9	3.497404
62.5	1.795861	50	7	14	14	3.92	3.897001	3.924	18.5	3.906709
125	2.096888	50	13	26	26	4.36	4.314	4.362	26.6	4.316015
250	2.397915	50	19	38	38	4.69	4.730999	4.688	30.8	4.725319
500	2.698942	50	28	56	56	5.15	5.147999	5.14	31.7	5.134625
Y = 1.464884 + 1.359696 X LOG LD <sub>50</sub> IS 2.599932 LD <sub>50</sub> IS 385.9136				CHI-SQUARED IS .1322441 WITH 3 DEGREES OF FREEDOM NO SIG HETEROGENEITY 95% CONF LIMITS ARE 261.6693 TO 605.4945						

**Appendix Table 243**Effect of Fenitrothion with Azadirachtin 1:20 on *A. diaperinus* aults after 72 h exposure to treated food media.

Dose (ppm)	Log dose	#U	Kill	% Kill	% Cr	E. Pr	Ex. Pr	Wk. Por	Weight	P. Pro
41.02	1.612979	50	5	10	10	3.72	3.643991	3.73	15.1	3.612441
82.04	1.914006	50	9	18	18	4.08	4.091012	4.078	21.95	4.066476
164.07	2.215006	50	14	28	28	4.42	4.537994	4.404	29.05	4.520473
328.13	2.51602	50	24	48	48	4.95	4.984996	4.94	31.7	4.974489
656.25	2.81704	50	35	70	70	5.52	5.432007	5.51	30.05	5.428514
Y = 1.179601 + 1.50829 X LOG LD <sub>50</sub> IS 2.532935 LD <sub>50</sub> IS 396.6837				CHI-SQUARED IS .8431472 WITH 3 DEGREES OF FREEDOM NO SIG HETEROGENEITY 95% CONF LIMITS ARE 251.6883 TO 462.3872						

**Appendix Table 244**Effect of Fenitrothion with Azadirachtin 1:25 on *A. diaperinus* aults after 72 h exposure to treated food media.

Dose (ppm)	Log dose	#U	Kill	% Kill	% Cr	E. Pr	Ex. Pr	Wk. Por	Weight	P. Pro
50.79	1.705761	50	8	16	16	4.01	3.954019	4.016	20.25	3.954635
101.57	2.006745	50	14	28	28	4.42	4.394985	4.426	26.6	4.393622
203.13	2.307751	50	20	40	40	4.75	4.835982	4.76	31.35	4.832641
406.25	2.608766	50	28	56	56	5.15	5.276994	5.176	31.35	5.271674
812.5	2.909793	50	40	80	80	5.85	5.718022	5.83	26.6	5.710724
Y = 1.466771 + 1.458507 X LOG LD <sub>50</sub> IS 2.422498 LD <sub>50</sub> IS 398.67464				CHI-SQUARED IS .9347038 WITH 3 DEGREES OF FREEDOM NO SIG HETEROGENEITY 95% CONF LIMITS ARE 281.9676 TO 446.508						